



TradingFinder > Education > Forex Education > Learn the Concept of POI in ICT– Entering a Trad...

## Learn the Concept of POI in ICT– Entering a Trade Using Points of Interest (POI)

Categories:

Forex Education    ICT (Inner Circle Trader) Education    Interesting Financial Articles    Trading Education    Technical analysis Education

Article Level: Intermediate 



Writer:  
Rajesh Sharma




Reviewer:  
Davit Kvaratskhelia




Fact checker:  
Eda Kaya



Modified: Aug 16, 2025

 Comments: 0

 Views: 557

 8 Min

In financial market analysis using the ICT style, **Points of Interest (POI)** in higher timeframes are used to analyze the ongoing trend, while in lower timeframes they are applied for strategies related to trade entries.

In general, price tends to move towards significant points of interest (POI); therefore, by identifying these points, it becomes possible to determine the **Market Structure** and the probable trend direction.



Price movement towards points of interest and its reaction after reaching the specified zone

### What is a Point of Interest (POI) in ICT Style?

In **ICT style**, a **Point of Interest (POI)** refers to areas on the chart where the price is likely to react. These points can be **support and resistance** levels, order blocks, **Fair Value Gaps (FVG)**, or any other area associated with **smart money** activity.



## How to Identify Points of Interest (POI) in Higher Timeframes?

To use POI in analysis, the key points in higher timeframes must first be identified. The five main elements to focus on are:

### Highs and Lows

These points often act as price magnets and it must be determined which highs and lows have been broken and which ones are the next probable targets for price. For example, closely located lows that the price moves towards and then reverses from can indicate potential entry areas.

### Fair Value Gaps (FVG)

Fair Value Gaps occur as a result of rapid price movements and are often zones for retracement or trend continuation. These gaps are usually visible in higher timeframes and are used as key points for reversal or continuation of price movement.



The fair value gap forms during rapid price movement, leaving certain orders pending

### Order Blocks (OB)

**Order Blocks** are areas where banks or large financial institutions have entered the market. These areas are usually accompanied by price reversals and can be entry or exit points. Traders often seek price reactions within these blocks for confirmation to enter trades.

### Optimal Trade Entry (OTE)

The OTE setup refers to entering a trade in a Fibonacci retracement zone (between 61.8% and 79%) that, relative to the previous move, lies within the **Discount Zone** or **Premium Zone**. To use OTE effectively, a specific move (bullish or bearish) should first be identified, and then the **Fibonacci** tool should be applied to find the optimal zone.

### Internal Range Liquidity

This type of liquidity is usually found within a price range and can serve as a point for trend reversal or continuation. For example, during price oscillations between two key levels, traders can identify

**internal liquidity** points to find trading opportunities.

## External Range Liquidity

This type of liquidity is usually found outside the current price range and is used as key points for breakouts or major trend reversals.

For example, if price approaches key levels outside the current range (such as previous highs or lows), traders can identify these points as targets or entry and exit points.

**External range liquidity**, especially when the market exits a consolidation phase, offers significant trading opportunities.



Tools used in Points of Interest on a price chart, including FVG, Order Block, internal, and external range liquidity

## How to Use POI for Entries in Lower Timeframes?

After identifying POIs in the higher timeframe, they are then used to find entry points in lower timeframes. The process includes the following steps:

### #1 Evaluating Breaks of Highs or Lows

Once price reaches a POI, it should be assessed for breaks of highs or lows. Breaking these levels indicates the strength or weakness of the trend and serves as an initial signal for trade entry. If a high or low is broken and price quickly reverses, it may signal a trend change.

### #2 Searching for Fair Value Gaps

In lower timeframes, smaller **FVGs** can be found. These gaps serve as entry zones because price usually tends to fill them. Traders can identify these zones using technical tools such as Fibonacci or trendlines.

### #3 Identifying Local Order Blocks

**Order Blocks** in lower timeframes provide more precise entry points. For example, if price reaches an order block and reacts, a reversal or continuation can be expected. Professional traders often look for additional confirmations in these areas.

### #4 Observing Market Structure Shifts

A **shift in market structure** in lower timeframes is sometimes a sign of a trend change in the direction of the POI. For example, if price quickly returns after breaking a high, it may indicate a reversal. These changes are often accompanied by high volume and strong candles.

### #5 Using the OTE Tool

After identifying a significant move in a lower timeframe, traders can use the **OTE setup** with the Fibonacci tool to find suitable points for trade orders, such as entry orders, **take profit, and stop loss**. This also allows identifying multiple staged entry points for a trade.



Identifying fair value gaps and market structure shifts at a higher timeframe point of interest

## Conclusion

In ICT style analysis, identifying and using **Points of Interest (POI)** in higher timeframes as key price reaction zones, combined with lower timeframe analysis to find precise entries, is the main approach.

Other concepts in this style, such as market structure, price gaps, order blocks, and internal and external range liquidity, are tools used to forecast future movements and identify potential areas for reversals or trend continuations.



Learn the Concept of POI Tutorial PDF

Click to download Learn the Concept of POI Tutorial PDF

Download PDF

## FAQs

What does POI mean in ICT style?



POI refers to specific areas on the chart where price is expected to react. These points can include order blocks, fair value gaps, support and resistance levels, or liquidity zones.

What role do POIs play in analysis? ▼

These points are recognized as price reaction zones and are important in predicting future price movements.

Is POI only used in ICT style? ▼

No, the concept of POI also exists in many price action styles, but in ICT it is applied with a more precise approach to liquidity and smart money.

Why is it recommended to combine higher and lower timeframes? ▼

Because higher timeframes provide the overall picture, while lower timeframes offer precise and low-risk entries.

How can order blocks be identified? ▼

Order blocks are areas where large financial institutions' entry causes price reactions and are usually formed near strong bullish or bearish moves.

How can OTE be combined with POI? ▼

First, the POI is identified, then the OTE zone is determined using Fibonacci, and the exact entry point is selected within that zone.

What information does a fair value gap provide? ▼

These gaps highlight specific areas that price has rapidly moved through and usually tends to fill or return to.

What is the difference between internal and external liquidity? ▼

Internal liquidity forms within current price ranges, while external liquidity occurs at points outside the current range, such as historical highs and lows.

How is market structure shift analyzed? ▼

These changes are associated with breaking highs and lows or reacting to key zones, indicating a potential reversal or continuation.

How are POI zones confirmed? ▼

Price reactions in these zones are assessed using tools like volume, market structure changes, or confirmation in lower timeframes.

**Table Of Content** ✕

What is a Point of Interest (POI) in ICT Style?

How to Identify Points of Interest (POI) in Higher Timeframes? ▼

Highs and Lows

Fair Value Gaps (FVG)

Order Blocks (OB)

Optimal Trade Entry (OTE)

Internal Range Liquidity

External Range Liquidity

How to Use POI for Entries in Lower Timeframes?



Conclusion

### Top Posts



**What is an ICT Order Block and How to Trade It?**

Ram Nisha | Dec 23, 2024

11,883 Views



**Turtle Soup Strategy from ICT Style**

Arjun Mandal | Dec 23, 2024

10,676 Views

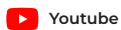
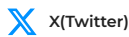


**Break of Structure (BOS) on ICT**

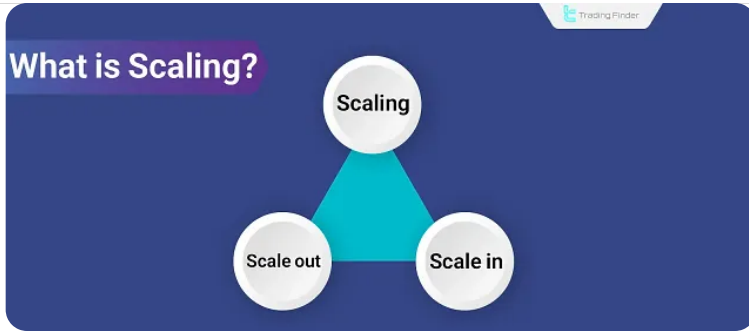
Eda Kaya | Dec 22, 2024

10,514 Views

### Our Social Media



### Latest Articles



### Scaling in Trading: Multi-Stage Entry and Exit with Position Size Adjustments

Forex Education

Arjun Mandal | Aug 15, 2025



### Learn the Concept of POI in ICT- Entering a Trade Using Points of Interest (POI)

Forex Education

Rajesh Sharma | Aug 14, 2025



Complete training in financial markets such as "Forex," "Stock Market," and "Cryptocurrencies" only becomes comprehensive with tested trading tools and strategies. "Trading Finder," with its experience, aids traders and investors in gaining a correct understanding and deep learning. The training programs are designed based on tools for traders of all levels, from "beginner to advanced."





[About Us](#)

[Contact Us](#)

[Forex Methodology](#)

[Our Team](#)

[Jobs](#)

[Report a Bug](#)

[Advertisement](#)

[Affiliates](#)

[Our Scores](#)

[Indicators & Oscillators](#)

[Products](#)

[Financial Market Education](#)

[Trading Tools](#)

[Trading Tools](#)

**Risk Disclosure:**

Participating in financial markets involves high risk, which can result in the loss of part or all of your investment. There are no

[Show More](#) ▾

**Disclaimer:**

[TradingFinder.com] assumes no responsibility for any potential losses or damages. All decisions are the sole responsibility of

[Show More](#) ▾

**Disclosure of revenues and advertisements:**

The "TradingFinder" platform offers various services, some of which, like introductions, are free, while others, such as our

[Show More](#) ▾

[Privacy Policy](#)

[Risk Warning](#)

[Cookies Policy](#)

[Copyright and Idea Submissions](#)

[Terms and Conditions Agreement](#)