

# Ponzi Scheme: Part 5: Bernie Madoff

(with the cash) Don't Ask Don't Tell: Newest Investing Strategy

By T.H. Murrey

Americans are "too busy" to follow their own profit making investing strategy, so why get mad at Bernie when he pays you to "Don't Ask – Don't Tell?" You can't have it (cash) both ways: you follow your Money Manager's Fundamentals of you accept huge losses when the Truth is "outed?"

Tennessee: 1,000 Trusts with money moved (every) 30 days

Ponzi Scheme: # 100: 2009: Nashville, Tennessee: Don't ask Don't Tell Investing (with) Bernie Madoff


Ask your "current" Money Manager or Hedge Fund Manager, what their investing strategy is and you will be perplexed and

confused to know what they use to evaluate future market reverses.

98.4375% of (all) Investing Money Managers and Financial Planners can't tell you what technical analysis they have been using to show you major reverses. Most use none (ever). Why?

**Murrey's Law of Fives**

**(5):** Ask your Money Manager, Hedge Fund Manager and 25,000 Financial Planners to show you the (last) Five major reverses (starting) back on 1) 1990.10.09 forward: 2) 2000: 3) 2002: 4) 2007: and 5) 2009. They will (even) give you the exact day: month: and price of each: true?



Ponzi Scheme: # 01: 1927: US Stamps to converted Foreign Governments to US Stamps: + 25% a month.

Ponzi Scheme: # 02: 1927: Nashville,

Rookie Murrey Math Traders are required to know (exact) Time and Price of the last five (5) major reverses before they could step in front of the Murrey Math Class and

declare: "I affirm I know the past five major US stock market reverses and will (upon demand) quote the (exact) day and price of the Dow 30 Index: S&P 500 Index and the S&P 100 Index, so I am credible with potential (new) students and able to talk to logic with "old school" farts who still deny these last (5) reverses as to time or price percent."

Murrey Math Master Level Traders are able to go back to 1986 – 87 but this is too much for most experts.

Gann said: 1942: "Find the major reverses over 5: 10: 20: 30: 50: 60: 100 years and divide it by eight (8).

3,125,000 Million "followers" of Gann since 1942 book: **How to Make Profits from Commodities**

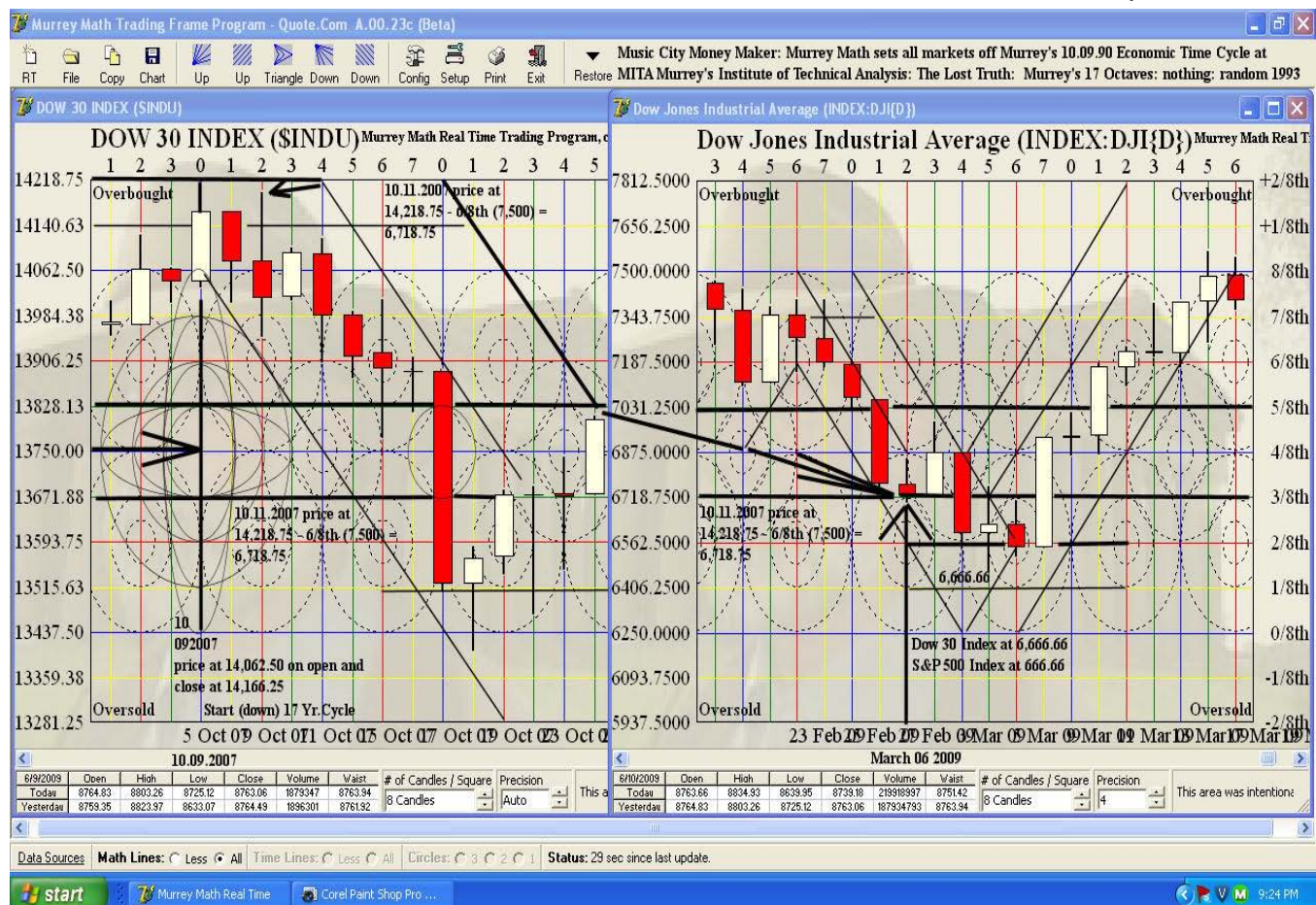
**W. D. Gann: 1942:** wrote his book solving the Investing "public's" question: **"When to expect major reverses in**

**the US stock market?"** He produced his classic reversal signal: **# 01 rule:** take the extreme highs and lows from a long period of time (you pick it) and divide the range by (8) and you will see future reverses want to reverse after moving 3/8<sup>th</sup> or 5/8<sup>th</sup> runs (moves) inside these (two) extremes (you pick).\*

**\*Socrates** wrote his thesis for Common Sense along with **Thomas Pain** (in the ass) and they agreed: "You have to: know when to holdum and know when to foldum."

**Lows predict highs and Highs predict lows (in the future) off Percentages: Ratios or Murrey Math**

**Just put your money in your mattress:** 1935 when 437 US banks went bankrupt: June 10 2009 CNBC TV revealed an old Jewish widow threw out \$1,562,500 cash saved since 1935 after she bought a new mattress: she couldn't remember what she did (same time and price) for 70





years. What's next, logic?

**3,125,000 Million "followers" of Murrey's Trading System: 1992- 93 (finally) worldwide**

**"Too Busy" study, think or react: then join us at: [www.murreymathonlineforum.com](http://www.murreymathonlineforum.com): we provide weekly and daily and intraday "live" classes for members to profit off 90 minutes off opening bell.**

**US Stock market and futures "too confusing" for you, then come to our Forex Spread classes or ask us to direct you toward Murrey Math commodity traders, who know the Murrey math Trading Lines, so you and your vroker can be on the same page on the (same) trade.\***

**T. Henning Murrey sets the 9exact) spreads for the S&P 500 futures against the cash every 13 weeks with (only) one number, since 1996.10.09.**

**You just ask us for them quarterly, thanks.**

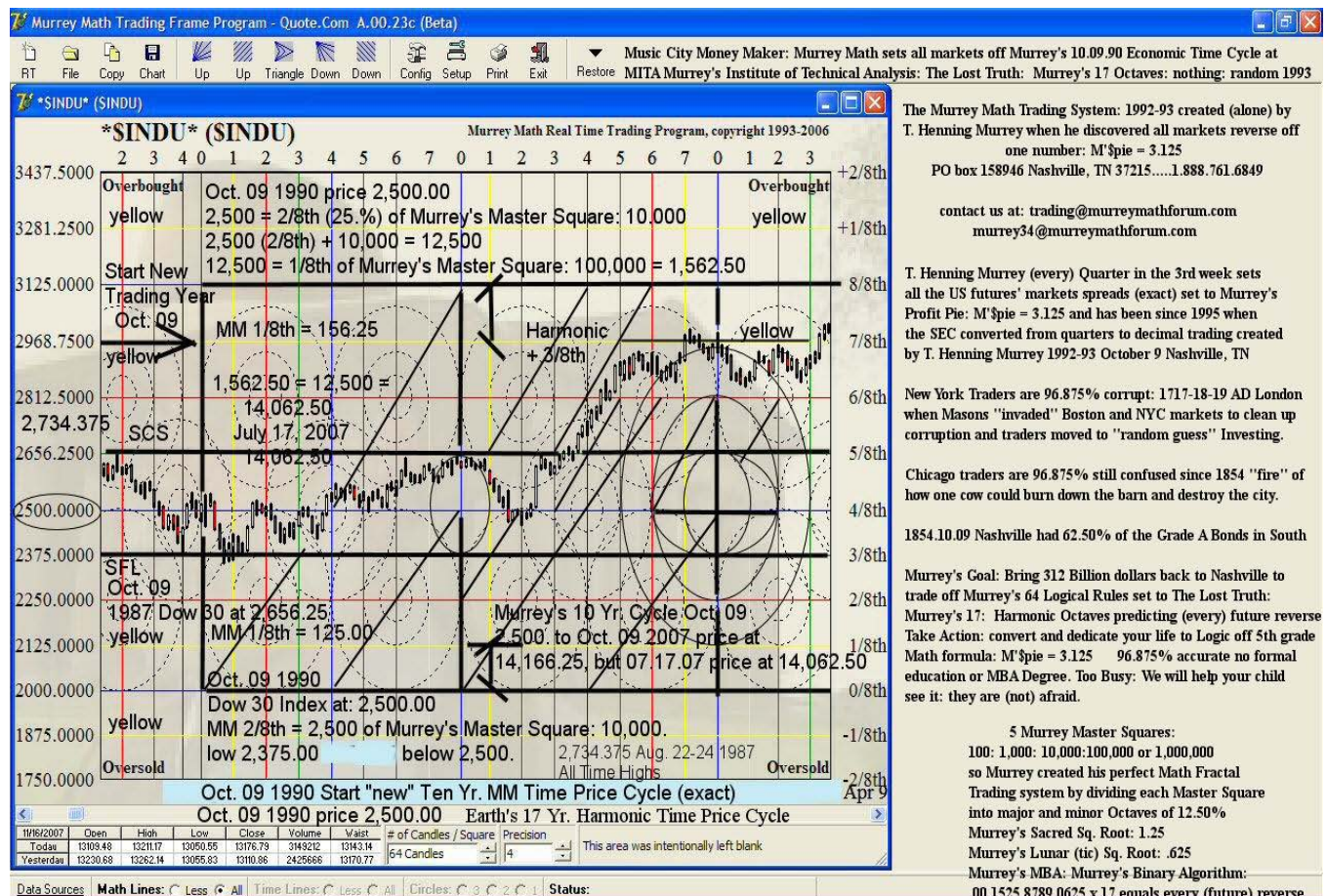
**The Murrey Math Trading System:**  
created 10.09.1992 to 10.09.1993  
Nashville, TN 37215

**Disclaimer:** This is a **100% original** trading strategy discovered 1992 1993 Nashville, Tennessee by T. Henning Murrey (alone) since all Nashville Experts reported: "all markets random off highs and lows."

It has never been mentioned, considered or attempted, by any group, to set all markets off one (1) number: Murrey's Profit Pie:  $M\$pie = 3.125 \cdot T$ . Henning Murrey set out to prove "no random" markets.

**BAC or MER** have (over) 14,000 Financial Planners and all these experts know these (exact) Time and Price reverses of the S&P 500 Index S&P 100 index and Dow 30 Index as (every) rookie MM student.

312 different MBA Business Schools and





500 different US Universities and 5,000 junior colleges and 5,000 largest US high schools refuse to allow (1) innocent child to ponder if markets are random or exact.

### **Murrey Family 17 Yr US Economic Time Price Cycle (started) 1990.10.09 from 1854.10.09**

Every Grandfather of T. Henning Murrey has procreated with their wives from 1797 up to 1941 to produce a higher than IQ child beneath the Skull and inside the Coffin. Galgatha = Skull and Coffin = Nash = village of nash = Nashville and Nashville flag has skull carried by 31<sup>st</sup> generation Cherokee Indian with Flute set to 437.50 cycles per second. Nashville, Tennessee is the Octave set from the Pyramid at Giza on the wing of the Dove as proclaimed in the book: **Wisdom of Enoch**, so 312,500,000,000 will come to Nashville soon. It is 625 feet above sea level to 1,250 for hills.

Murrey's Family: Murrey's Birthday October 09 (biggest market reverses) 1<sup>st</sup> Week of October\*

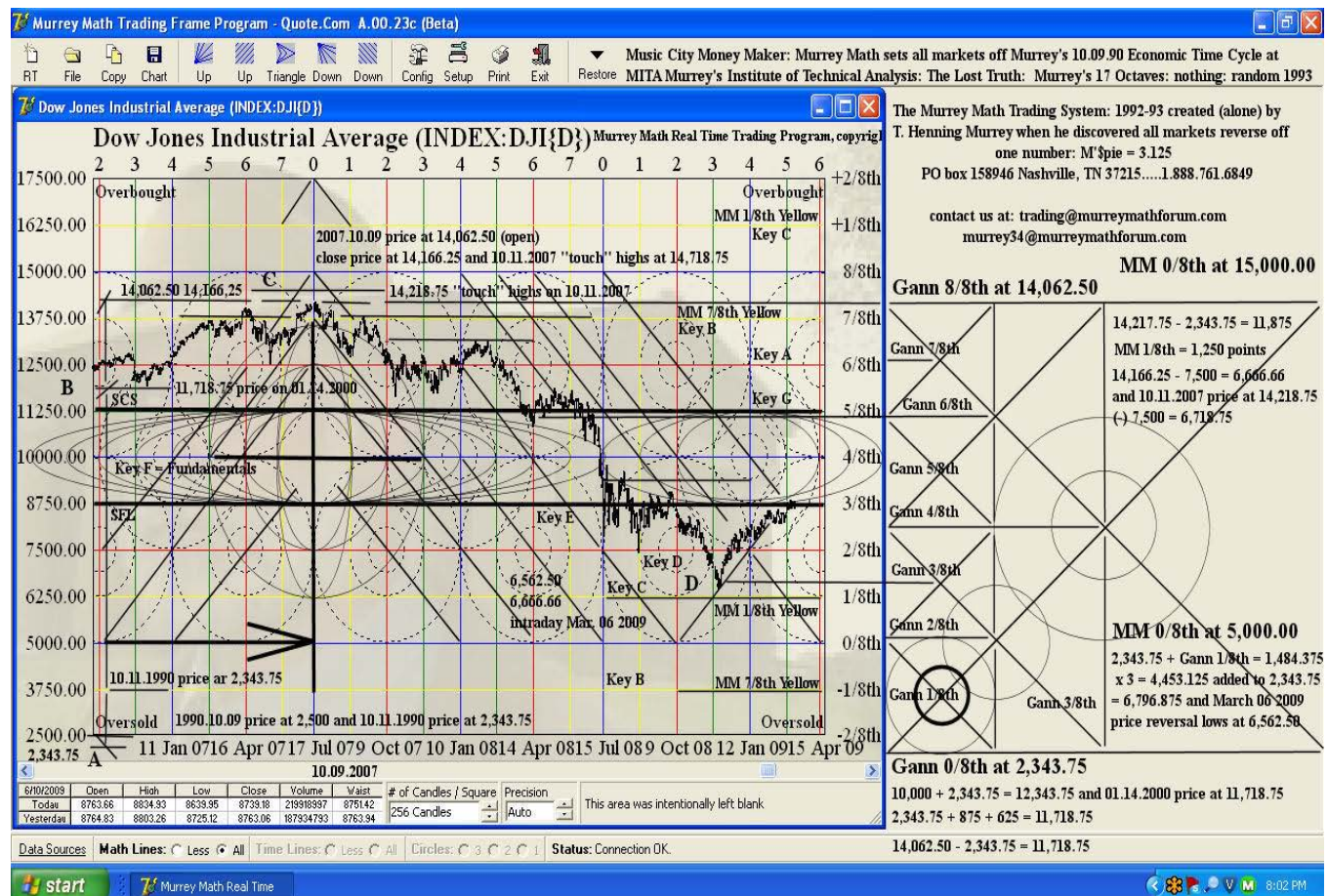
\*Trader's World Magazine (last) Issue had 5 articles on proof of October (major) reverses.

**Gann and Murrey agree:** you must be able to see the Five Perspectives of any market.\* Murrey coaches students to "see" how to trade off all (5) different MM Price and MM Time Frames. 1942 Gann said: "You must be able to divide all the ranges (extremes) into ½ then ½ then ½ then ½ then intraday day."

**Gann and Murrey agree:** find the (last) five extremes and remember them and trade against them:

5 Major Reverses: .....1990.10.09\* .....2000.01.14.....2002.10.09\* .....2007.10.09\*... ..2009.03.06

Dow 30 Index: 2,500.00  
11,718.75 7,187.50





**Proof: All markets reverse off**  
**Murrey's Profit Pie: M'\$pie = 3.125\***

**\*Murrey publishes (every) exact reversal price starting October 09 each Fall Season for: S&P 500 Index: and futures: Dow 30 Index and (futures) and S&P 100 Index. Accuracy:**

**Open Book Test: Start Now  
(without) putting it off till 2012 A.D.  
divide 3.125 into each of the five (5)  
reverses in MM Price off MM Time: go.  
What did you discover? Did you do it  
in your head?**

**Happy Birthday Murrey Math:**





**Murrey's Birthday: October 09:** King of Clubs: Logic (math) genius: 1929 All Time Highs; next lows 1932 next lows off Ten yr. Cycle: 1942 when T. Henning Murrey was born: Then 1987 = 45 years later: next 2002 = 60 Yr Cycle of Man: **Ezekiel:** 1990.10.09 Murrey Family Time Price Cycle of US Economy: (back from 1854) to 2007 (17 years forward): and 1987 to 2007 Twenty (20) Yr Cycle: and 1997 to 2007 Ten (10) Yr Cycle: and 2002 to 2007 Five (5) Yr Cycle: and lastly the 2007 to 2012 (end of) 26,000 Mayan Calendar Cycle, when the light from the Sun goes 180 degrees across the Milky Way to the Heel Stone at Stonehenge, England.

We are (all) in this Financial toilet bowl together, so hold on and wait for big flush, market failure: enjoy.

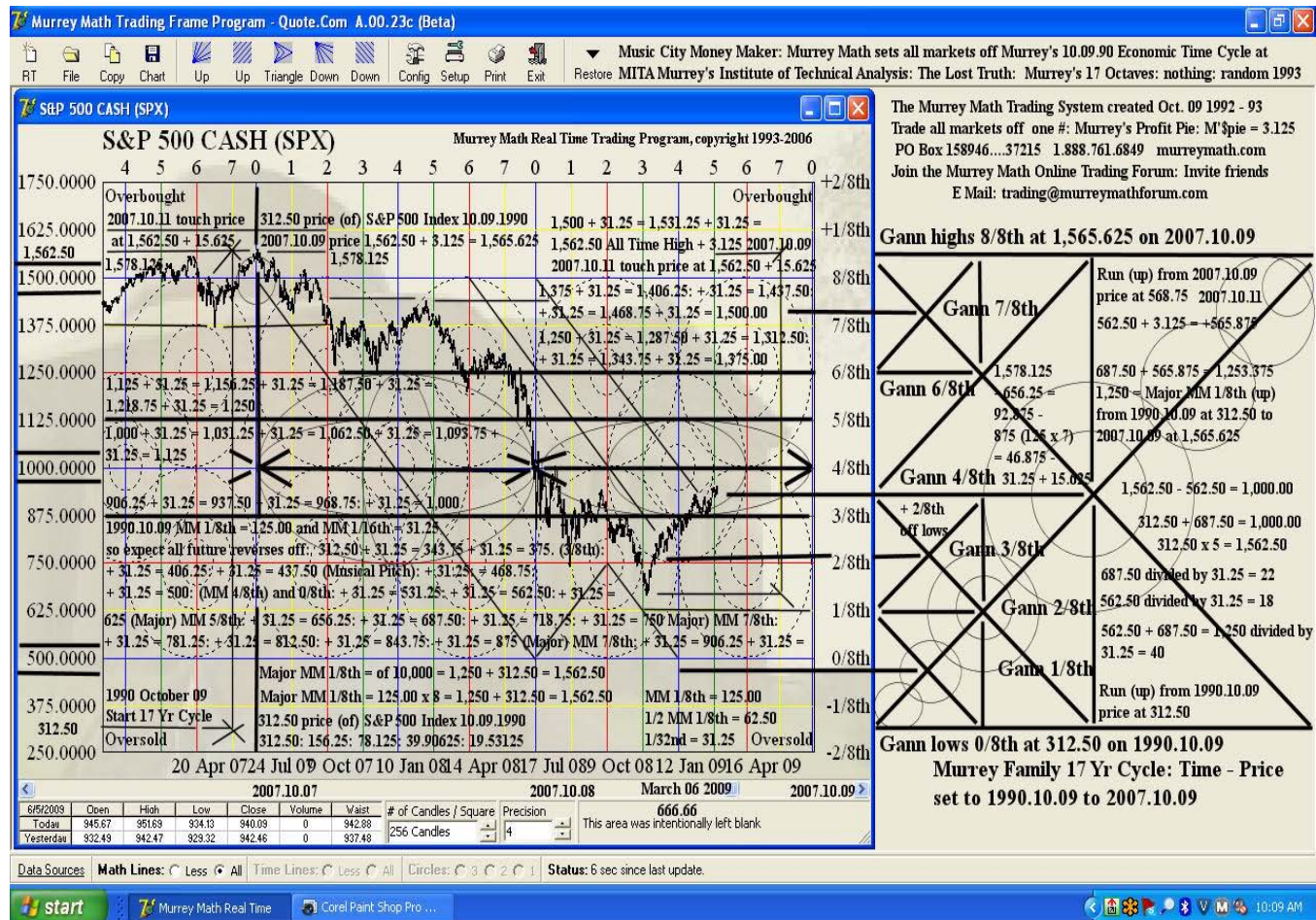
Thomas (double doubting) Henning Murrey set out in Nashville, Tennessee

10.09.1992 to 10.09.1993 to ask 125 different genius Money Managers, stock brokers, Hedge Fund Managers, MBA Business School

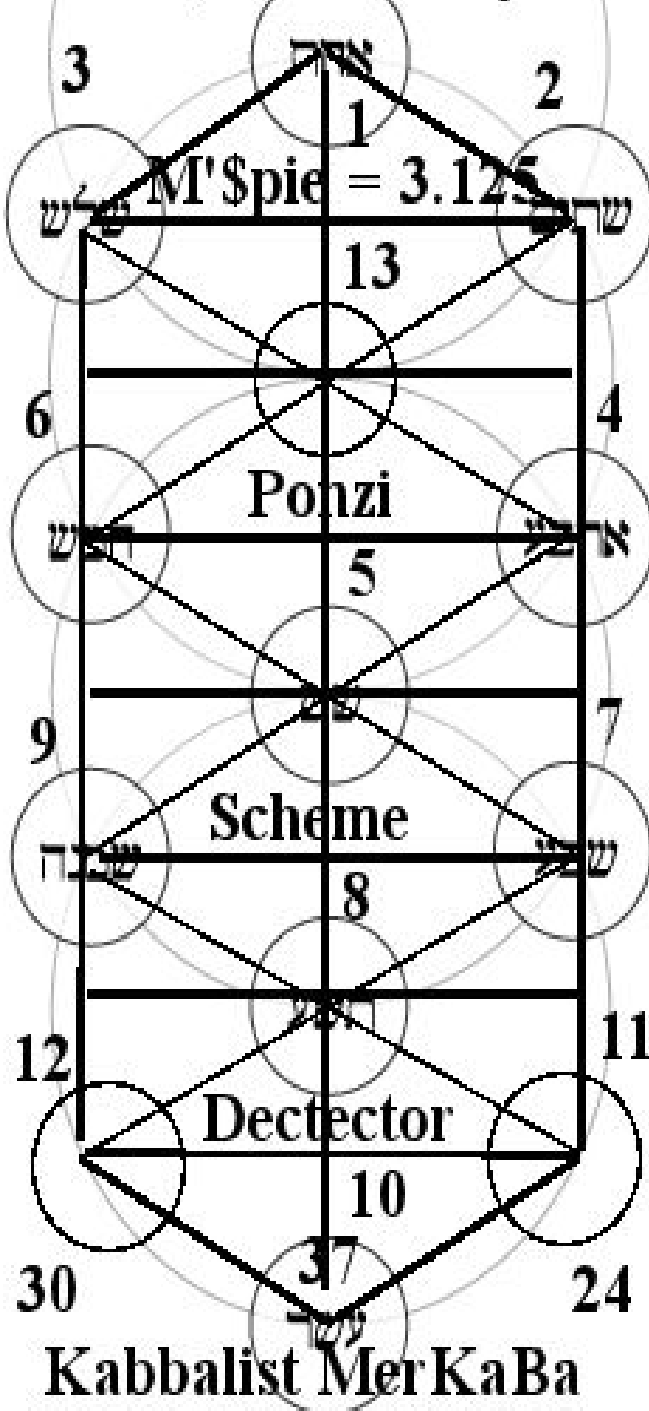
MBA Professors and local rich "know it alls" if the markets are random or exact? They laughed and said: "All markets are random so who cares, you just stay in the market till you need your money, honey."

Murrey went (back) to 1,875 BC and found math formulas which were used to construct the Pyramids at Giza and remembered his grandfather of 1854 had gone to Egypt after the Civil War to study math and its hidden values tucked inside the Scriptures, so the Gnostic Jews (3,125) would not be killed: sorry.

**1<sup>st</sup> Tool:** Murrey used to find out how to "figure out" if everything in our World is Random: 13 Circles to Wisdom or 13 Paths of Gra or The Sefirot: Kabbalah: Kabbalist:



# Convert Hebrew Tree of Knowledge to MM Quantum Physics



Sephira: Gematria: Yod (10): He (5).

Torah: reveals 4 levels of Understanding for Logical Actions and 5<sup>th</sup> (hidden) Level for Math and Money\*

**\*5<sup>th</sup> Level (reveals) (revealed only to Genius Math Lovers)** how to make money off 12 Musical Scale Tones (reduced) to (7) sounds inside Octave: which Murrey discovered 10.09.1992-10.09.1993 by extracting the 12 "tones" of Music Harmony of the Mother as she sings to her baby and wrapped (into) the 613 (365 + 248) Mitsut: = bones + veins which were nailed on the Cross the day Jesus was crucified at Golgotha who knows: who cares? Was Bernie a little "short" on Math on the 5<sup>th</sup> level?

365 = Don'ts for Jews & 248 Rules of Logic for Jews = 613 Rules (nailed on Cross) for Judah House

**613 + 12 (musical notes) = 625 = 5/8<sup>th</sup> = .625 or 62.5% of Murrey's Master Square: 1,000 from Solomon's Lily Pod: 625 = Sacred Number to figure the New Jerusalem\***

625 + 375 = 1,000: 100: 10: Keter: 'Hokhama: Binah: Da' at: Hesed: Gevurah: Tiferet: Netsa'h: Hod: Yesod: Malkhut: + two others (secret) to revealed at my death (like) Gann refused to do: sorry.

**Numerologist: Torah Cards (from Atlantis):** Your name is set in Stone (stoned) ahead of Time

**Coincidence:** makes more multi millionaires than MIT Geniuses who love Math (BS: MA: PHD)

Lord means Master means CEO means Governor means President means head of Household

Greek and Hebrew words were set as degrees off circle: Female Egg after Ovulation at 14.0625 Yrs

**Lord Jesus Christ: Translates to:**  
**3,168 Hebrew Numbers:**  $3 + 1 + 6 + 8$   
 $= 4 + 14 = 18 = 9$  Numbers

$3 \times 1 = 3 \times 6 = 18 \times 8 = 144 = 144,000$   
to go to New Jerusalem:  $12 \times 12$  (Squared)  
 $4 \times 3$  by  $3 \times 4$

$12 \times 12 = 144 \times 2 = 288$  (exact) number  
of broken vessels when Light of Truth came  
to Adam and Eve

**31,680 feet Perimeter of New Jerusalem:** 31,680 miles perimeter of Earth: 31,680 Rods: Radius of the Earth: 3,168 Perimeter of Moon: 316,800 Diameter of the Sun: 316,800 feet at Sarsen Circle: Stonehenge: 316,800 Cities of Refuge: you tell me more of these which mean nothing: sure.

**5<sup>th</sup> Level of Torah: Profits from the Prophets: set to (5) He:** Master of the Fives: 5 will (reveal) all Numbers: Torah set (one): Book of (5) Books to: Numbers, so Religious exotics will hate Numerologists: Harmonic Logical Math: Murrey Math. Genesis has 50 chapters, why? Male = 3 and Female = 2 = 5

Chart: # 01.....13 Paths to Wisdom (hidden) in numbers expressed as letters then words..... Chart: # 02.....Dow 30 Index (lows) 1990.10.09 so we may project (future) highs to 2000 and 2007..... Chart: # 03.....Dow 30 Index: Long Term: 17 Yr Cycle: 1990.10.09 to 2007.10.09 to 03.06.2009 ..... Chart: # 04: ....S&P 500 Index: Long Term: 17 Yr Cycle: 1990.10.09 to 2007.10.09 to 03.06.2009... Chart: # 05: ...S&P 100 Index: Long Term: 17 Yr Cycle: 1990.10.09 to 2007.10.09 to 03.06.2009..... Chart: # 06: 2007.10.09 to 2009.03.06.....Price at 14,217.75 on 10.11 and 03.06 at 6,718.75 = - 7,500

**US Dollar Index** from October 09 1999 at 96.875 up to 121.875 in 2000

went up + 25 points and hit its all time highs and fell – 75.00 points (- 6/8ths) last year and reversed up fast, just as Dow 30 Index did. It reversed up down at **71.875** and the Dow 30 Index reversed up down at **7,187.50** on 2002.10.09.

**IBM fell from 121.875 to 71.875** a few years ago: go back and find it your (own bad) self.

**PHD: Thesis:** All markets Random on reverses: No markets random on Reverses: Answer: No and Yes

Wall Street does (not) want you to know all (future) market reverses are preset by T. Henning Murrey: Nashville Tennessee, since 10.09.1992 (1942 to 1992 = 50: 5) when he published his book and started renting and selling his software program and offered The Murrey Math Online Trading Community, whereby anyone (even those who are dumb or hate Murrey Math) may pay to receive (exact) future reverses for markets.

**Join us:** contact us at:  
[trading@murreymathforum.com....](mailto:trading@murreymathforum.com)  
[www.murreymathforum.com\\*](http://www.murreymathforum.com)

We, Master Level MM Traders make daily: weekly predictions for all traded markets ending (price) with a (5) or a (0), so any market may be predicted (exactly) off a musical scale pitch: 437.50 cycles per sec.\*

**T. Henning Murrey: 1992 - 93** listened, but didn't go along with the notion, **all markets are random** in their reverses and since they are random we may insert the **Golden Mean:** .618% and .382% and expect = (in the future) all random markets to revert (back) into exact formulas of higher or lower expectations off no more logic or deductions than "panic selling" and exuberant buying markets



(already) too high.

Murrey went (back) and remembered the **625 Numbers** and **375 void thoughts to = 1,000**: 100: 10 and deducted everything you think: hear: imagine: speak is a musical pitch set to squares: off base Ten: 100: 1,000: 10,000: 100,000 or 1,000,000 which will predict (exactly) every future reverse of any market when the numbers end in (zero) or (five) which is the same as the 12 Houses of Levi prepared for War: soldiers.

**Golden Mean: = Let your Golden Years (retirement monies) fall – 50% but don't be mean and ask why (not)? Or why (not) exit with + 100% or + 375% as in 2002 and 1993?**

**George Bush got US stock market up + 100% from 10.09.2002 to 10.09.2007: who cares? And Bill Clinton got the US stock market up + 375% from 1993 to 2000: Who cares? Never take profits.**

**No expert (making up the rich) investing community will admit the markets are (not) random.** They lose (now after 10.09.2007) all credibility with the normal "worker" and rich retired Americans who are forced to accept all markets are random and no one has "figured out" how to predict future price reverses off any logical strategy. This is a joke 100% since Murrey proved: 1992 – 93 no random market reverses.

Put your random investing money where your mouth is: **prove all markets random: start now: go.**

437.50 cycles per sec\*

Noah was voted the world's most laughed at (Fool) by building an arc and entering (it) on the 17<sup>th</sup> Day of the 2<sup>nd</sup> month and exiting it on the 17<sup>th</sup> Day of the

7<sup>th</sup> month, just as the Jews left Egypt on the 17<sup>th</sup> day Of Nison as the Sun shone down on the Pyramid at Giza at its vertical, just as Noah begot Cain and Cain begot Jubal: who set all musical pitch scale to ten times the Earth's Harmonic Pitch: 43.75 cycles per second (near) 1875 B.C. Revelations states: All Religion ends on the 17<sup>th</sup> Day of the 2<sup>nd</sup> month?

**Everything on any measurable scale** will have to be set to music pitch of Light: Music of the Earth: or Speed of Light or heat of colors of the Rainbow: 43.75: 437.50: 4,375: 43,750: or 437,500.

Day Break: 6,250 and Dark of Night = 4,375 = Difference 187.50 = 3.125 by 187.50 = 60: 6: 600

Gann on page 68 (in his book) declared: He loved 18.75% as his favorite Natural Percentage

10.09.2202 lows at 7,187.50 (312.50 from 7,500) US stock market moved up + 1,875 points (exact) to 9,062.50 double Top Murrey predicted on 10.07.2002 at his Birthday Party 10.07.2002.

10.10.2008 the US stock market reversed up + 1,875 points in (only) three days and fell lower.

Sept. 11 2001 US stock market (near) 9,687.50 and it fell to 8,125 lows – 3,750 from all time highs up at 11,875 (near) actual 11,718.75 and Sept. 20 2001 it went up + 1,875 points from attack.

Nov. 04 2008 US stock market at 9,687.50 and fell to 6,562.50 (intraday) to 6,666.66 March 06 2009.

March 06 2009 US stock market at 6,666.66 and at same time S&P 500 Index at 666.66 (intraday).

Jan. 20 2009 the Dow 30 Index lows reversed off 7,500 and S&P 500 reversed off 750.00.

Ratio: 10:1 for Dow 30 Index to S&P 500 Index: S&P 100 Index Ratio: 1:2 and 1:20 (exact)

1990.10.09 (last) up cycle of US Economy set to Murrey Family Time – Price Cycle at 2,500 and two days (later) on 10.11.1990 price at 2,343.75 so we predict (exact) future highs by sung the 5's and 6's and see  $2,343.7 \times 5 = 11,718.75$  and it was the (exact) all time highs on 01.14.2000 and  $2,343.75 \times 6 = 14,062.50$  and it was the (exact) opening high on 10.09.2007 on the last closing high from (last) 17 years.

**Murrey Family 17 Yr. Cycle of USA Economy from MM Time and MM Price: 43.75 by 3.125 – 14**

14 (2: 4: 8)  $\times 5 = 70$  Families started (what – which) Religion?

**Murrey Family Time:** \*USA Economy is set to: Murrey Family 17 Cycle starting: 1854 October 09) forward (every) 17: 1854: 1871: 1888: 1905: 1922: 1939: 1956: 1973: 1990: 2007 (end) on October 09: 100% True: 1854.10.09 to 2007.10.09 = 153 Fish Yrs (forward)

Murrey "discovered:" 1 thru 17 added up = 153 (1 + 2 + 3 + 4 + 5 + 6 + 7 + 8 + 9 + 10 + 11 + 12 + 13 + 14 + 15 + 16 + 17) = 153 "fish" years USA Economic Time Price Cycle (oldest) 17 on bone 43,750 BC

1990.10.09 the USA stock market entered its (last) up Economic Time Cycle off the S&P 100 Index at 143.75 (intraday) and closed at 156.25. The Hertz resonation of the Mother Earth sounds at 43.75 roentgens per 24 Hours, so all the (other) parts of this Universe must move at its percentage.

The Theory "all things move across our Universe, starting 1<sup>st</sup> as a sound wave, ripple or explosion.

$43.75 = 3.125$  divided (into) equally 14 times.  $14 \times 5 = 70 = \text{Earth}$ .

1990.10.09 the S&P 100 Index was traded at 143.75 (intraday) and ended the day at 156.25. It had been moving at  $3.125 \times 46 = 143.75$  and ended the day at  $3.125 \times 50$ : Jubilee Spread.

**Proof:** There are (no) random market reverses (when you use) off: 3.125: 31.25: 312.50: 31,250: 312,500

143.75 price of S&P 100 Index on 1990.10.09 (intraday) shows us this market is above 125, which is MM Major  $1/8^{\text{th}}$  between zero and 1,000: Murrey's Master Square: 1,000. So we deduct Murrey Math  $4/8^{\text{th}}$  to be 125: next 250: then 500 as price moves up to the right toward 1,000.

**Starting Point: 1990.10.09 price at 143.75** so we know this market will run up in increments of: 3.125: 6.25: 12.50: 25.00: 50: 100: 250: 500: 1,000. We also know this market will want to run up: 500: 600: 700: 800: 900: 1,000. We also know ahead of time and price to expect any market to know to divide any (future) up run into (8) equal parts off its starting point (price) lows: 143.75 then.

**All markets want to move up:** + 125: 250: 375 ( $3/8^{\text{th}}$ ): 500: 625 ( $5/8^{\text{th}}$ ) Fibonacci Spread, so from anywhere you start you expect any market to stall out off highs known set to Major MM Trading Lines inside its "current" largest Murrey Math Master Square (in this case) we moved up from 100 to 1,000.

**143.75 + 700 = 843.75:** so  $1/8^{\text{th}}$  of 700 = 87.50 and  $1/16^{\text{th}} = 43.75$ . So, you know years ahead of price and time your market would want to stop at  $437.50 \times 2 = 875$ , but our lows started down at 143.75 on 1990.10.09 on the (last) up US



Economic Murrey Family Time Price Cycle.

MM 0/8<sup>th</sup> at 143.75 and MM 8/8<sup>th</sup> at 843.75, so MM 1/8<sup>th</sup> = 87.50 and MM 1/16<sup>th</sup> = 43.75 music pitch. So we know every (higher or lower) future move will know (within 3.125) points: **0/8<sup>th</sup> MM 143.75** + 43.75 = 187.50: + 87.50 = 231.25 **1/8<sup>th</sup>: 231.25** + 43.75 = 275.00: + 87.50 = 318.75: at MM 2/8<sup>th</sup>: 318.75 + 43.75 = 362.50: + 87.50 = **3/8<sup>th</sup> at 406.25**: + 43.75 = 450: + 87.50 = **MM 4/8<sup>th</sup> at 493.75**: + 43.75 = 537.50: + 87.50 = **581.25 at MM 5/8<sup>th</sup>**: 581.25 + 43.75 = 625 (Major MM 5/8<sup>th</sup>): + 87.50 = **668.75 at MM 6/8<sup>th</sup>**: + 43.75 = 712.50: + 87.50 = **756.25 at MM 7/8<sup>th</sup>**: + 43.75 = 800: + 87.50 = **MM 8/8 843.75**.

**500 = Major MM 4/8th between MM 0/8<sup>th</sup> at 250.00 to MM 8/8<sup>th</sup> at 750**: - 1/8<sup>th</sup> at 187.50 and MM - 2/8<sup>th</sup> at 125: so MM + 1/8<sup>th</sup> at 812.50 and MM + 2/8<sup>th</sup> at 875.00: MM 1/8<sup>th</sup> at 62.50 and MM 1/16<sup>th</sup> = 31.25 points inside Murrey's Master Square: 1,000.

**1990.10.09 S&P 100 Index price at end of the day was at 156.25 (343.75) from 500: which equals 7 x 7 x 7 or 343.75 from 500 or 312.50 or (156.25 x 2) + 31.25 points: 11 x 31.25 = 343.75.**

**2000.03.24 S&P 100 Index price up at all time highs 843.75: - 500 = 343.75: 11 x 31.25 = 343.75.**

Lows at 156.25 on 1990.10.09 + 343.75 + 343.75 = 687.50 = 843.75: + 687.50 = + 5/8<sup>th</sup> (625) + 62.50 = 22 x 31.25 = 687.50: 22 Letters Hebrew set to 3.125 degrees off 360 degrees (circle).

22 Letters of Hebrew may be derived from 13 Paths of Gra: Tree of Life: 22 x 3.125 = and 31.25 x 22 = 687.50 which was the (exact) spread from 1990.10.09

to March 24 2000 all time highs.

**Numbers and Numerology are 100% Fraud and created by the 666 Devil.**

**Dow 30 Index: 1990.10.09 start of (last) up US Economic Time Price Murrey Family Cycle**

2,500 on 1990.10.09 and on 1990.10.11 price at 2,343.75 x 5 = 11,1718.50 and x 6 = 14,062.50 and All Time Highs on 01.14.2000 Dow 30 Index at 11,718.75 and x 6 = 14,062.50.

**2007.10.09 close for Dow 30 Index at 14,166.25 and MM Major 1/8<sup>th</sup> = 1,250 x 6 = 7,500 and Murrey coaches all students to expect reverse up at 93.75% when any market is down - 6/8<sup>th</sup> on any price scale over extended MM Time, which means a reversal from 14,166.25 - 7,500 = 6,666 03.06.2009.**

**All major US Universities MBA Schools of Business** through the Board of Directors accept the monies from their alumni and **they tell them they don't know all markets may be random or (not)** so "just go with the flow" and loose hundreds of millions of dollars from 2007.10.09 to March 06 2009 with no more reason to back up the same reason the US stock market crashed (- 7,500) (from 10.09.2007 to March 06.2009) points than the crash was random, so don't worry the markets will come back (up) even, when they know the S&P 100 Cash Index went up from 156.25 on 10.09.1990 to 843.75 on March 24 2000 and down to 317.375 on March 06 2009. What high IQ human wants to (just) come out even over and over?

The top ten US stocks + the next 90 largest US stocks are a combined index

called the S&P 100 Cash Index and it is down from 843.75 March 24 2000 to March 06 2009 to 317.75 down – 3.125%.\*

\*What business is expected to lose – 265% over the past (nine) years just to get (back) even plus eight years forward when you need the money at retirement, when we “lived thru” President Bill Clinton moving the Dow 30 Index up + 375% in (7) years and President George Bush moved the Dow 30 Index and S&P 500 Index up + 100% from 2002.10.09 to 2007.10.09: 5 Yr. Plan Cycle?

**The Murrey Family 17 Yr. USA Economy Time Price Cycle:** (called) predicted both highs (exact)

Proof: There are (no) random market reverses (when you use) off: 3.125: 31.25: 312.50: 31,250: 312,500

The S&P 500 Index at 10.09.1990 (312.50) reversed up off (exactly) Double S&P 100 Index price 156.25 on 10.09.1990: lows on last (up) 17 Yr. Murrey Family Investing \*attitude) Cycle.

**The S&P 500 Index was trading at 312.50** or twice the S&P 100 Index on 1990.10.09 and it was trading 1:8 for the Dow 30 Index which was trading at 2,500 on 1990.10.09.

312.50 price for the S&P 500 Index set it inside Murrey's Master Square: 1,000, so we expected the largest (5) to be: 500 then double up to 1,000, if and when price closed 500 minus (-)  $312.50 = 187.50$  above 500 +  $187.50 = 687.50$  then we would move up our “current” largest MM  $4/8^{\text{th}}$  Trading Line from 500 to 1,000 and we would expect 500 to be MM  $0/8^{\text{th}}$  and Mm  $8/8^{\text{th}}$  at 1,500.00.

1990.10.09 with S&P 500 Index at 312.50 were also 625 + 62.50 from MM  $4/8^{\text{th}}$  at 1,000 of  $312.50 \times 22$  Letters :

Notes, so (on) 1990.10.09 we could deduct we would expect a stall up + 687.50 above 1,000 = 1,687.50 Maximum) the 1<sup>st</sup> time up (near) it. All Time Highs were 1,562.50 (open) on 2007.10.09 and all time closing price was  $1,565.625 = 1,562.50 + 3.125$  by calculating  $312.50 \times 5$  on 1990.10.09. The next two days the on 10.11.2007 we saw it “touch” reverse lower at 1,578.125.

2007.10.09 (opening) price at 1,562.50 from 1,000 = + 562.50 added to – 687.50 = 1,250 points or (exactly)  $125 \times 8$  ( $8/8^{\text{th}}$ ) = 1,250 or  $1/8^{\text{th}}$  of Murrey's Master Square: 1,000. How hard is this to see?

\$62,500 per year tuition the 312 major US MBA Business School Programs force you to pay and (not) one of them, except Vanderbilt University's Owen Graduate School of Business' MBA Professor Bob Whaley and his VIX Index can tell you when the US stock market will reverse long term or intraday set to Murrey Math Lines since 1993. Only (1) US University will (ever) mention technical analysis. Who?

**All literature produced by USA newspapers and Financial TV Show Experts will tell you no one can predict any future highs or lows off any math formula, so just “relax up” and accept losses.**

Every USA University MBA Business School Professor who espouses the Long Term Buy and Hold Investing Strategy has “netted” losses from the all time highs of March 24 2000 at 843.75 when they refused to tell “workers” and alumni to take profits of + 540% profits over the past ten years. Are they (still) “too busy” to stop and research Murrey's MBA Thesis: **There are (no) random market reverses.**

**17 is Murrey's Harmonic Octaves: (key) Number to know exact (future)**



**reverses of all markets.\***

**Tree of Life+ Knowledge = Square Root of (Truth) seen in Numbers: Fractions: Ratios: Fractals**

**Gnostic Star Essen's' Observatory on Mt. Carmel:** was handed down from Stonehenge, England of the math from **Wales**, the key to math formulas in our Universe for (only) 26,000 years by accepting, remembering and passing on to all high IQ Nazarene Jews the (only) "seen" **Square Root: 12.368.**

**Wales: 3,125 BC Astrological Math Geniuses** went to Stonehenge, England and set Blue Stones off "Sarsen Circle" at 31,680 feet and set Heel Stone: Summer solstice: June 22 year 3,125 BC as Druid Holy Rollers. How can USA citizens (not) know why we set our clocks to 24 hours per day and Wales Math Geniuses "figured out" the (exact) future date of the Sun Set for 26,000 years in a row?

153 Fish appeared the 3<sup>rd</sup> Time at the Sea of Tiberius: red it and weep

Do you believe Jesus arose from (with or by) the Great (ful) Dead or the crowd as more impressed 153 fish fed 4,000 or the 5 loafs of bread fed the 4,000? Most were there for the "hand out" food stamps not how to fish or catch a fish or how to multiply (5) 17 times. Lord Jesus Christ = Jew = Number 3,168

Jesus was starting a Ponzi Scheme against the Jews, or he was offering the Jews a (last) chance to follow Solomon's 50 Year: Jubilee Rule where rich Jews gave back ½ their wealth to 3<sup>rd</sup> generation Poor Jews whose father's were "too brain washed" to be poor they lost everything, especially ambition.

Hebrew Gematria (math off the circle 360 degrees) 70 = The Secret = Wine (of

the round grape)

70 AD Jerusalem = Greed = Solomon's Temple (stored) 60 Billion Dollars (of) Gold and Jewels and (next) 10,000 Roman soldiers broke the bank and took it and 20,000 Jews to Rome as slaves to finish the Coliseum; then fed the Jews to the Lions.

**One Man Breaks the Bank:** Bernie Madoff from Babylon, NYC (with the cash) at 62.50 Billion Dollars on 17<sup>th</sup> floor of Lipstick Building (owned) by Israel government near 34<sup>th</sup> floor.

17 Harmonic 3.125: 31.25: 312.50: 3,125: 31,250

Is the US stock market Harmonic in its moves up or down off 17 "anything?"

If the 200,000 Jews left Egypt 1,500 (1,446) BC on the 17<sup>th</sup> day of Nison, walking five (5) miles per day, could anyone see any math Logic to how to predict the highs of the S&P 100 Index (back) at 10.09.1990 (intraday) at price: 143.75? Noah went into and out of the Arc on the 17<sup>th</sup> Day: why?

**The Book of Creation:** dissolves the Mysteries of Life on (this Earth) to Math Formulas\*

**Gematria: Numerology** dissolves the Mysteries of Price and Profits into: Fractions: Ratios: Fractals\*

The Murrey Math Trading System: 1992-93 reveals The Lost Truth: Murrey's 17 Harmonic Octaves: The Lost Sound: MBA: .00152587890625

1990 (October 09) Start (last) up cycle of US Economy set to The Murrey Family Time (17) Price 3.125

So, we remember 1990.10.09 the (intraday) price of the S&P 100 index was  $100 + 437.50 = 143.75$ . 143.75 lows up to 843.75 on March 24 2000 = spread:

7: 70: 700 (right) and  $43.75 \times 16 = 700$ , so 1) 43.75 Hertz per 24 Hours = Earth's Harmonic Sound: and Binary Double: 1) 43.75: 2) 87.50: 3) 175: 4) 350: 5) 700 and 2007 (October 09) the highs at 730.625 and 2007.10.11 highs at 734.75 and we know it by multiplying  $43.75 \times 17 = 734.75$ , luck?

843.75 All Time Highs March 24 2000 and highs 10.09.2007 at 730.625 and 2007.10.11 at 734.75 so difference was: 843.75 minus (-) 730.625 = 113.125 and 843.75 minus (-) 734.75 = 109 difference.

Chinese love 700: Kuan Yin = Mother Earth

**Jubilee Number: 50:** 500 so 500 divided 16 times (into) = 31.25: ( $3.125 \times 10$ ) = 31.25

$31.25 \times 22$  (Hebrew Letters) = 687.50: and 1990.10.09 price at 156.25 up to All Time Highs on March 24 2000 at 843.75 = difference 687.50 or  $31.25 \times 22$ : luck?

**October 09 1990 S&P 100 Index at 156.25 and March 06 2009 price at 312.50 – 156.25 + 156.25**

**Proof:** Dow 30 Index: Date: 08.11.2008: Chart # 01 (A) Price at 13,125 on MM +  $1/8^{\text{th}}$  yellow Key C

**Proof:** S&P 500 Index: Date: 08.11.2008: Chart # 02 (A) Price at 1,312.5 on MM +  $1/8^{\text{th}}$  yellow Key C

**Proof:** S&P 100 Index: Date: 08.11.2008: Chart # 03 (A) Price at 656.25 on MM +  $1/8^{\text{th}}$  yellow Key C

**Ratio: Dow 30 13,125 to S&P 500 at 1,312.50 = 10:1 and 656.25 = 1:2 and 20:1**

**$656.25 (1/8 = 31.25) \times 2 = 1,312.50$   
 $(1/8 = 62.50) \times 10 = 13,125 (1/8^{\text{th}} = 625)$**

**Murrey's Profit Pie: M'\$pie = 3.125** discovered by t. Henning Murrey

10.09.1992 to 1993

MM Price: set to: M'\$pie = 3.125 and MM Time: set to 10.09.2007 (every: 4:8: 16: 32:64: 128: 256)

Dow 30 Index: (A) 08.11.2008 price at 13,125: \* S&P 500 Cash Index: (A) 08.11.2008 price at 1,312.50: \* S&P 100 Index: (A) 11.08.2008 price at 656.25\*

**\*Dow 30 Index:** MM 0/8<sup>th</sup> at 7,500 and MM 8/8<sup>th</sup> at 12,500: MM 1/8<sup>th</sup> = 625: Ratio: 2:1:20

**\*S&P 500 Index:** MM 0/8<sup>th</sup> at 750.00 and MM 8/8<sup>th</sup> at 1,250: MM 1/8<sup>th</sup> = 62.5: Ratio: 1:10:2

**\*S&P 100 Index:** MM 0/8<sup>th</sup> at 375.00 and MM 8/8<sup>th</sup> at 625.00: MM 1/8<sup>th</sup> = 31.25: 20:1:2

**"Current" High Price Time USA Economic Cycle: 08.11.2008 and "current" lows 03.06.2009**

Please look at (3) major USA markets: 1) Dow 30 Index: MM 0/8<sup>th</sup> at 7,500 and MM 8/8<sup>th</sup> at 12,500: 2) S&P 500 Index: MM 0/8<sup>th</sup> at 750 and MM 8/8<sup>th</sup> at 1,250: and 3) S&P 100 Index: MM 0/8<sup>th</sup> at 375 and

MM 8/8<sup>th</sup> at 625.00. If you have a 5<sup>th</sup> grade education and an IQ of 64 points, you will see these three markets are reversing off the same number: M'\$pie = 3.125 as Dow 30 Index MM 4/8<sup>th</sup> at 10,000 = 3200: S&P 500 Index MM 4/8<sup>th</sup> at 1,000 = 320: and S&P 100 Index MM 4/8<sup>th</sup> at 500 = 160, so how do MBA Business School Professor's imagine all markets to be random reverses off random highs or lows?

All Time Highs (ending) Murrey Family 17 Yr. Economic Time and Price Cycle: 10.09.2007 and the next lower support of the US stock market was on 10.09.2008 and **10.10.2008** when we saw the three major US markets reverse up: Dow 30 Index (3 days) + 1,875 points (actual) +



1,912 points: S&P 500 Index up (3 days) + 187.50 points (actual) + 205 points: and lastly S&P 100 Index went up (3 days) 93.75 points: + 97.75 points (actual), so how many Money Managers know we had this large move up in (3) days?

11.04.2008 US Election: President Obama wins: Dow 30 Index at 9,687.50 and Murrey remembered Sept. 10 – 11 2001 when the Dow 30 Index was at 9,687.50 when he had classes in Brentwood, Tn.

11.20.2008 the Dow 30 Index was priced down at 7,500 and the S&P 500 Index was priced at 750. You tell me how two different markets with 30 stocks and 500 stocks can (both) reverse the same day at the same price off the same MM 0/8<sup>th</sup> and Mm 8/8<sup>th</sup> and the same MM 1/8<sup>th</sup>? It ain't random no more.

March 06 2009 lows for Dow 30 Index down at MM 1/8<sup>th</sup> at 6,562.50 (actual intraday action) 6,666.66 and S&P 500 index down at MM 1/8<sup>th</sup> at 656.25 (actual intraday action) 666.66 and S&P 100 Index lows down at MM – 2/8<sup>th</sup> at 312.50 (actual intraday action) 317.75. Again these lows ain't no random luck.

### **Last Murrey Family (up) Price Time USA Economic Cycle: 10.09.1990**

1990.10.09 the S&P 100 cash Index was at 156.25 and it went up to 843.75 on March 24 2000.

Who told you to exit with large profits from doing nothing but going to work (daily)?

$156.25 \times 100\% = 312.50 + 156.25 = 468.75 + 156.25 = 625 + 156.25 = 781.25 + 62.50 = 843.75$  which was the exact March 24 2000 highs with no fundamentals (only) Murrey's Doubles, plus his Binary Regression: ½ Note: (62.50) proves all markets are set to Musical Pitch Scale:

437.50 cycles per sec.

**Note of Interest: Contact your local MBA Business School (Professors):** ask them why no one except Bob Whaley and T. Henning Murrey have researched market reverses and finally "figured out" major market reverses. They will deny Murrey and Bob Whaley exist.

**What is the advantage to the MBA Business School Professors** to keep hidden from their students the simple fact that all markets are (not) random when you set them to Murrey Math Trading Lines?

**What is the advantage of the major US brokerage house's brokers** to refuse to tell their clients Bob Whaley and T. Henning Murrey did all the hard work to "figure out" major market reverses?

**How many times does it take** for the "workers" and rich investors to lose 50% of their profits again, again and again before they finally search for a logical way to predict future reverses other than Buy and Hold? "Old School" Buy and Hold Investing is 100% a failure for 93.75% of all workers since 1929?

**Buy and Hold Long Term Investing Strategy** saw the US stock market top out October 1929 and it took till: 1932: 1942: 1952 then till 1954 for the Dow 30 Index to make a double top (382) from 1929.

1929 to 1954 **Buy and Hold Long Term Moron City University Investing Cycle** to get (even) proved (only) three women are alive who invested using Buy and Hold and they are still mad at their expert brokers who told them to wait and relax up and you will come out even (before) you die.

**This is trading system is 100% original Pure Murrey Math Logic**, where

all price, is set to reverses inside each of five (5) different of Murrey's Master Squares seen by the citizens of Atlantis 3,125 BC just before the Volcano sent them to Paradise or their (own) Buy and Hold Hello.

Experts on market direction and fundamentals will laugh out loud, when they hear about or find out Murrey has been projecting future reverses off (only) (1) number: 3.125. 96.875% of all MBA Business School Graduates don't comprehend what an octave is or how to predict future reverses off any percentage: ratio: or Fractal. 96.875% of all MBA Graduates cannot read a stock chart. 96.875% of all Money Managers don't use technical analysis or read stock charts. They just read fundamentals from liar groups who make up good news on markets to spout (out) daily to "workers."

Bob Whaley: MBA Professor at Vanderbilt University's Owen School of Business, in 1993 at Duke University's Fuqua School of Business created the VIX Index and proved all future market reversals may predict (100% accurately), when you set the VIX Index (inside) Murrey's Trading System. Are you afraid to find out? CNBC TV mentions the VIX Index 50 times a week and no one knows Bob: why?

**1993 T. Henning Murrey created The Murrey Math Trading System** by seeing all markets reversing inside (8 minimum) Harmonic octaves inside one of 5 of Murrey's Master Squares with no regard to Fundamentals, gossip or conversation by TV Experts on major (liberal) TV and Radio Shows in USA.\*

**WRNO: Radio New Orleans, LA** (every) Saturday or Sunday: check the web site or call the radio station

Murrey Math Student: Master Level Trader # 15: Lynn (Francis) Newton has been on the radio: (call letters) WRNO Radio, New Orleans on the **Jerry V Show** who is also the radio announcer for the New Orleans Hornet Pro NBA Basketball team, has predicted the (exact) lows and highs of the Dow 30 Index "live" on this radio station for 6 months in a row, on the weekend two days ahead of the next week's trading action, as witnessed by millions of radio "listeners" who wait each weekend for Francis' future projections of the US Economy and US stock market set inside Murrey's 17 Harmonic Octaves: set by T. Henning Murrey from 10.09.1992 to 10.09.1993 in Nashville, Tennessee by himself.

You may check out her predictions by going to [www.wrno.com](http://www.wrno.com) and finding her **pod cast** recordings.

**There are (only) five different harmonic octaves any US market may travel (into) or out of**, up or down, so every (exact) price is known years in advance before they rise and fall down into each of (only) (8) different octaves which may be learned by any 5<sup>th</sup> grade school girl in 32 minutes. Adult Buy and Hold investors can't learn them, nor will they tell you about them, till the market goes to zero.

**Socrates mentioned the Citizens of Atlantis "figured out" the Five: (5th dimension) Harmonic Squares set to Base Ten.** The Musical Fifths encompasses the Square of Five. Hermopolis, Egypt always gave the prize of Master of the fives to the math genius who could repeat the move from one dimension to the next set to musical scale. 1954: Communists brought Buy and Hold to major US

university campuses.

**T. Henning Murrey solved the puzzle: (by himself):** figured it out and solved the problem by presenting the Lost Truth: The Lost Sound:  $63/64^{\text{th}} = 1/156^{\text{th}}$  of 10,000. You may accept it, too.

312 MBA Business Schools x 500 students = 15,600 yearly brain washed high IQ geniuses who are forced to accept "random guess" investing, since their professors tell them not to contact Bob Whaley or T. Henning Murrey to find out "what's up." Are the universities doing research for Logic Investing?

**Murrey discovered The Lost Truth; discovered in 1993; The Lost Sound  $63/64^{\text{th}}$  Vibration** set by Jubal 1,875 BC in the Sinai Peninsula and recorded on the oldest found clay tablet scale of Music: set at 437.50 cycles per sec for the Lyre and the Flute without a computer. Flood: Noah: Cain: Jubal Master of Music Scale: 1875 BC.

**Ponzi Scheme "Buster" software program:** The Murrey Math Trading System: 1992 – 93: Nashville

If you are "too busy" to watch your money and ask how your financial planner where they are moving your money, please request our end of day software program and you will "see" the exact highs and lows to expect future market reverses or go to MBA Professor Bob Whaley at VU and he will tell you daily.

The Lost Truth: Murrey's 17 Harmonic Octaves (predicts) all future reverses (for you). Why guess?

1500 (1446) BC Jews left Egypt on 17<sup>th</sup> Day of Nison. 375 years span of Time to exit to Promised Land.

Murrey's Sacred Fractals: .375 and .625: **Rational Sq. Root: .375: 375 x**

**375 = 140,625** (remember).\*

**Murrey's Law of Decimals (to right): 140,625: 14.0625: 14,062.50....2007.10.09 (open) price of Dow 30 Index at 14,062.50: luck? Please go back to 1990.10.11 when price of the Dow 30 Index was at 2,343.75 and we multiply this number by (6) and arrive at: 14,062.50: luck?**

**What about starting at 1990.10.09 when price of the Dow 30 Index was at 2,500? So we add 10,000 ( $1,250 \times 8$ ) = 10,000 where a major MM  $1/8^{\text{th}}$  inside Murrey's master Square = 1,250; so we add  $2,500 + 10,000 = 12,500$ . Now we know all markets after they run up any amount will want to move up the 1<sup>st</sup> time + 12.50% so **12.50% of 12,500 = 1,562.50, so we add 1,562.50 to 12,500 = 14,062.50.****

6,250 BC East Tennessee: the Cherokee Indians set their "sacred" flute to 437.50 cycles per sec. Jubal set all musical scale harmonic pitch for flute and liar at 437.50 cycles per second: true?

**Investing (gambling)** is set to a standard math rhythm whether you see it or slow down to figure it out.

Buy and Hold Investing and losing – 56.25% is 100% acceptable, form 10.09.2007 to March 06 2009, but gambling in Vegas is a Sin: duh. When does the public ask for their money back from experts

**Murrey's Law of Shut your Mouth:** Look: listen and you will 'see" all markets are (not) random.

**Pythagorean School of Math Logic:** set its 1<sup>st</sup> Premise to Silence (until) spoken to personally: 3.125 yrs.

You can never "figure out" investing since T. Henning Murrey did it for you:



1992.10.09 to 1993.10.09. \*

T. Henning Murrey discovered all markets want to reverse off Murrey's Trading Lines (exactly): **Murrey's Fractal:** M'\$pie = 3.125: Murrey's Sacred Square Root:  $.625 \times .625 = .390625 \times 8 = 3.125$

**Murrey's Lunar (tic) sq. Root:**  $1.25 \times 1.25 = 1.5625$  or the Lost Truth: The Lost Sound:  $1/64^{\text{th}}$ : 1.5625.

**Murrey's Universal Number:**  
**19.53125: 1.953125: .1953125**

312 different MBA universities in the US employ (at least) 50 MBA Professors and (only) two in the USA are capable of predicting future US market reverses with at 5<sup>th</sup> grade formula: 1) MBA Professor Bob Whaley who created the VIX Index and MBA Professor T. Henning Murrey who created The Murrey math Trading System: 1992 to 1993: Murrey's Profit Pie: M'\$pie = 3.125 (not) Pi 3.14.

**Our Universe (God) gave you** the heavens and the Earth after an explosion of (only) 3.125 minutes.

**Radioactivity (decay)** starts to reduce (loose power- decay) from 100 million years down: 100 M Yrs: 50: 25: 12.50: 6.25: **3.125** so on down to zero radiation: fossils. You can't change it or deny it or prove it: it's done. Murrey figured out how to trade off one number and no matter what you try and improve on it, even John Bollinger Bands will (not) beat Murrey's One number: MBA: .00152587890625.\*

Columbus discovered America using 3.125 as a part of his navigational Triangulation to sail (across).\*

**3.125 Million Dollar Bet:** you can't improve on accuracy of the Murrey Math Trading System.\*

\*Free Will fools **(fundamentals = opportunities off luck)** try and improve

## MURREY MATH SUPPLIES

**The MurreyMath Trading Frame** software program will automatically decide for you if a market is Over Bought or Over Sold, and automatically display the Trading Strategy whenever the Daily Price Action

**The MurreyMath Trading Frame Software gives:**

- All Gann Lines (8/8ths)
- All Vertical Time Lines
- All Squares in Time
- Entry Price Points
- Overbought/Oversold
- Set



Circles of Conflict

- Parallel Momentum Lines
- Set Speed Angles (7)
- Set Learning Mode Data
- Present "Best Entry Price"
- Present Daily Volume differential
- Sell 50% of Position Price Points

**Full Software Package \$1000.00**

End-of-Day version includes: One Set of Software, Murrey Math Book, CD Learning Lessons & EMail Updates

**Buy EOD Murrey Math Software \$1000**

**Buy RT Murrey Math Software \$2750**

**Buy 60-Day Trial of Program \$250**

**Buy Murrey Math Trading Book \$78**

**Buy Murrey Math Learning CD \$150**

[www.tradersworld.com](http://www.tradersworld.com)

Call 800-288-4266, or 417-886-5180

on Murrey's Fractal Logic: and charge 3 times more to come to their classes and tell Murrey Math Students they can coach them better than Murrey and lose them more money and they don't feel guilty and don't look back: they blame the Murrey Math Student for being stupid or dumb; they go to the next group of new suckers.

How many of you Murrey Math Students have attended knock off "Murrey Math Boot Camps?"

The past 17 years Murrey has seen 15 different loyal Murrey Math Students "strike out" on their own and try and "piggy back" and try and set up high priced fee based classes pronouncing they can "out coach" Murrey and charge three times more and brag they understand it more in depth than Murrey, and they coach futures and options only to have them confused and larger losers: sorry you left us for them to trade options with students who are (not) ready and they leave "losers" and it takes years to make up for the losses from being shoved into the markets too fast and too unprepared. **Murrey never certifies anyone other than himself as an alternative "coach" to try and figure out Murrey Math: no one can yet.**

As long as investing is set to Base Ten no (next) smarter trader will emerge who can deduct or surmise future market reverses off anything except: Fractals: Ratios: Percentages set against M'\$pie = 3.125.

Murrey doesn't take the time to counter all the "fools" who charge more than Murrey, to provide less (knowledge) or experience at how and why markets reverse, except off Murrey's Math Lines.\*

**1992 T. Henning Murrey asked 100 different Nashville experts on**

**investing** if markets were random or, did they have a set pattern toward or against old highs or old lows? Everyone said: "All markets are random." No Nashville Expert wanted to move forward and step up to research market reverses off preset ratios: percentages: or Fractals with (only) (1) number. Were you born from one cell (egg)?

Murrey (1993) devised **Murrey's Law of Contradiction**: "All market experts declare all market reverses random, then all markets are (not) random: end of story."

Please find any random market where all price always ends with a zero or a five. Sorry you can't produce it, unless you can't add, divide or multiply.

Everything is set to a start and end cycle: it's my job to find it and point it out to you, since you are "too busy" to see the obvious: market Time and Price Cycles for reverses. Murrey sees all markets exact.

Ask your financial experts to point out all (5) price and Time highs and low cycles from 1986 to 2009.

They are required to tell you the exact price and exact day and percentage of each major reverse from 10.09.1987 to March 06.2009. See if they can do it for the Dow Jones: S&P 100 and S&P 500 Indexes.

**You will amazed** you are handing over your money to experts who don't much about market reverses.

They can't tell you what price, date or how much the markets moved up or down the past 17 years.

MBA = Masters of Business: do you expect them to know the USA 17 year business cycle?

**This Pure Fractal\* trading system was created in 1992-93** so experts such as: 1) Money Managers: 2) MBA Professors:

3) sellers of stocks: 4) handlers mutual funds and 5) Hedge Fund Managers) would be able to come to T. Henning Murrey and find out exact future reverses and now they can go out get clients.

Remember the Murrey Family Price Cycle and Economic cycle of the USA from: 1854 Nashville (forward) + 153 fish years to 2007 Oct. 09 back – 153 years to 1701 when The Masons formulated their 1717 Club and opened it 1718 AD in London, England.

\*Fractal: means whatever you want it to mean: relax up: our software knows for you since 1993.

**1701** London, England: Alnwick Lodge: Mason Rules of Order (outlined) and followed.

1701 Free Masonry started  $153 \times 2 = 206$  Yr Economic Time Price Cycle and 206 (forward) = 2007.10.09

**The Murrey Family Time Cycle 17 Yrs: Started in Scotland in 1701 and USA 1854 Nashville:** (153) 1718: 1735: 1752: 1769: 1786: 1803: Murrey Family built Nashville's 1<sup>st</sup> brick house: 1820: Nashville's Andrew Jackson whipped the British at Battle of New Orleans: 1837: Nashville "voted" Athens of the South: **1854: 62.50% of US Bonds in Nashville in the southern states: Starts 153 (2<sup>nd</sup> Murrey Family**

**Cycle): "fish: Yr Cycle:** Nashville: Thomas Porter Murrey: (Ethelbert Murrey: Thomas Porter Murrey: Thomas Porter Murrey: Thomas Henning Murrey): ordained preacher to teach John: 21.5 = (5:12:13) Triangulation: Parallax: 153 "fish" story of how to make money with Five (5) Loafs of Bread (squared 17 times) and 153 Fish's Lunar (tic) Square Root:  $153 = 12.368$  Lunar Cycle (to end) Dec.

29 2011 (2012) AD when Milky Way comes 180 degrees to our Universe.

**John: 21.5** will be fulfilled and voided 2012 AD when 153 "fish" = 12.368 Lunations will add one more (visible Moon) and this Fractal Logic will be completed. Math "haters" will love 2012 Mayan calendar completion from the last random 26,000 years.

**Squaring of the Fives:** T. Henning Murrey "voted in" **Master of the Fives:** 10 – 17 1959 at Centennial Park: at Parthenon: on East steps along 17 columns set 17 feet apart know; prove and share Murrey's MBA: Algorithm: .001525 8789 0625 Binary Progression and Murrey's Binary Regression: 1992-93.

**171 IQ Test set to 5<sup>th</sup> Grade Math Quiz:** How to find (future) exact prices and percentages (ratios: Fractals) simply by squaring the 5 Loafs of Bread. Find child who can Square  $5 \times 5$ . Next, square answer by (5) and do it up to 17 times and remember all (17) answers. Who in your family is willing to try and do this Murrey Math (math) formula without a calculator?

**Warning:** when you do it (5<sup>th</sup> grade formula: Squaring of the Fives) you will know (every) future (potential) exact reversal price and you will have to reject the "random guess" Long Term Buy and Hold Investing Strategy and convert to taking profits off Adult Logic set to 5<sup>th</sup> grade math from 171 IQ discovery by T. Henning Murrey 1992.10.09 – 1993.10.09 in Nashville, Tennessee across from Vanderbilt University: Belmont University and Lipscomb University Business Schools.

**Gnostic (Jews) 1<sup>st</sup> Century Christians hid the Cabbalist Formulas of Universal Logic** into (4) books of New Testament. Remember 3,125 Christian



Gnostic Jews were killed for telling the story of John: 21.5 set to: 12: 5: 13 math: triangulation: Parallax 43.75 years after 1 AD.

**Random Guess Investing** (dissolves) and crystallizes into Fractals when you move forward (mentally) and open your 3<sup>rd</sup> Eye and "see" all future reverses set to exact fractions and Fractals of  $5 \times 5 = 25$ .

**Paradigm Shift:** if you lost – 52% of your retirement monies from 2007.10.09 to March 06 2009, would you exit this "losing" Long Term Buy and Hold Strategy, if you had known (back) at 1990.10.09 the markets would tank up at 14,062.50 on the open on 10.09.2007 which was the opening "bell" price of the Dow 30 Index and the end of the 153 "fish" up move from 1854.10.09 and 206 year Murrey Family Cycle from 1701? Why change now? **Enjoy losing tax free money and start over down at 1990 lows soon.**

1701: English Bill of Rights (imposed) on Scotland and England and Scotland's response Act of Settlement (on their part) to stay separate from England's taxes and domination.

1871: **British General Cornwallis surrenders** to US: US Articles of Confederation (drawn) up

1888: US constitution ratified by the 13 (original) states when Pennsylvania and New York said yes.

1905: All Time High in Copper and hosing Recession started called by Einstein in Switzerland

1922: End to World War 1 and start of up

USA Economy till 10.17.1929

1939: Oct. 09 Poland: Hitler took over Poland

1956: US Economy expanded with growth of Interstate System for cars and trucks

1973: Recession: markets lost 43.75% of your profits

1990 Starts (last) up USA Price and Time Cycle to end 2007.10.09

All markets are reversing off The Murrey Family: Started 1854.....Oct. 09: Starts (last) 153 years up USA Economy to End 153 "fish" years forward from 1854 on 10.09.2007 on Murrey's Birthday

Murrey's Profit Pie:  $M:\$pie = 3.125$

Price Cycle: 1 Yr: 2 Yr: 5 Yr: 10 Yr: 17 Yr: 20 Yr: 50 Yr: 60 Yr: 100 Yr Price Cycle

### **The Murrey Family Economic Time Price Cycle**

Ezekiel (Man's) Time Price Cycle: 60 Years: Buddha 60 Yr Cycle: 10.09.1942 T. Henning Murrey born: at Vanderbilt University Hospital and sent to Cheatham "projects" Public Housing in "cab holler" Nashville and (exactly) 60 years later: 2002.10.09 on Murrey's Birthday the end of the Y2K Bear Market with the price of the Dow 30 Index at 7,187.50 and it started the 5 Yr Murrey Family (up) Time Price Cycle since the all time high of the Dow 30 Index was on 10.09.2007 when the Dow 30 Index closing highs were 14,166.25 and  $7,187.50 \times 2 = 14,375$ .

10 Yr. Murrey Family US Economic Time Price Cycle: 1997.10.09 Dow 30 Index at  $8,095 \times 1.75\% = 14,166.25$  which was the exact (high) on 2007.10.09 on Murrey's

## Birthday

1 Yr. Murrey Family Time Price Cycle:  
10.09.1986 to 10.09.1987

Long Term Buy and Hold Investing Strategy (forces) you to read and be brain washed to accept and invest off 5 Yr Investing Plan (off highs or lows) since they don't tell you to "see" extremes: lows so 1986.10.09 the Dow 30 Index was at 1,750 and it went up in (just) 11 months + 56.25% and since it went up + 56.25% in (only) 11 months you are (not) allowed to exit with + 56.25% when the price got up to 2,734.75 and were instructed to continue to expect more profits the next 4 years and 1 month to fulfill the 5 Yr Plan of Investing. 1987.10.09 the Dow 30 Index was at 2,656.25 + 156.25 above MM 2/8<sup>th</sup> inside Murrey's Master Square: 10,000. The World Bank failed to support the Russian Ruble and it tanked the US stock market down – 1,031.25 points or down – 62.50% in only 5 weeks to 1,625. Funny Game: Long Term Investing with Buy and Hold Five Yr Plan. You made + 56.25% in 11 months, then gave back – 62.50% in 5 weeks since you are required to lose two in win when investing in mutual funds.\*

\*Long Term Retirement Mutual Fund Investing is the (only) way to invest that everyone in the industry tells everyone to just lose to win no matter how much you lose over time: it's your money, and you don't exit with huge profits in a short period of time, since you should invest off (time periods) not profits per time period. No major junior high school, grade school, Junior college, top 312 major US Universities, not one American MBA Business School Program will force you to look at price percentages as the #01 factor to exit with profits rather than (only) time

cycles.

No major political party will force their members to exit off + 375% profits from doing (absolutely) nothing but putting money into (lying) CEO free money holes to steal or fail and get the bail (out) by the US Congress. President George Bush was booed on the floor of the US Congress for suggesting US "workers" could make more money in a retirement mutual fund than trusting the Social Security System's 17 Pay Out Plan (if you don't die first).

Commodity traders and Currency Traders fall over in the floor with their sides bursting from laughter when they hear of Long Term Mutual fund Investors are (not) allowed to take profits short term.

5<sup>th</sup> Grade Logic: Which made more money the past 50 Yrs US Stock market or Gold?

1959: US stock market: Dow 30 Index at: 625 and Gold at 40.625 per ounce

1959 to 2009 Results in: Gold went up from 40.625 to 1,031.25 on March 17 2008 (now) near 1,000

1959 to 2009 Results: Dow 30 Index went up from 625 to 14,166.25 and down to 6,666 up to 8,125.

Ten Yr Investing Cycle: 1998 to 2008 runs up for Gold and Dow 30 Index

Who wins: Gold or Dow 30 Index?

What will the Mutual Fund Sellers tell you? You guessed it: Mutual Funds always beat Gold Risks

August 17 1998 Dow 30 Index made 5 support bottoms at 7,500 and gold March 17 at 289.0625, so we ask what % Gold went up and what % Dow 30 Index went up in (next) ten years: The Dow 30 Index went up + 1.875% and Gold went up + 350 % over the next ten years, so why don't Mutual fund Advisors swith over and

sell Gold Mutual Funds and abandon long term stocks which have (not) recovered from the top 100 stocks from march 24 2000 when the S&P 100 Cash Index, which is the back bone of the US economy has been a "loser" from March 24 2000: 01: 02: 03: 04: 05: 06: 07: 08: 09 where the top 100 stocks are down from 843.75 to near 312.50 march 06 2009, so when does our Mutual Fund get even from the past nine (9) years of losing every year and Gold is up + 350% the past ten years and up from \$40.625 from 1959 to \$1,031.25 up + 2,500% and the Dow 30 Index is up from 7,500 to 8,125 (last week) up 8.125%: whoopee. Last week Gold was priced at 875.00 so it was up + 2,153%: whoopee.

A few months ago: FOX Network Morning Show: TV Commentators asked Dave Ramsey which was a better investment Gold or Dow 30 Index and he retorted: (fast) Gold is the worst investment for the past 50 years." He smiled and went on to the next question. Dave Ramsey was 100% correct with his logic.

Dave Ramsey wrote his NYC bestselling book: **Financial Peace** and on page 155 where he asked mutual fund investors to take a five year horizon plan of Buy and Hold with no mention of exiting with + 56.25% in any 11 month time period.

President Bill Clinton produced + 3.75% profits for Democrats from 01.20.2003 to 01.14.2000. March 24 2000 President Bill Clinton asked Democrats to stay long in their Mutual Funds and keep working for more free profits, even after, 300 US stocks were up over \$200.00 per share with PE Ratios of (up to) 1,400 to one and CNBC TV told you it was a new era where earnings don't matter now (anymore).

CNBC TV expert commentators watch GE go from \$100.00 per share to \$12.50 off great fundamentals 01.14.2000 in New York City. They will never ask anyone to take profits, but now, they tell you the Buy and Hold Math Investing Strategy ain't working anymore. It never has, what's new?

Gold went up from 1978 to 1980 from \$250 to \$875 up + 350% in ten years; then it fell to 250 till 1998.

20 Yr. Murrey Family US Economic Time Price Cycle: 1987.10.09 Dow 30 Index at 2,656.25: now 2,500 is the top of the MM 8/8<sup>th</sup> when zero = 0/8<sup>th</sup>; so 2,656.25 = + 156.25 above 2,500; so 10,000 added to 2,500 = 12,500, which = 1,250 x 8 when 1,250 = major Mm 1/8<sup>th</sup> inside Murrey's Master Square: 10,000 on Murrey's pre crash Birthday. 1/8<sup>th</sup> is the next higher move up of any market after it runs up + 100% so we find 1,562.50 = 1/8<sup>th</sup> of 12,500, so we add 1987.10.09 Dow 30 Index price at 2,656.25 + 10,000 + 1,562.50 = 14,062.50 on open 2007.10.09 and close was 14,166.25 and 2007.10.11 was 14,218.75.

1990.10.09 Dow 30 Index at 2,500... now Murrey predicted future (17) Yr highs from 2,500 by adding MM 1/8ths to 2,500 when the Dow 30 Index is set inside Murrey's Master Square 10,000 when each major Mm 1/8<sup>th</sup> = 1,250; so 2/8<sup>th</sup>; 3/8<sup>th</sup>; 4/8<sup>th</sup>; 5/8<sup>th</sup>; 6/8<sup>th</sup>; 7/8<sup>th</sup>; 8/8<sup>th</sup> = 10,000, so we add 10,000 to 2,500 = 12,500 and (now) 1/8<sup>th</sup> is the next higher run up of any move up long term, so 1/8<sup>th</sup> of 12,500 = 1,562.50, so we add 1,562.50 to 12,500 and we arrive at: 14,062.50 and this price (14,062.50) is the exact price exactly 17 years to the day (later) and the price of the opening bell on 10.09.2007



was 14,062.50. It is (not) luck when you want to know future price and time price reversals set to the Murrey Family Cycle.

1990.10.11 Dow 30 at 2,343.75 two days (after) 10.09.1990 Murrey Family Cycle (start) went down for two days to form Pro "S" lower lows done by Floor Traders to "shake out Longs" to get Breakout Traders short just before 17 Yr up cycle. 2,500 on 10.09.1990 and 10.11.1990 price at - 156.25 just as 10.09.1987 the price was + 156.25 above 2,500 at 2,656.25. Future highs move up: 100%:  $2 \times 3 \times 4 \times 5$  and  $\times 6$  = highs; so on 1990.10.11... next  $2,343.75 \times 5$  (500%) = 11,718.75 and all time highs 01.14.2000 price at 11,718.75 while Bill Clinton was in office...1990.10.11  $2,343.75 \times 6$  = 14,062.50 all time highs on 2007.10.09 when George bush was President (on Murrey's Birthday)

01.20.2003 The Exact day Bill Clinton was sworn into office as President of the United States, the Dow 30 Cash Index was selling for 3,241 and it went up + 3.75% (375%) and his large move up ended 01.14.2000 when the Dow 30 Index stopped up at 11,718.75 and Democrats did (absolutely) nothing to make the stock market go up, but were not instructed by President Bill Clinton to sell with the largest profits off investing in Mutual funds in the history of Mankind.

Why did (not) MBA Schools Economists, MBA Professors, stock brokers, mutual fund sellers, Money Managers, Financial Advisors, refuse to ask the average 'worker' or tell them, since they always believe the stock market is random, so they think or are conditioned to "just let it ride" up or down and (accept) take losses when the markets sell off after they run up + 375% from 01.20.1993 to

01.14.2000 on the Bill Clinton 7 Yr. Cycle? The US Congress Library of Congress has patents and copyrights on 12,500 books on the US Economy and Long Term Investing, but (not) one of them will force you to exit with a profit, but tell you to "Buy and Hold."

T. Henning Murrey wrote his book and found the "secret" to exiting (taking profits) off short term and long term investments: cars; houses; Gold and silver; stocks and Bonds and mutual funds.

I'm "too busy" to watch my investments USA mantra, forces older (mentally lazy) investors to fall prey to the Ponzi scheme "know it alls" like Bernie Madoff with the cash and his "don't ask don't tell" investing method of extracting 62.50 billion dollars from investors who were either "too mentally lazy" or socially "too busy" to check out why and how they were (always) making + 10% when the rest of Wall Street was losing money? The (next) Healthcare Ponzi Scheme is under construction in NYC: join.

Join us at:

[www.murreymath.com](http://www.murreymath.com)

[www.murreymathforum.com](http://www.murreymathforum.com)

contact us at:

[trading@murreymathforum.com](mailto:trading@murreymathforum.com)

for further instructions to winning.

*T. Henning Murrey has taught thousands of MM Students since 1996.10.09 all over the world. Please google: murrey math for more info and how to allow us to help you increase your (smaller) losses.*

# GET YOUR SUBSCRIPTION TO

## TRADERS WORLD MAGAZINE *Digital*

*The official magazine of technical analysis...*

# *quarterly*



## Get the last 45 issues on CD

[Click to buy CD now for only \\$69.95](#)

[Click to Subscribe for only \\$19.95](#)