

# Get Fit, No Gym Needed

Simple workouts to start. No hassle, just effective exercises!

MadMuscles

TradingFinder > Education > Forex Education > Candle Time Indicator: Countdown to the Openi...

## Candle Time Indicator: Countdown to the Opening & Closing of Short-Term Candles

Categories: Forex Education Indicators Education Trading Education

Article Level: Elementary

Writer: Davit Kvaratskhelia | Reviewer: Arjun Mandal | Fact checker: Ram Nisha | Modified: Jun 30, 2025

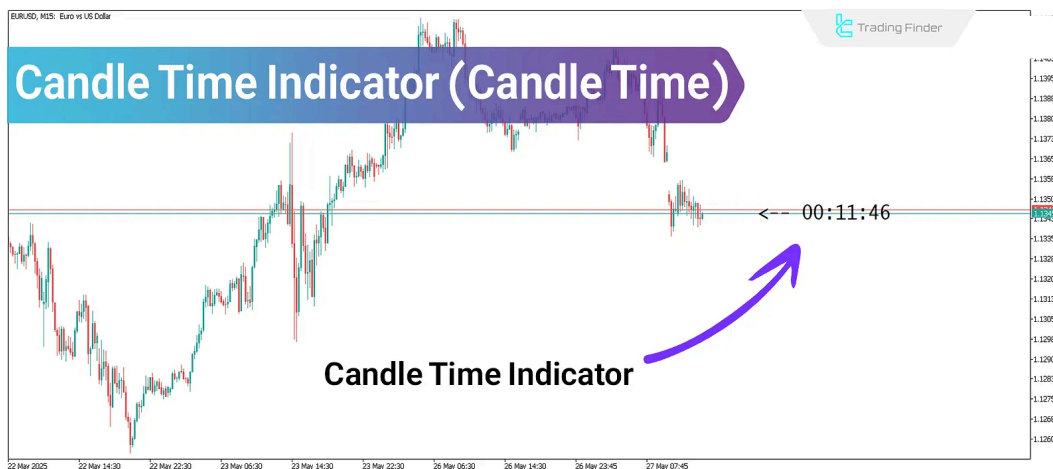
Comments: 0

Views: 157

5 Min

The **Candle Time Indicator** enhances trading accuracy across various **timeframes** and **strategies**, including **scalping**.

With the **Candlestick Time Indicator**, traders can view the **exact opening and closing times** of candles directly on the price chart without manual calculations, allowing for more **precise execution** of the trading plan.



Using the Candle Time Indicator for accurate decision-making across various timeframes

### What Is the Candle Time Indicator and How Does It Work?

The **Candle Timer Indicator** is a tool that shows a **countdown** to the closing of the current candle. It is commonly used in trading platforms like **MetaTrader 4 (MT4)** and **MetaTrader 5 (MT5)**.

To use this tool, you can download the **Candle Time Indicator** from **TradingFinder**:

↳ [Download Candle Time Indicator for MetaTrader 5](#)

↳ [Download Candle Time Indicator for MetaTrader 4](#)



Display of the Candle Time Indicator on MetaTrader 5 for the gold symbol

## Advantages and Limitations of Using the Candle Time Indicator

The **Candle Time Indicator** provides an accurate **countdown to candle close**, enabling timely decisions. Below are its **advantages and limitations**:

Advantages	Limitations
Precise display of time remaining until candle close	Fully dependent on the selected timeframe
Improves timing of trade entry and exit	Does not generate independent buy/sell signals
Reduces timing errors and boosts decision accuracy	May delay due to volatility or connection issues
Enhances risk management by avoiding premature reactions	Prone to errors in highly volatile markets
Lowers trader stress by providing exact candle time	Needs integration with other tools and analyses
Highly compatible with scalping and short-term strategies	Less accurate on slow platforms or servers

## The Importance of Candle Closing Time in Technical Analysis

**Candlesticks** display the **opening and closing price** over different intervals. Therefore, **time** plays a crucial role in trader decisions at candle close.

Key reasons why candle open/close time matters in financial markets:

- ⚡ Shows the **final confirmation** of the candle trend;
- ⚡ **Entry** and **Exit** signals are typically more valid **after the candle closes**;
- ⚡ **Price volatility** can shift significantly in the last seconds before candle close.

## Applications of the Candle Time Indicator in Trading

The **Candle Time Indicator** has various applications in financial market trading:

- ⚡ **Managing entry and exit timing**
- ⚡ **Predicting the next price move**
- ⚡ **Aligning with other indicators**



Applications of the Candle Time Indicator in trading

### Managing Entry and Exit Timing

**Scalpers** and **short-term traders** relying on **lower timeframe candle closings** can execute trades more precisely with real-time awareness of candle closing.

### Predicting the Next Price Move

Knowing the exact **open/close timing** via the countdown enables market observation and the analysis of potential price changes.

### Aligning with Other Indicators

Combining with indicators like **RSI**, **MACD**, and **volume-based tools**, the **Candle Time Indicator** becomes an asset for enhancing **signal precision**.

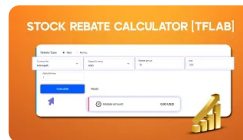
### You May Like :



Forex Pair Correlation  
Display Tool | +72  
Currency Pairs...



Earning Calendar Tool;  
Actual and Forecasted  
Stock Earnings



Stock Rebate  
Calculator Tool -  
Calculate Cashback o...



Forex Position Size  
Calculator Tool +  
Formula

## Key Tips to Optimize the Candle Time Indicator's Performance

To improve the **performance of the Candle Time Indicator**, combine it with other analytical tools and consider:

- ⚡ Choosing the right **timeframe**
- ⚡ Using time-based alerts
- ⚡ Monitoring **market conditions** and **server speed**
- ⚡ **Backtesting strategies** in **demo accounts**
- ⚡ Keeping the **indicator** updated with **verified versions**

## Conclusion

The **Candle Time Indicator** provides **precise decision-making** in **short-term timeframes** and **scalping strategies** by showing candle closing time.

It does **not generate buy/sell signals** on its own and should be used alongside other **technical analysis tools**. Its performance may vary based on **timeframe dependency** and **market volatility**.

## FAQs

What is the Candle Time Indicator and how does it work?	∨
It displays a <b>countdown</b> to the closing of the current candle, helping traders manage entry and exit timing more accurately.	
Why is candle closing time important in technical analysis?	∨
Because <b>trend confirmation</b> and <b>valid entry/exit signals</b> typically happen <b>after candle close</b> , and late volatility can shift the price direction.	
Which platforms support the Candle Time Indicator?	∨
It can be used on <b>MetaTrader 4</b> and <b>MetaTrader 5</b> .	
Does the Candle Timer Indicator give buy or sell signals?	∨
<b>No</b> , it only shows the <b>remaining candle time</b> and must be used alongside other tools for decision-making.	
How does the Candle Time Indicator improve scalping strategies?	∨
Its accurate countdown to <b>short-term candle closures</b> guides scalpers on <b>entry and exit timing</b> .	
What are the limitations of using the Candle Time Indicator?	∨
Timeframe dependence, potential <b>delay due to volatility or connection</b> , and the need for <b>complementary tools</b> are major limitations.	
Is the Candle Time Indicator useful for long-term timeframes?	∨

Its effectiveness is **limited in long-term timeframes**, and it's best suited for **short and mid-term trading**.

How can the Candle Time Indicator's performance be improved? ∨

By selecting the right timeframe, enabling time alerts, and accounting for market/server conditions.

How does it align with other indicators? ∨

It serves as a **timer** that complements **trend and momentum tools** like **RSI** and **MACD**, enhancing **combined signal accuracy**.

Does the Candle Time Indicator reduce trading stress? ∨

**Yes**, knowing the **exact remaining time** reduces **premature or delayed reactions**.



5 From 5.0

(1)

Rate this post

Table Of Content ✕

What Is the Candle Time Indicator and How Does It Work? ∨

The Importance of Candle Closing Time in Technical Analysis

Applications of the Candle Time Indicator in Trading ∨

Key Tips to Optimize the Candle Time Indicator's Performance

Conclusion

0 Comment

[Write a comment](#)

Top Posts



What is an ICT Order Block and How to Trade It?

Ram Nisha | Dec 23, 2024

8,621 Views



Turtle Soup Strategy from ICT Style

Arjun Mandal | Dec 23, 2024

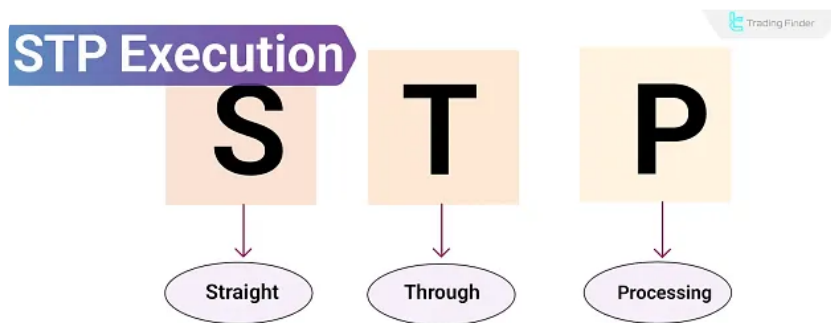
8,089 Views

**Break of Structure (BOS) on ICT**  
 Eda Kaya | Dec 22, 2024  
 8,056 Views

### Our Social Media

X(Twitter)	Telegram
Mql5	TradingView
Facebook	Instagram
Youtube	Tik Tok

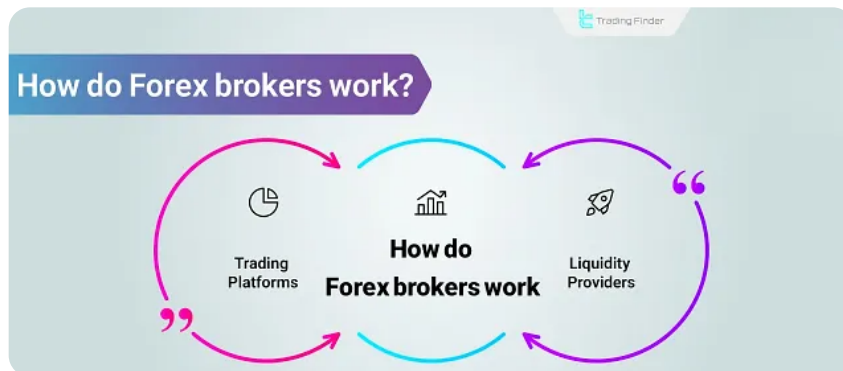
### Latest Articles



STP Execution Model: Routing Trade Orders Directly to Liquidity Providers

Forex Education

Eda Kaya | Jul 11, 2025



How do Forex brokers work? STP vs. ECN + A-Book, B-Book, and C-Book Brokers

Interesting Financial Articles

Sinan Aydın | Jul 10, 2025



### What is Trading Plan?

#### What is a Trading Plan? Including Strategy, Journaling, and Risk Management

Forex Education

Nino Gogochashvili | Jul 9, 2025



Complete training in financial markets such as "Forex," "Stock Market," and "Cryptocurrencies" only becomes comprehensive with tested trading tools and strategies. "Trading Finder," with its experience, aids traders and investors in gaining a correct understanding and deep learning. The training programs are designed based on tools for traders of all levels, from "beginner to advanced."




About Us

Our Team

Advertisement

Indicators & Oscillators

Trading Tools

Contact Us

Jobs

Affiliates

Products

Trading Tools

Forex Methodology

Report a Bug

Our Scores

Financial Market Education

---

## Get Fit, No Gym Needed

Simple workouts to start. No hassle, just effective exercises!

MadMuscles

---

### Risk Disclosure:

Participating in financial markets involves high risk, which can result in the loss of part or all of your investment. There are no

[Show More](#) ▾

### Disclaimer:

[TradingFinder.com] assumes no responsibility for any potential losses or damages. All decisions are the sole responsibility of

[Show More](#) ▾

### Disclosure of revenues and advertisements:

The "TradingFinder" platform offers various services, some of which, like introductions, are free, while others, such as our

[Show More](#) ▾

---

## Get Fit, No Gym Needed

Simple workouts to start. No hassle, just effective exercises!

MadMuscles

---

[Privacy Policy](#)

[Risk Warning](#)

[Cookies Policy](#)

[Copyright and Idea Submissions](#)

[Terms and Conditions Agreement](#)

