



TradingFinder > Education > Forex Education > CHOCH in ICT; Best Timeframe to Identify CHOCH in Tr...

## CHOCH in ICT; Best Timeframe to Identify CHOCH in Trading

Categories: [Forex Education](#) [ICT \(Inner Circle Trader\) Education](#)

Article Level: **Intermediate** 📊



Writer:  
Nino Gogochashvili



Reviewer:  
Rajesh Sharma



Fact checker:  
Ram Nisha

Modified: Jul 1, 2025

Comments: 0

Views: 214

8 Min

In the **ICT style**, directional changes in price movement are identified using concepts like **Change of Character (CHOCH)**, **Market Structure Shift (MSS)**, and more.

**CHOCH in ICT** refers to a **long-term shift in trend direction**, which occurs when the **last swing high or low is broken** and a new structure forms in the **opposite direction**, thus **altering the entire market trend**.



Sample of multiple CHOCH formations in the market

### What Is CHOCH in Trading?

The concept of **CHOCH in trading** often emerges with **Smart Money** entering the market, resulting in a significant reversal in trend direction.

**Change of Character (CHOCH)** refers to when the market shifts from a defined trend (bullish or bearish) to a different one. This transition usually reflects a **change in market sentiment and trader behavior**.

#### Bearish CHOCH



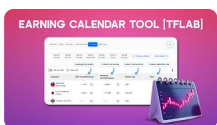


Possibility of false signals in ranging markets	Early detection of trend reversals
Requires experience and practice for accurate identification	Applicable in all markets and timeframes
Higher risk in lower timeframes due to noise	Improved risk management and reduction of unnecessary losses
Needs confirmation with other tools	Highly compatible with other ICT concepts
Long formation duration	Helps identify optimal entry points in the new trend

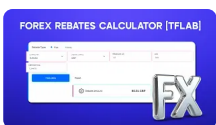
You May Like :



Forex Pip Calculator Tool 2025 [Calculate +70 Assets by Enterin...



Earning Calendar Tool; Actual and Forecasted Stock Earnings



TradingFinder Forex Rebate Calculator | Cashback for 50+...



Forex Economic Calendar Tool [150+ Countries]

## How to Identify CHOCH in Trading?

The first step to identifying a **CHOCH in trading** is understanding the overall **market structure** and its **price movement** phases. Markets typically rotate through **accumulation, uptrend, distribution, and downtrend**, and **CHOCH** usually occurs at **transitional points** between these phases.

Key factors for detecting CHOCH include:

- ⚡ **Price behavior analysis:** Identifying swing highs/lows and monitoring their changes;
- ⚡ **Support and resistance zones:** Their break often signals a structural change;
- ⚡ **Volume analysis:** Significant shifts in volume may confirm a CHOCH;
- ⚡ **Imbalance zones and Order Blocks:** These areas often mark major entries/exits of significant capital and can act as signs of CHOCH.

## Tips to Better Recognize CHOCH

For accurate CHOCH detection, consider the following:

- ⚡ Apply **Top-Down Analysis**
- ⚡ Analyze **volume behavior** during CHOCH formation
- ⚡ Examine **price action** at support and resistance zones
- ⚡ Use **complementary tools** such as indicators

## Best Timeframe to Identify CHOCH

A **Top-Down analysis** approach is used to detect CHOCH in trading. The approach starts from a **higher timeframe** (4H, 1H, or 30M) to determine the trend direction.

1. First, the trend and its swing highs/lows are identified on higher timeframes;
2. Then, swing structures are validated in **mid-level timeframes** (1H or 30M);



3. Finally, the **break of structure** is confirmed in **lower timeframes** (30M or 15M), depending on the trend direction.

## CHOCH + FVG Trading Setup

The **CHOCH concept** is compatible with other ICT concepts. Combining it with **Fair Value Gaps (FVG)** creates a **high-probability trading setup**.

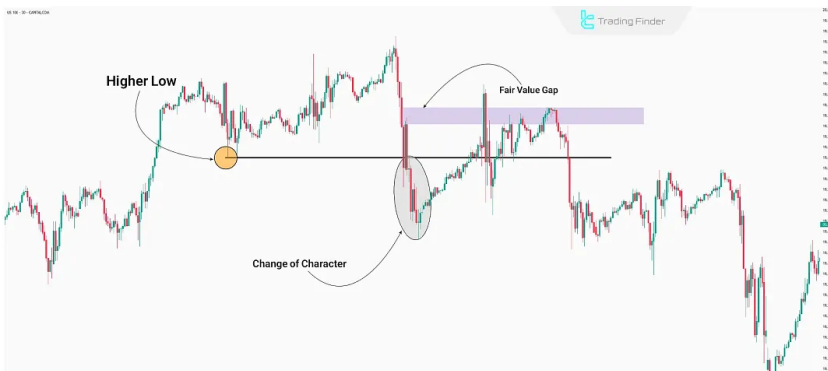
### Steps to trade with CHOCH + FVG:

1. **Identify CHOCH** in a higher timeframe (4H, 1H, or 30M);



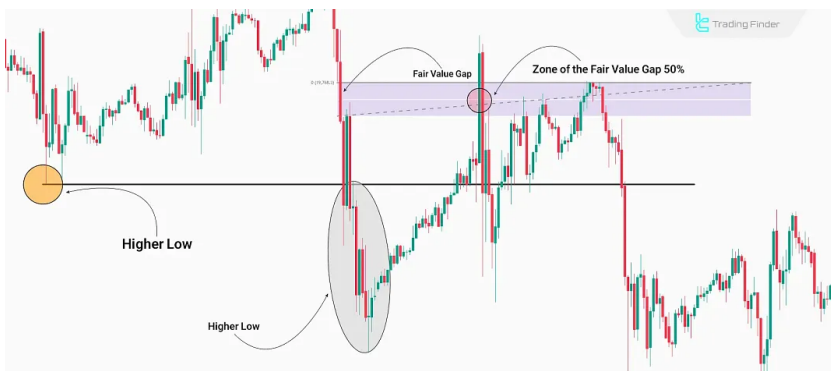
CHOCH formation on 1H NASDAQ chart

2. **Spot the FVG** in a lower timeframe (30M or 15M);



FVG detection on 30M chart

3. The 50% zone of the FVG provides a precise entry point;



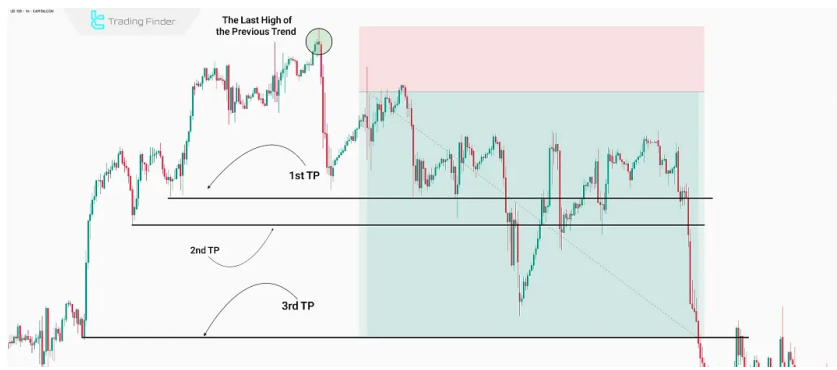
Entry point identified at the 50% mark of the FVG

4. Previous swing lows act as **support zones** and serve as **profit targets**.



4. Previous swing lows act as **support zones** and serve as **profit targets**,

5. **Stop-Loss** can be Placed above the **last high of the previous trend**.



TP and SL levels for the CHOCCH + FVG setup

## Conclusion

**CHOCCH in ICT** occurs at the **end of trends** due to weakening buyer strength. After CHOCCH forms, the trend structure transitions from bullish to bearish or vice versa.

Accurately identifying CHOCCH requires thorough market structure and liquidity behavior analysis.


A **well-detected CHOCCH** often marks a significant trend reversal and presents a **high-quality entry point** for profitable trades.









### FAQs

- What is CHOCH in trading, and how does it work? 


---

- How to identify bullish and bearish CHOCH? 


---

- What tools confirm CHOCH signals? 


---

- How is CHOCH different from Market Structure Shift? 


---

- Is CHOCH reliable across all timeframes? 


---

- How does CHOCH improve risk management? 

---

- Are indicators necessary to confirm CHOCH? 

---

- What mistakes should be avoided when detecting CHOCH? 



5 From 5.0

(1)

Rate this post



0 Comment

[Write a comment](#)



Table Of Content



- What Is CHOCH in Trading?
- Pros and Cons of Using CHOCH in Trading
- How to Identify CHOCH in Trading?
- Best Timeframe to Identify CHOCH
- CHOCH + FVG Trading Setup
- Conclusion

Top Posts



**What is an ICT Order Block and How to Trade It?**

Ram Nisha | Dec 23, 2024

8,591 Views



**Turtle Soup Strategy from ICT Style**

Arjun Mandal | Dec 23, 2024

8,057 Views






**Break of Structure (BOS) on ICT**

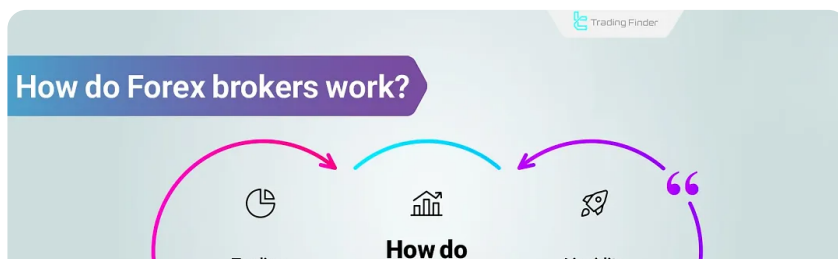
Eda Kaya | Dec 22, 2024

8,034 Views

Our Social Media



Latest Articles





### How do Forex brokers work? STP vs. ECN + A-Book, B-Book, and C-Book Brokers

Interesting Financial Articles

Sinan Aydın | Jul 10, 2025



### What is a Trading Plan? Including Strategy, Journaling, and Risk Management

Forex Education

Nino Gogochashvili | Jul 9, 2025



### Corrective Waves in Elliott Theory: Zigzag, Triangle, and Combination Patterns

Forex Education

Nino Gogochashvili | Jul 8, 2025



Complete training in financial markets such as "Forex," "Stock Market," and "Cryptocurrencies" only becomes comprehensive with tested trading tools and strategies. "Trading Finder," with its experience, aids traders and investors in gaining a correct understanding and deep learning. The training programs are designed based on tools for traders of all levels, from "beginner to advanced."

English (EN)



About Us

Contact Us

Forex Methodology

Our Team

Jobs

Report a Bug

Advertisement

Affiliates

Our Scores

Indicators & Oscillators

Products

Financial Market Education

Trading Tools

Trading Tools

**Risk Disclosure:**

Participating in financial markets involves high risk, which can result in the loss of part or all of your investment. There are no guarantees or

[Show More](#) ▾

**Disclaimer:**

[TradingFinder.com] assumes no responsibility for any potential losses or damages. All decisions are the sole responsibility of the individual.

[Show More](#) ▾

**Disclosure of revenues and advertisements:**

The "TradingFinder" platform offers various services, some of which, like introductions, are free, while others, such as our specialized services,

[Show More](#) ▾

[Privacy Policy](#)

[Risk Warning](#)

[Cookies Policy](#)

[Copyright and Idea Submissions](#)

[Terms and Conditions Agreement](#)



© 2025 TradingFinder, Inc. All rights reserved.

