



امنح فكرتك اسم نطاق

حوّل موقعك الإلكتروني إلى منصة فعّالة وجذابة مع GoDaddy

معلومات أكثر <

GoDaddy™

TradingFinder > Education > Forex Education > CHOCH in ICT; Best Timeframe to Identify CHOC...

CHOCH in ICT; Best Timeframe to Identify CHOCH in Trading

Categories: Forex Education ICT (Inner Circle Trader) Education

Article Level: Intermediate 📊



Writer:
Nino Gogochashvili



Reviewer:
Rajesh Sharma



Fact checker:
Ram Nisha



Modified: Jul 1, 2025

Comments: 0

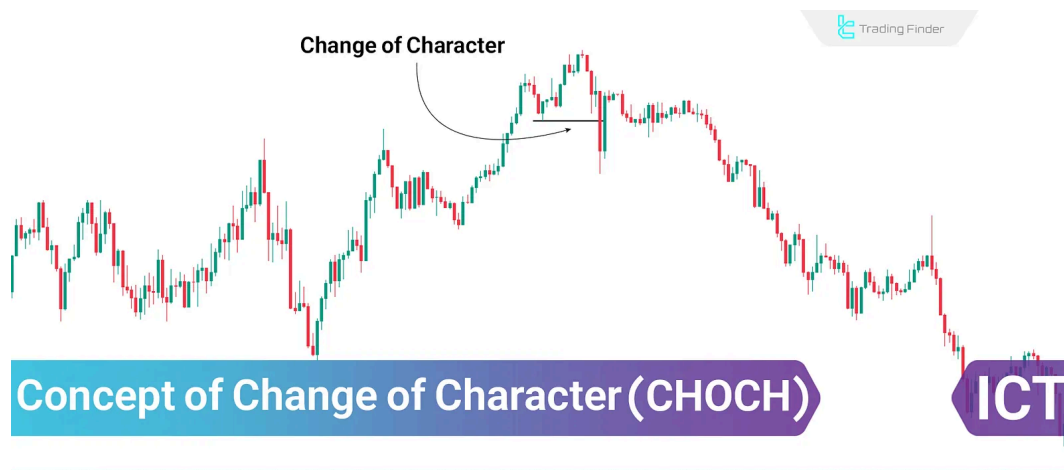
Views: 214

8 Min



In the **ICT style**, directional changes in price movement are identified using concepts like **Change of Character (CHOCH)**, **Market Structure Shift (MSS)**, and more.

CHOCH in ICT refers to a **long-term shift in trend direction**, which occurs when the **last swing high** or **low** is **broken** and a new structure forms in the **opposite direction**, thus **altering the entire market trend**.



Sample of multiple CHOCH formations in the market

What Is CHOCH in Trading?

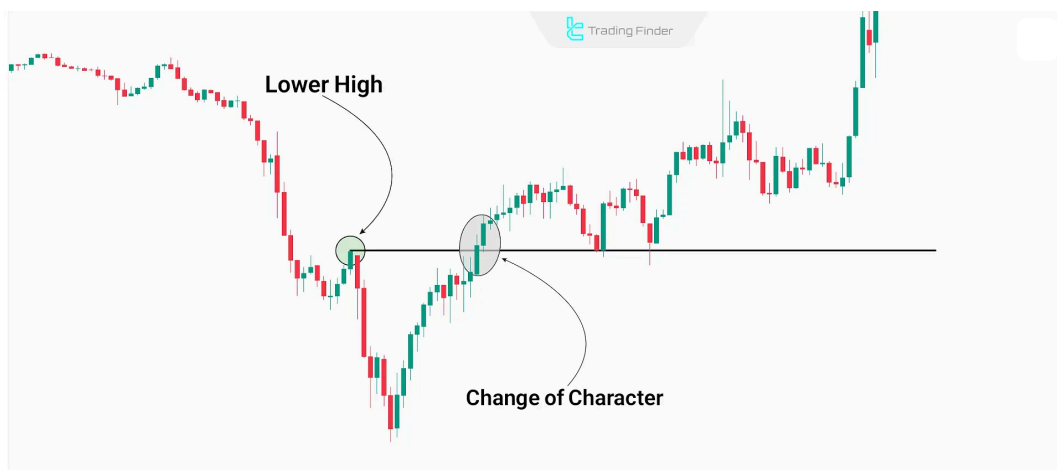
The concept of **CHOCH in trading** often emerges with **Smart Money** entering the market, resulting in a significant reversal in trend direction.

Change of Character (CHOCH) refers to when the market shifts from a defined trend (bullish or bearish) to a different one. This transition usually reflects a **change in market sentiment and trader behavior**.

Bearish CHOCH

In a bullish trend, a **CHOCH in trading** occurs when the market shifts from forming **HH & HL** to **LL & LH**. This suggests that buyers have lost strength, and **sellers are gaining control**.

For example, if the price **fails to make a new high** and then **drops below the previous low** in an uptrend, a **bearish CHOCH** is likely underway. This point is usually accompanied by **rising volume** and **a break of a key support level**.



CHOCH formation signaling a shift from uptrend to downtrend

Bullish CHOCH

In a bearish trend, a **CHOCH in ICT** forms when the price transitions from **LL & LH** to **HH & HL**. This indicates a weakening of selling pressure and **emerging buyer dominance**.

A **bullish CHOCH** is often confirmed by the **break of a major resistance level**, increased volume, and a return to **order block zones**.



Break of the last lower high followed by formation of higher highs and lows after CHOCH

For instance, when the price transitions from forming **higher highs and lower lows (HH & HL)** to forming **Lower Lows and lower Highs (LL & LH)**, it signals the appearance of a **bearish CHOCH**.

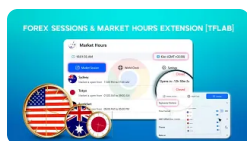
This concept is vital for identifying the **end of the current trend** and the **beginning of a new one**. A CHOCH goes beyond a mere structural shift—it reflects significant **psychological changes** in buyers, sellers, and overall **market sentiment**.

Pros and Cons of Using CHOCH in Trading

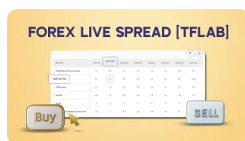
CHOCH in ICT is primarily used to analyze long-term **market structure**. Below is a table outlining the key **advantages and disadvantages** of using this concept:

Cons	Pros
Possibility of false signals in ranging markets	Early detection of trend reversals
Requires experience and practice for accurate identification	Applicable in all markets and timeframes
Higher risk in lower timeframes due to noise	Improved risk management and reduction of unnecessary losses
Needs confirmation with other tools	Highly compatible with other ICT concepts
Long formation duration	Helps identify optimal entry points in the new trend

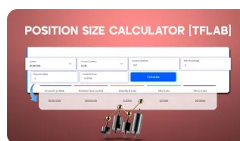
You May Like :



Forex Sessions & Market Hours Extension-TFLab [AI-...



Forex Live Spread Tool [Compare Spreads of 70 Pairs Across 100+...



Forex Position Size Calculator Tool + Formula



Forex Pair Correlation Display Tool | +72 Currency Pairs...

How to Identify CHOCH in Trading?

The first step to identifying a **CHOCH in trading** is understanding the overall **market structure** and its **price movement** phases. Markets typically rotate through **accumulation, uptrend, distribution, and downtrend**, and **CHOCH** usually occurs at **transitional points** between these phases.

Key factors for detecting CHOCH include:

- ⚡ **Price behavior analysis:** Identifying swing highs/lows and monitoring their changes;

- ⚡ **Support and resistance zones:** Their break often signals a structural change;
- ⚡ **Volume analysis:** Significant shifts in volume may confirm a CHOCH;
- ⚡ **Imbalance zones and Order Blocks:** These areas often mark major entries/exits of significant capital and can act as signs of CHOCH.

Tips to Better Recognize CHOCH

For accurate CHOCH detection, consider the following:

- ⚡ Apply **Top-Down Analysis**
- ⚡ Analyze **volume behavior** during CHOCH formation
- ⚡ Examine **price action** at support and resistance zones
- ⚡ Use **complementary tools** such as indicators

Best Timeframe to Identify CHOCH

A **Top-Down analysis** approach is used to detect CHOCH in trading. The approach starts from a **higher timeframe** (4H, 1H, or 30M) to determine the trend direction.

1. First, the trend and its swing highs/lows are identified on higher timeframes;
2. Then, swing structures are validated in **mid-level timeframes** (1H or 30M);
3. Finally, the **break of structure** is confirmed in **lower timeframes** (30M or 15M), depending on the trend direction.

CHOCH + FVG Trading Setup

The **CHOCH concept** is compatible with other ICT concepts. Combining it with **Fair Value Gaps (FVG)** creates a **high-probability trading setup**.

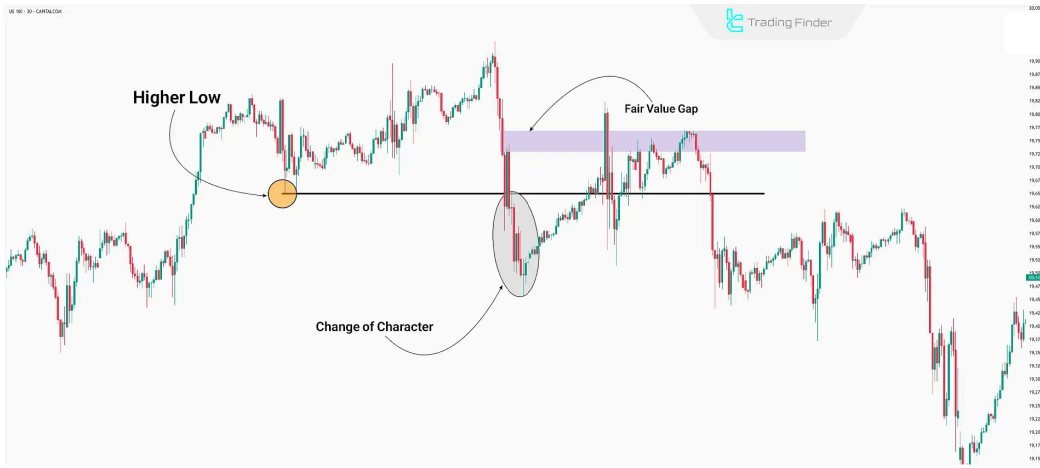
Steps to trade with CHOCH + FVG:

1. **Identify CHOCH** in a higher timeframe (4H, 1H, or 30M);



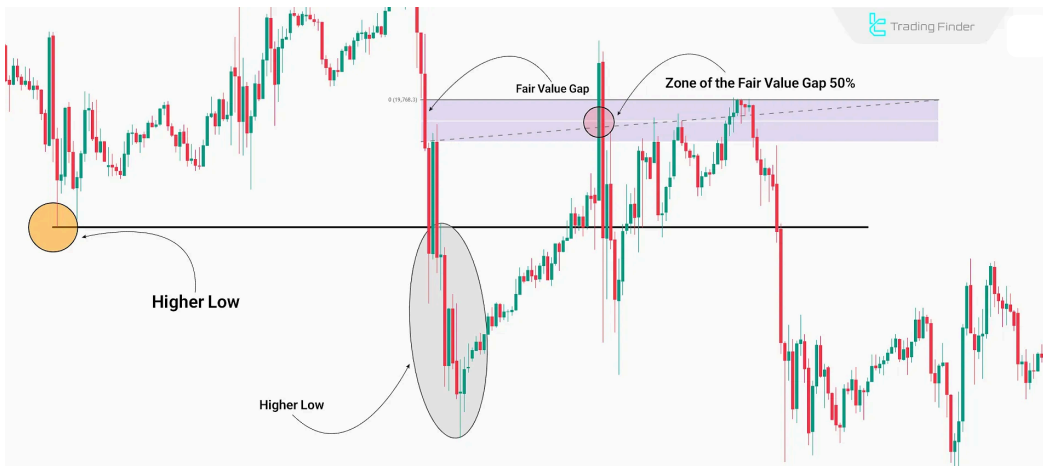
CHOCH formation on 1H NASDAQ chart

2. **Spot the FVG** in a lower timeframe (30M or 15M);



FVG detection on 30M chart

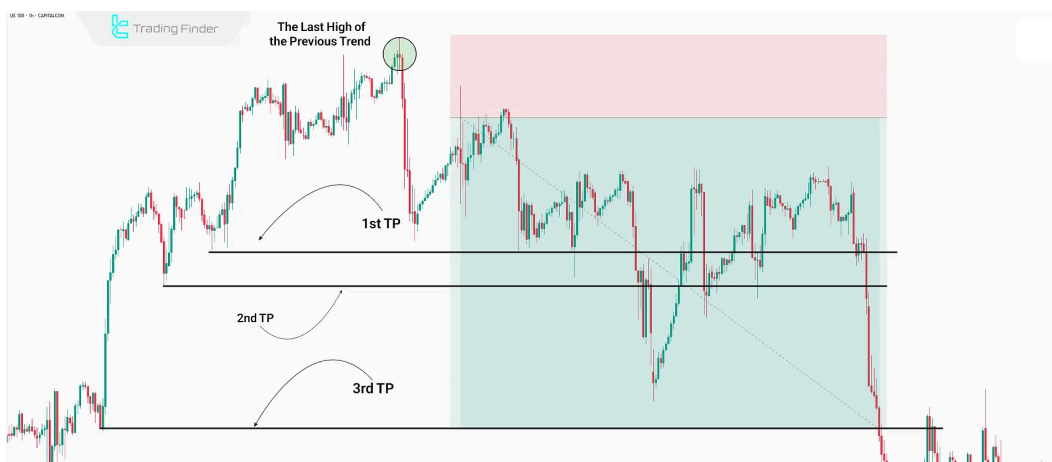
3. The 50% zone of the FVG provides a precise entry point;



Entry point identified at the 50% mark of the FVG

4. Previous swing lows act as **support zones** and serve as **profit targets**;

5. **Stop-Loss** can be Placed above the **last high of the previous trend**.



TP and SL levels for the CHOCH + FVG setup

Conclusion

CHOCH in ICT occurs at the **end of trends** due to weakening buyer strength. After CHOCH forms, the trend structure transitions from bullish to bearish or vice versa.

Accurately identifying CHOCH requires thorough market structure and liquidity behavior analysis.



A **well-detected CHOCH** often marks a significant trend reversal and presents a **high-quality point** for profitable trades.

FAQs

- What is CHOCH in trading, and how does it work? ▼

CHOCH is where the market changes direction from a defined trend, usually detected via price behavior and volume changes.
- How to identify bullish and bearish CHOCH? ▼

In an uptrend, bearish CHOCH occurs with weakened buyers and a support break. In a downtrend, a bullish CHOCH forms when buyers regain strength and resistance breaks.
- What tools confirm CHOCH signals? ▼

Volume indicators, momentum tools, and support/resistance levels are helpful in confirming CHOCH.
- How is CHOCH different from Market Structure Shift? ▼

CHOCH reflects an overall trend shift, while MSS may represent short-term or partial structural changes.
- Is CHOCH reliable across all timeframes? ▼

CHOCH is generally more reliable in higher timeframes, as lower ones may contain excessive noise.
- How does CHOCH improve risk management? ▼

Early CHOCH detection enables optimal long-term entries and boosts win rate.
- Are indicators necessary to confirm CHOCH? ▼

Not essential, but they enhance analytical precision.
- What mistakes should be avoided when detecting CHOCH? ▼

Over-reliance on lower timeframe signals and ignoring volume behavior are standard errors.



5 From 5.0

(1)

Rate this post





Table Of Content



What Is CHOCH in Trading?



Pros and Cons of Using CHOCH in Trading

How to Identify CHOCH in Trading?



Best Timeframe to Identify CHOCH

CHOCH + FVG Trading Setup

Conclusion

Top Posts



What is an ICT Order Block and How to Trade It?

Ram Nisha | Dec 23, 2024

8,587 Views



Turtle Soup Strategy from ICT Style

Arjun Mandal | Dec 23, 2024

8,052 Views

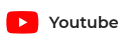
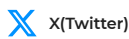


Break of Structure (BOS) on ICT

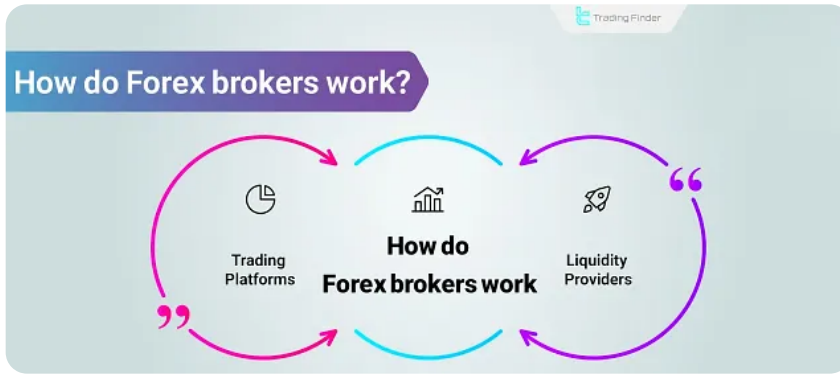
Eda Kaya | Dec 22, 2024

8,031 Views

Our Social Media



Latest Articles



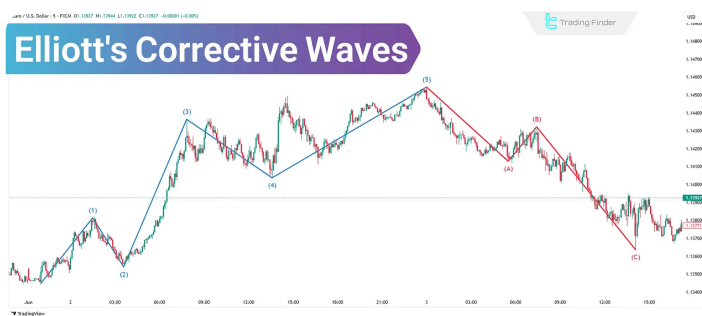
How do Forex brokers work? STP vs. ECN + A-Book, B-Book, and C-Book Brokers
 Interesting Financial Articles

Sinan Aydin | Jul 10, 2025



What is a Trading Plan? Including Strategy, Journaling, and Risk Management
 Forex Education

Nino Gogochashvili | Jul 9, 2025



Corrective Waves in Elliott Theory: Zigzag, Triangle, and Combination Patterns
 Forex Education

Nino Gogochashvili | Jul 8, 2025



Complete training in financial markets such as "Forex," "Stock Market," and "Cryptocurrencies" only becomes comprehensive with tested trading tools and strategies. "Trading Finder," with its experience, aids traders and investors in gaining a correct understanding and deep learning. The training programs are designed based on tools for traders of all levels, from "beginner to advanced."

English (EN) ▼

[About Us](#)

[Contact Us](#)

[Forex Methodology](#)

[Our Team](#)

[Jobs](#)

[Report a Bug](#)

[Advertisement](#)

[Affiliates](#)

[Our Scores](#)

[Indicators & Oscillators](#)

[Products](#)

[Financial Market Education](#)

[Trading Tools](#)

[Trading Tools](#)

Become a Master of AI Tools

Upgrade your career with in-demand AI skills

Coursiv

[Learn](#)

Risk Disclosure:

Participating in financial markets involves high risk, which can result in the loss of part or all of your investment. There are no

[Show More](#) ▼

Disclaimer:

[TradingFinder.com] assumes no responsibility for any potential losses or damages. All decisions are the sole responsibility of

[Show More](#) ▼

Disclosure of revenues and advertisements:

The "TradingFinder" platform offers various services, some of which, like introductions, are free, while others, such as our

[Show More](#) ▼

Leadership Strategies Ebook

Over 14 Leadership Strategies with Real-Life Examples.

Business Explained

[Shc](#)

[Privacy Policy](#)

[Risk Warning](#)

[Cookies Policy](#)

[Copyright and Idea Submissions](#)

[Terms and Conditions Agreement](#)

© 2025 TradingFinder, Inc. All rights reserved.