

### 30+ Social Media Channels

Simply, the best way to live stream | Restream

Restream

Subscribe

TradingFinder > Education > Forex Education > Order Block in Trend Following with ICT - Entry ...

## Order Block in Trend Following with ICT – Entry Using OB and FVG

Categories:

- Forex Education
- ICT (Inner Circle Trader) Education
- Smart Money Education
- Technical analysis Education
- Fundamental Analysis Education
- Trading Strategies Education

Article Level: **Advanced**

 **Writer:** Ram Nisha  
  **Reviewer:** Rajesh Sharma  
  **Fact checker:** Nino Gogochashvili  
  **Modified:** May 31, 2025

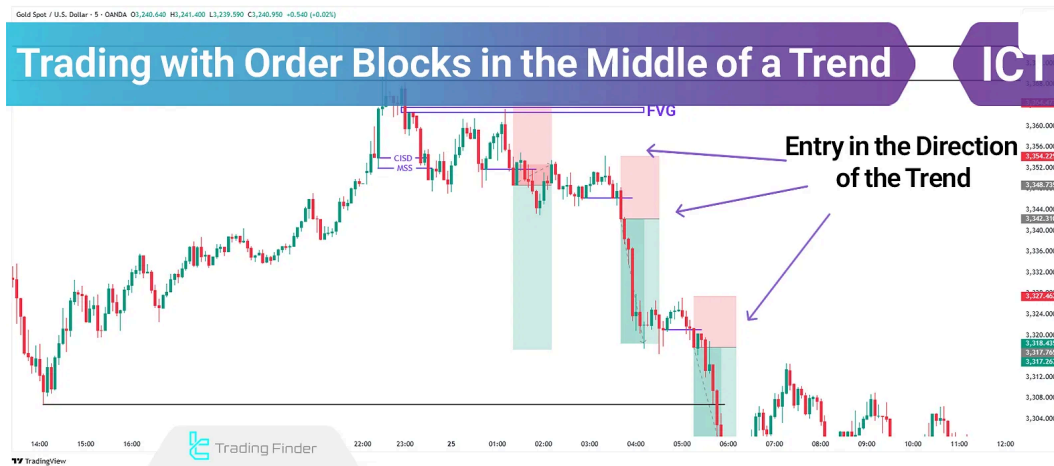
Comments: 0

Views: 439

8 Min

When traders miss the **initial entry point** and aim to **enter in the middle of a trend**, the ICT approach recommends re-entry **only if confirmation is received**.

In such situations, **using Order Blocks (OB)** and **Fair Value Gaps (FVG)** as **retracement zones**, provides valid entry opportunities.



Introduction to mid-trend trading using Order Blocks in the ICT style

### How to Trade Using Order Block in Trend Following with ICT

To enter the middle of a trend using the **ICT style**, follow the steps below:



### #1 Higher Time Frame Price Analysis

When a low price is collected using **Smart Money Tactics (SMT)** and candlesticks form **Order Blocks** in the same region, the next step is to shift to a lower time frame to identify a **bullish structure**.



Price reacts with a single Order Block on an FVG zone in the 4H time frame and moves upward

### #2 Switching to a Lower Time Frame to Find a Higher Low

At this stage, you should look for the formation of a **Higher Low (HL)** or a **reaction to an FVG**. There may be several FVGs in this path, and it's unnecessary to predict which one is valid in advance.

Instead, we wait for the price to react to one of them, form a low, and then confirm the **entry scenario** by forming a **Single Order Block** with a **shadowed candle**.

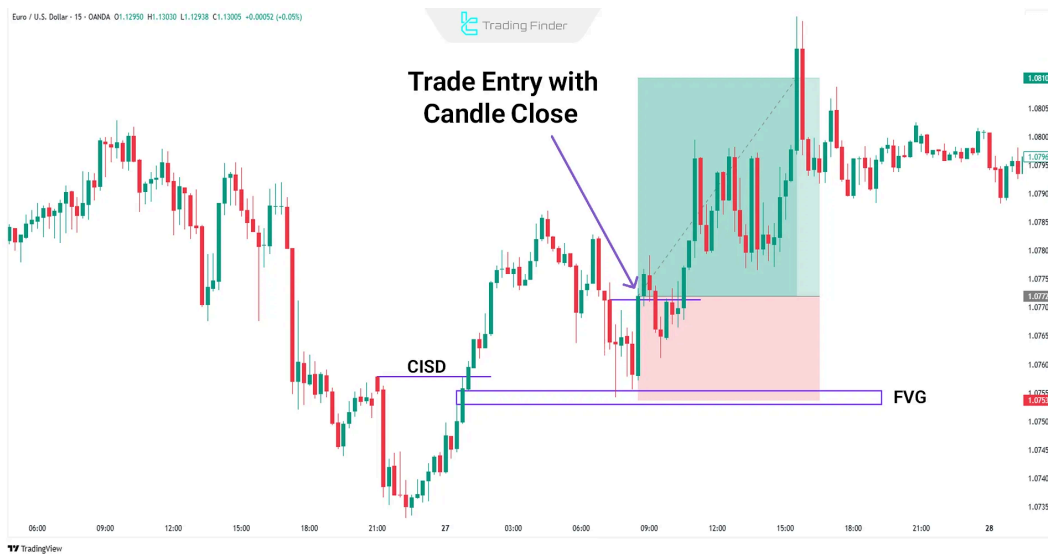


Price reacts by forming a shadowed Order Block to the FVG and moves upward on the 15-minute chart

### #3 Confirmation for Trade Entry

By **Trading with Order Block in Trend Following with ICT**, there are two main confirmations depending on the timing and entry zone:

⚡ At the beginning of a trend, confirmation occurs when **there's a Change in the State of Delivery (CISD)**, a pullback to the Fair Value Gap (FVG) on a **lower time frame**, and a candle closes **above** the **open** of the **initial bearish** candles.



Entry point triggered after candle closes above the opening of the candle that started the corrective move to form a Higher Low

⚡ **Midway** through the **trend**, once the top is **confirmed** and the price **continues upward**, entry is triggered after a candle closes **above** the open of the candle that started the **downward** move during the **correction** and **Fair Value Gap (FVG)** return.



Mid-trend entry after strong reaction to FVG and candle closes above the open of the last bearish candle

## Advantages and Limitations of Trading with Order Block in Trend Following with ICT

Using Order Blocks in the ICT style is a **high-precision tool** for entering trades in the direction of the trend. This approach is more suitable for experienced traders who apply **multi-layered confirmation**. Below are the pros and cons:

Limitations	Advantages

Requires precise synchronization across time frames to confirm structure	Precise entry during trend correction using <b>Order Block (OB)</b> and <b>Fair Value Gap (FVG)</b>
A misidentified OB can quickly trigger stop loss	Small stop loss placed behind OB or FVG with a favorable risk-reward ratio
High mastery of advanced ICT and price behavior required	Full alignment with SMT, CISD, and Break of Structure (BOS)
Misleading in sideways or low-liquidity markets	Effective in lower time frames (M1 to M15) with step-by-step confirmation
Potential misanalysis of liquidity structure across different time frames	Utilizes liquidity draw zones for powerful entries

## Common Mistakes of Trade Using Order Block in Trend Following with ICT

In this mid-trend entry strategy, traders often make errors that result in **failed entries**, **early stop-outs**, or **missed real opportunities**. Common mistakes include:

- ⚡ Misidentifying Single Order Blocks for confirmation;
- ⚡ Focusing solely on OB while ignoring FVG;
- ⚡ Entering without structural confirmation;
- ⚡ Ignoring the higher time frame context;
- ⚡ Overlooking SMT divergence;
- ⚡ Setting a stop loss without technical reasoning.

## Risk Management Parameters for Trading with Order Block in Trend Following

To define **Stop Loss (SL)** and **Take Profit (TP)** levels in this ICT strategy, the following criteria should be considered:

- ⚡ **Stop Loss:** Positioned **behind** the Order Block (OB) or the **low** formed in reaction to the Fair Value Gap (FVG);
- ⚡ **Take Profit:** Set at the **previous structural high** or based on a **1:2 risk-to-reward ratio**.

## Key Notes on Trading with Order Block in Trend Following

Accurate execution of **Trade Using Order Block in Trend Following with ICT** depends on several critical principles:

- ⚡ Mid-trend re-entry is only valid upon receiving **structural confirmation** from the market;
- ⚡ The combined use of **Order Block (OB)** and **Fair Value Gap (FVG)** reduces trade risk;

⚡ Alignment between higher and lower time frames filters false signals and validates price structure across levels;

⚡ Tools like **SMT** and **CISD** are essential in identifying the beginning of new waves;

**Note:** All scenarios mentioned for bullish trend entries apply **in reverse** for **bearish** setups.

## Conclusion

Using structural concepts like **Order Block** and **Fair Value Gap** during a trend allows re-entry even after the **initial price move**, but **only if clear confirmations are received**.

In the **ICT framework**, such entries rely on **price action in lower time frames**, confirmed by **CISD**, **long-wick candles**, and validated high/low structures.

**Multi-timeframe analysis**, correct placement of stop loss, take profit, and deep understanding of price behavior around liquidity areas make this method one of the most **advanced continuation entry strategies** in trading.

## FAQs

When should you use the Order Block in Trend Following with ICT strategy?	∨
When the price reacts to an FVG or OB after a correction and a new trend-aligned structure forms.	
Why are lower time frames important in this strategy?	∨
Because they provide more precise confirmation of entry structure and price behavior.	
What does CISD confirmation mean in ICT?	∨
CISD refers to the closing of a candle that breaks the previous corrective structure, confirming the start of a new move.	
Where is the best place to set the stop loss?	∨
Behind the OB or the high/low formed in reaction to an FVG.	
Where is the best place to make profit from this strategy?	∨
At a 1:2 reward ratio or the previous structural high/low.	
Can this strategy be used in all markets?	∨
Yes, as long as market structure and liquidity are identifiable, it can be used in Forex, crypto, and even stocks.	
What if there are multiple FVGs in a row?	∨
You don't need to choose, wait for a valid price reaction; Then, enter after the structure forms around it.	
What is the main advantage of this type of entry compared to the initial entry?	∨
Lower entry risk, more accurate analysis, and the ability to trade even after the trend has begun.	

Does every FVG reaction lead to a successful entry? ▼

No. Not all FVGs are valid. Entry should only be made after a strong reaction and structural confirmation (e.g., OB with a long-wick candle or lower high).

When should you avoid trading using Order Block in Trend Following with ICT? ▼

If there is no pullback to an FVG after CISD confirmation in small time frames, it's best to stay out and observe.



**5** From 5.0

(1)

Rate this post



**Table Of Content**



How to Trade Using Order Block in Trend Following with ICT ▼

Advantages and Limitations of Trading with Order Block in Trend Following with ICT

Common Mistakes of Trade Using Order Block in Trend Following with ICT

Risk Management Parameters for Trading with Order Block in Trend Following

Key Notes on Trading with Order Block in Trend Following

Conclusion

**Top Posts**



**What is an ICT Order Block and How to Trade It?**

Ram Nisha | Dec 23, 2024

8,525 Views




**Turtle Soup Strategy from ICT Style**









Arjun Mandal | Dec 23, 2024

8,001 Views

**Structure (BOS)** Break of Structure (BOS) on ICT  
 Eda Kaya | Dec 22, 2024 7,974 Views



### Our Social Media

 X(Twitter)	 Telegram
 Mql5	 TradingView
 Facebook	 Instagram
 Youtube	 Tik Tok

### Latest Articles



#### Corrective Waves in Elliott Theory: Zigzag, Triangle, and Combination Patterns

Forex Education

Nino Gogochashvili | Jul 8, 2025

**What Problems Did Bitcoin Solve?**

Double Spending

Centralization



#### What Problems Did Bitcoin Solve? Solution to Double Spending and Centralization

Interesting Financial Articles

Sinan Aydin | Jul 7, 2025

The chart displays price movement with several key annotations: a pink box labeled 'Resistance' at the top, a green box labeled 'Support' below it, a large pink arrow labeled 'Price Reversal' pointing downwards, and a smaller pink arrow labeled 'Pullback' pointing upwards. A purple banner at the bottom left reads 'Price Reversal'. The x-axis shows time intervals from 01:45 to 07:00, and the y-axis shows price levels from 3,080.00 to 3,100.00. The Trading Finder logo is visible at the bottom center of the chart area.

**Reversal Trading in Price Action: Candlestick Confirmation and Divergence**  
Forex Education

Davit Kvaratskhelia | Jul 6, 2025



Complete training in financial markets such as "Forex," "Stock Market," and "Cryptocurrencies" only becomes comprehensive with tested trading tools and strategies. "Trading Finder," with its experience, aids traders and investors in gaining a correct understanding and deep learning. The training programs are designed based on tools for traders of all levels, from "beginner to advanced."

 English (EN) ▼

[About Us](#)

[Our Team](#)

[Advertisement](#)

[Indicators & Oscillators](#)

[Trading Tools](#)

[Contact Us](#)

[Jobs](#)

[Affiliates](#)

[Products](#)

[Trading Tools](#)

[Forex Methodology](#)

[Report a Bug](#)

[Our Scores](#)

[Financial Market Education](#)

**Risk Disclosure:**

Participating in financial markets involves high risk, which can result in the loss of part or all of your investment. There are no

[Show More](#) ✓

**Disclaimer:**

[TradingFinder.com] assumes no responsibility for any potential losses or damages. All decisions are the sole responsibility of

[Show More](#) ✓

**Disclosure of revenues and advertisements:**

The "TradingFinder" platform offers various services, some of which, like introductions, are free, while others, such as our

[Show More](#) ✓

[Privacy Policy](#)

[Risk Warning](#)

[Cookies Policy](#)

[Copyright and Idea Submissions](#)

[Terms and Conditions Agreement](#)

© 2025 TradingFinder, Inc. All rights reserved.