

# AI English Speaking App

Promova

Learn More

TradingFinder > Education > Forex Education > 20 Pips a Day Strategy – ICT-Style Scalping

## 20 Pips a Day Strategy – ICT-Style Scalping

Categories: Forex Education    ICT (Inner Circle Trader) Education    Trading Education

Article Level: Advanced



Writer: Arjun Mandal



Reviewer: Rajesh Sharma



Fact checker: Eda Kaya



Modified: Jun 8, 2025

Comments: 0

Views: 336

8 Min



The **20 Pips a Day ICT Strategy** is one of the methods based on the **ICT style** and **market structure**, aiming to deliver relatively consistent daily profits. This strategy focuses on the **New York** and **Asia** trading sessions.



Using the 20 Pips Strategy in the Asia and New York Sessions

### Introduction to the ICT 20 Pips a Day Strategy

The main goal of the **20 Pips a Day strategy** is to capture at least 20 pips daily from the market. This method leverages **liquidity grabs** and **market structure shifts (MSS)** to take advantage of short-term price moves, especially in lower timeframes.

Unlike predictive strategies, 20 Pips a Day is based on actual price behavior and liquidity dynamics in the market.



## Advantages of the ICT 20 Pips a Day Strategy

Despite its simplicity, the 20 Pips ICT scalping strategy has several features that make it practical for many short-term traders:

- ⚡ **Ease of execution:** Can be implemented using simple tools like 5-minute and 1-minute charts;
- ⚡ **Daily profitability:** When executed correctly, it can yield consistent daily profits;
- ⚡ **Defined risk-to-reward ratio:** Typically maintains at least a 1:1 risk/reward, enhancing money management;
- ⚡ **Smart position management:** Allows traders to hold a portion of the position to gain additional profit if the trend continues.

## How to Use the ICT 20 Pips a Day Strategy?

The strategy is applied during two main sessions: **Asia** and **New York**, as described below:

### Executing ICT 20 Pips a Day in the Asia Session

The **Asia session** implementation occurs between **8:00 PM to 12:00 AM (New York time)**.

Price often moves towards **liquidity zones** left from the New York session during the window. After tapping these zones, we usually see reactions such as **reversals or directional** moves.

### Buy Scenario – Asia Session

To execute long trades in the Asia session:

1. On the **5-minute timeframe**, identify short-term **lows** formed at the end of the New York session;
2. Wait for the price to **briefly break these lows** and grab liquidity (**Liquidity Raid**);
3. On the **1-minute timeframe**, look for signs of **rejection** or a **Market Structure Shift (MSS)**;
4. Once confirmed, enter a **buy position**. Set **stop-loss at 20 Pips below** entry and **take-profit at 20 Pips above**;
5. If the price moves in your favor, you may **leave part of the position open** to capture further gains.



How to execute buy trades using the ICT 20 Pips strategy in the Asia session

## Sell Scenario – Asia Session

To execute short trades:

1. Similar to the buy setup, but this time focus on **short-term highs** formed at the end of the New York session;
2. If price **breaks these highs** and grabs liquidity, switch to the 1-minute chart for further confirmation;
3. Look for signs of **price rejection** or **MSS**;
4. Enter a **sell trade**. Set **stop-loss and take-profit at 20 Pips**



How to execute sell trades using ICT 20 Pips strategy in the Asia session

## Executing ICT 20 Pips a Day in the New York Session

The strategy is applied from the **New York session open until around 10:00 AM (NY time)**.

After the London session sets the **daily high or low**, the **New York session** usually sees a retracement or reversal, offering a prime **scalping opportunity**.

## Buy Scenario – New York Session

Steps for a buy setup:

1. Ensure that the **London session has set the daily low**;
2. On the **5-minute timeframe**, identify **short-term lows** formed after the New York open;
3. If price breaks below these lows and grabs liquidity, drop to the **1-minute chart**;
4. If you see **MSS or price rejection**, enter a **buy trade**. Set **SL and TP to 20 Pips**.



Executing buy trades using ICT 20 Pips strategy in the New York session

## Sell Scenario – New York Session

Steps for a sell setup:

1. Confirm that the **London session has set the daily high**;
2. Identify **short-term highs** formed post-New York open on the 5-minute chart;
3. If price breaks these highs and grabs liquidity, analyze the 1-minute chart;
4. Upon confirming **MSS or rejection**, enter a **sell position** with a **20-pip SL and TP**.



Executing sell trades using ICT 20 Pips strategy in the New York session

## Additional Tips for Success with ICT 20 Pips Strategy

Here are a few tips to increase your win rate while using the ICT 20 Pips a Day strategy:

- ⚡ **Assess overall market condition:** Don't rely solely on setups and always consider broader context like market trend, range vs trend phase, and news impact;
- ⚡ **Use higher timeframes:** Analyzing H1 or H4 helps validate setups and understand market direction;
- ⚡ **Risk management is critical:** Always define your stop-loss and position size to avoid large losses;
- ⚡ **Be disciplined and patient:** Only enter when all conditions are met and don't enter impulsively near key levels without valid signals.

## Conclusion

The **ICT-style 20 Pips a Day strategy** is a structured approach to trading based on **price action and liquidity behavior**. Traders can identify moments such as **Market Structure Shifts (MSS)** and **Liquidity Raids** and enter trades at precise moments.

A key feature of the method is the combination of **lower timeframe analysis** with **higher-level structures** like **daily highs/lows** and **key London / New York zones**.

## FAQs

What is the core concept behind the ICT 20 Pips a Day strategy? ▼

It's based on ICT concepts like **Liquidity Raids** and **Market Structure Shifts (MSS)**, focusing on real price behavior.

Which sessions work best for the ICT 20 Pips strategy? ▼

Primarily, the **Asia** and **New York sessions**, where liquidity movements and price reactions are more apparent.

How are stop-loss and take-profit levels set? ▼

SL and TP are typically **set to 20 pips**, creating a 1:1 risk/reward ratio.

Which timeframes are used? ▼

In the ICT 20 Pips a Day strategy, the **5-minute chart** is used to find liquidity levels, and the **1-minute chart** for entry signals.

Is the ICT 20 Pips a Day strategy suitable for beginners? ▼

Although it seems simple, it requires a good understanding of ICT concepts and price structure.

Is it always profitable? ▼

No strategy guarantees success. Profitability depends on market conditions, discipline, and risk management.

Can profits exceed 20 pips? ▼

If the trend continues, you can leave a portion of the trade open for more profit. However, the initial target is 20 pips.

Why do traders fail with the ICT 20 Pips strategy? ▼

Poor risk management, premature entries, ignoring market structure, and emotional trading are common reasons for the strategy's failure.

Is the ICT 20 Pips a Day strategy applicable to other markets? ▼

It works well in **high-liquidity markets** like **Forex**, some **cryptocurrencies**, and **indices**.



**5** From 5.0

(1)

Rate this post



**Table Of Content**



Introduction to the ICT 20 Pips a Day Strategy

Advantages of the ICT 20 Pips a Day Strategy

How to Use the ICT 20 Pips a Day Strategy? ▼

    Executing ICT 20 Pips a Day in the Asia Session ▼

    Executing ICT 20 Pips a Day in the New York Session ▼

    Buy Scenario – New York Session

Additional Tips for Success with ICT 20 Pips Strategy

Conclusion

### Top Posts



**Turtle Soup Strategy from ICT Style**

Arjun Mandal | Dec 23, 2024

7,884 Views



**What is an ICT Order Block and How to Trade It?**

Ram Nisha | Dec 23, 2024

8,341 Views

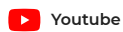


**Break of Structure (BOS) on ICT**

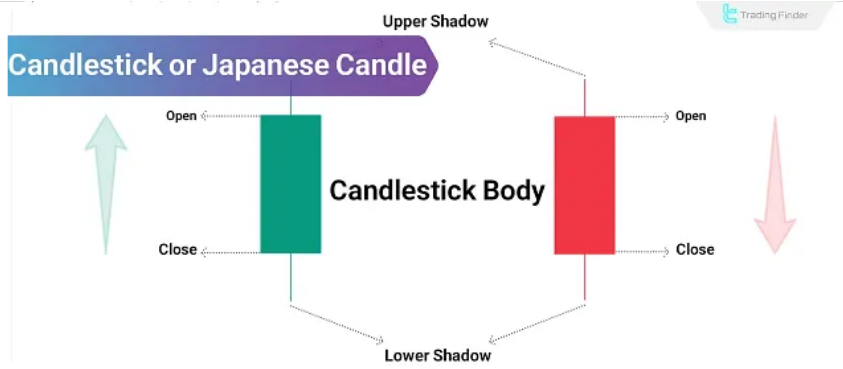
Eda Kaya | Dec 22, 2024

7,846 Views

### Our Social Media



### Latest Articles



Candlestick or Japanese Candlestick Chart: Visual Language of Financial Markets

Forex Education

Davit Kvaratskhelia | Jul 3, 2025



ICT Bread and Butter Buy-Setup – Scalping Strategy in Bullish Bias

Forex Education


Nino Gogochashvili | Jul 3, 2025

Seek and Destroy on Friday

ICT



Complete training in financial markets such as "Forex," "Stock Market," and "Cryptocurrencies" only becomes comprehensive with tested trading tools and strategies. "Trading Finder," with its experience, aids traders and investors in gaining a correct understanding and deep learning. The training programs are designed based on tools for traders of all levels, from "beginner to advanced."

 English (EN)

About Us

Our Team

Advertisement

Indicators & Oscillators

Contact Us

Jobs

Affiliates

Products

Forex Methodology

Report a Bug

Our Scores

Financial Market Education

[Trading Tools](#)[Trading Tools](#)

---

**Risk Disclosure:**

Participating in financial markets involves high risk, which can result in the loss of part or all of your investment. There are no

[Show More](#) **Disclaimer:**

[TradingFinder.com] assumes no responsibility for any potential losses or damages. All decisions are the sole responsibility of

[Show More](#) **Disclosure of revenues and advertisements:**

The "TradingFinder" platform offers various services, some of which, like introductions, are free, while others, such as our

[Show More](#) [Privacy Policy](#)[Risk Warning](#)[Cookies Policy](#)[Copyright and Idea Submissions](#)

© 2025 TradingFinder, Inc. All rights reserved.