

Return to your products

4x4 parts and accessories with free shipping in 4 days

Offroad Express

Open

TradingFinder > Education > Forex Education > New York Trading Session: Peak Volatility in Over...

New York Trading Session: Peak Volatility in Overlap with London

Categories: Forex Education Trading Sessions Education

Article Level: Intermediate



Writer: Nino Gogochashvili



Reviewer: Rajesh Sharma



Fact checker: Sinan Aydin



Modified: Jun 9, 2025

Comments: 0

Views: 426

5 Min

During the **New York session**, liquidity spikes and volatility reaches its peak. This session starts at **8:00 AM local New York time** and continues until **5:00 PM**, coinciding with the return of European traders from their midday break.



How to identify and trade during the London session

Why Is the New York Session Important?

New York is one of the largest financial centers in the world and a major hub for the **Forex Market**. Due to the **high volume of transactions** and the **impact of U.S. economic news**, this session plays a major role in forex trading.

It operates from **8:00 AM to 5:00 PM (New York local time)**. **Key Characteristics of the New York**

Session:

- ⚡ **Early overlap with the London session** increases liquidity and reduces trading costs (lower spreads);
- ⚡ **Market activity declines** during the later hours;
- ⚡ **Many U.S. economic reports** are released in the early part of the session and have a strong market impact;
- ⚡ **Reduced liquidity in the afternoon** as European markets close;
- ⚡ **Lower activity on Fridays**, as many traders' close positions in the second half of the day, often leading to trend reversals.



Increased volatility on the GBP/USD chart during the New York session

Three Phases of the New York Trading Session

The New York session can be broken down into three major phases:

- ⚡ **Morning (8:00 AM – 12:00 PM):** Maximum volatility and trading volume due to overlap with the London session;
- ⚡ **Noon (12:00 PM – 1:00 PM):** Liquidity dips and the market enters a quieter phase;
- ⚡ **Afternoon (1:00 PM – 4:00 PM):** As the NYSE closes at 4:00 PM, many traders close positions and activity drops.

Average Volatility of Currency Pairs in the New York Session

High trading volume results in significant market movement. Here is the **average pip range** for key forex pairs during this session:

Average Volatility (Pips)	Currency Pair
15	USD/CHF
25	EUR/JPY
31	GBP/JPY

19	AUD/JPY
9	EUR/GBP
12	EUR/CHF
16	EUR/USD
20	GBP/USD
23	USD/JPY
13	AUD/USD
12	NZD/USD
17	USD/CAD

Note: These figures are based on historical averages and may vary depending on market conditions.

What Makes the New York Session Unique?

Here are some of its defining characteristics:

- ⚡ **High liquidity in the morning:** Due to the London overlap;
- ⚡ **Impact of economic news:** Most major U.S. reports are released at the session's start;
- ⚡ **Reduced liquidity in the afternoon:** Follows the European market close;
- ⚡ **Lower activity on Fridays:** Many traders close positions, potentially reversing market trends.




A volatile day in the New York session shown on the GBP/USD chart

You May Like :



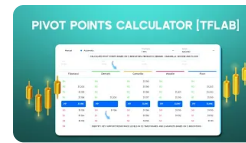
Central Bank Interest Rates Tool [America, Europe, Asia, and...



Forex Pair Correlation Display Tool | +72 Currency Pairs...



Crypto Market Watch Bot [Mini App] for Telegram; Real Time...



Forex Pivot Points Calculator Tool; 150+ Instruments Across 6...

Who Should Trade the New York Session?

This session suits traders seeking **frequent opportunities, high liquidity, and significant volatility**. It's also an ideal time for **news-based trading**.

Which Currency Pairs to Trade During the New York Session?

While most currency pairs are tradable, some are better due to **higher liquidity in Market** and **tighter spreads**. **Recommended pairs to trade in New York session:**

- ⚡ **Major Pairs (Majors):** EUR/USD, GBP/USD, USD/JPY, USD/CHF are known for highest volume and tightest spreads;
- ⚡ **USD-Related Pairs:** These pairs tend to react sharply to U.S. economic data;
- ⚡ **Cross Pairs:** EUR/JPY and GBP/JPY are attractive due to their elevated volatility.

Conclusion

The **New York trading session** is one of the most influential and volatile in the forex market. Overlapping with the **London session**, it plays a critical role in shaping daily market direction. Traders can benefit from high volatility by focusing on **major pairs, USD-based pairs, and volatile cross pairs**.

FAQs

When does the New York trading session start? ▼

The session runs from **8:00 AM to 5:00 PM local New York time**.

Why is the New York session significant? ▼

Because of the **high trade volume** and the **release of key U.S. economic reports**, this session heavily influences forex price movements.

Which pairs are most volatile in the New York session? ▼

Pairs like **EUR/USD, GBP/USD, and USD/JPY** often show elevated volatility due to liquidity and sensitivity to U.S. news.

Does the New York session overlap with others? ▼

Yes. It overlaps with the **London session** in its early hours, leading to **higher liquidity and more market movement**.

When does market activity decline during the New York session? ▼

After European markets close and in the **afternoon hours**, market activity and volatility drop.



4 From 5.0

(3)

Rate this post



Table Of Content



- Why Is the New York Session Important?
- Three Phases of the New York Trading Session
- Average Volatility of Currency Pairs in the New York Session
- What Makes the New York Session Unique?
- Who Should Trade the New York Session?
- Which Currency Pairs to Trade During the New York Session?
- Conclusion

Top Posts



What is an ICT Order Block and How to Trade It?

Ram Nisha | Dec 23, 2024

8,306 Views



Turtle Soup Strategy from ICT Style

Arjun Mandal | Dec 23, 2024

7,870 Views

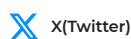








Break of Structure (BOS) on ICT

Eda Kaya | Dec 22, 2024

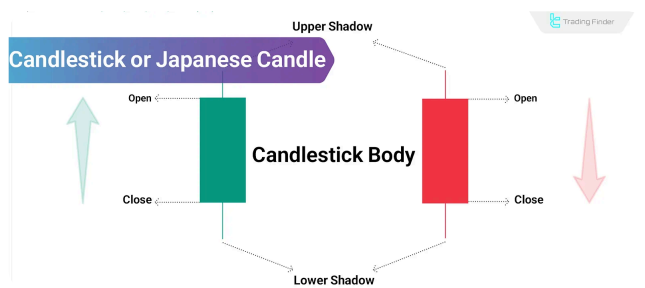
7,824 Views

Our Social Media



 MQ15 Mq15	 TradingView
 Facebook	 Instagram
 Youtube	 Tik Tok

Latest Articles



Candlestick or Japanese Candlestick Chart: Visual Language of Financial Markets

Forex Education

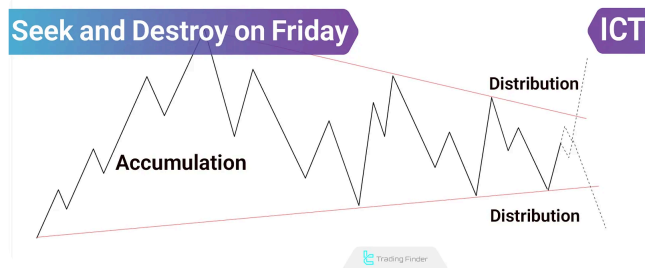
Davit Kvaratskhelia | Jul 3, 2025



ICT Bread and Butter Buy-Setup – Scalping Strategy in Bullish Bias

Forex Education

Nino Gogochashvili | Jul 3, 2025



Friday Seek and Destroy Strategy in ICT: Accumulation and Distribution Explained

Forex Education

Davit Kvaratskhelia | Jul 2, 2025



Complete training in financial markets such as "Forex," "Stock Market," and "Cryptocurrencies" only becomes comprehensive with tested trading tools and strategies. "Trading Finder," with its experience, aids traders and investors in gaining a correct understanding and deep learning. The training programs are designed based on tools for traders of all levels, from "beginner to advanced."



English (EN) [dropdown arrow]

About Us

Contact Us

Forex Methodology

Our Team

Jobs

Report a Bug

Advertisement

Affiliates

Our Scores

Indicators & Oscillators

Products

Financial Market Education

Trading Tools

Trading Tools

Risk Disclosure:

Participating in financial markets involves high risk, which can result in the loss of part or all of your investment. There are no

[Show More](#) [dropdown arrow]

Disclaimer:

[TradingFinder.com] assumes no responsibility for any potential losses or damages. All decisions are the sole responsibility of

[Show More](#) [dropdown arrow]

Disclosure of revenues and advertisements:

The "TradingFinder" platform offers various services, some of which, like introductions, are free, while others, such as our

[Show More](#) [dropdown arrow]

[Privacy Policy](#)

[Risk Warning](#)

[Cookies Policy](#)

[Copyright and Idea Submissions](#)

© 2025 TradingFinder, Inc. All rights reserved.