

TradingFinder > Education > Forex Education > Margin Level in Forex: Usage and Calculation

Margin Level in Forex: Usage and Calculation

Categories: [Forex Education](#) [Financial Glossary](#)

Article Level: [Elementry](#) 



Writer:
Nino Gogochashvili




Reviewer:
Davit Kvaratskhelia




Fact checker:
Rajesh Sharma



Modified: Apr 15, 2025

 Comments: 0

 Views: 174

 6 Min



Capital management and risk control are fundamental pillars of trader success in financial markets. One key tool in this area is **the Margin Level**, which indicates the amount of available capital for entering new trades.

A proper understanding of **Margin Level** helps prevent **margin calls** and stop outs and enables traders to optimize their risk management strategies.



The ratio of equity to used margin is margin level

The Margin Level represents the ratio of **Equity** to **Used Margin**, expressed as a **percentage**. This indicator is crucial in controlling a trader's ability to open **new positions** and is considered a fundamental tool in **risk management**.

An increasing margin level indicates greater **liquidity** and the possibility of opening new trades, while a decreasing margin level indicates higher risk and a potential margin call or, ultimately, a stopout by the broker.

Professional traders continuously monitor **the Margin Level** to avoid critical scenarios and adjust their trading strategies based on fluctuations.

Margin Level Calculation Formula

Trading platforms automatically display the **Margin Level**, a key metric for assessing available liquidity to enter new trades.

⚡ **Margin Level Formula:** $\text{Margin Level} = 100\% \times (\text{Equity} / \text{Used Margin})$

If there are no open trades, the margin level equals **zero**; Also an increasing margin level indicates **more free margin** to enter new trades.

Example 1 – Margin Level Calculation: Long Position on EUR/USD

Suppose your account balance is \$2,000, and you want to open a **buy position of 1 mini lot** on **EUR/USD**. **Step-by-step calculation:**

1. **Required Margin Calculation:** If the required margin is 5%, the used margin is:

- ⚡ Trade Value × Margin Percentage = Required Margin
- ⚡ $10,000 \times 0.05 = \$500$

2. **Equity Calculation**

- ⚡ Account Balance + Floating P/L = Equity
- ⚡ $\$2,000 + \$0 = \$2,000$

3. **Margin Level Calculation**

- ⚡ $\text{Margin Level} = (\text{Equity} / \text{Used Margin}) \times 100\%$
- ⚡ $\text{Margin Level} = (2000 / 500) \times 100\% = 400\%$

A **margin level above 100%** allows the trader to open new positions in the forex market.



How to calculate margin level in an EUR/USD long trade

Example 2 – Margin Level Calculation: Losing Trade on EUR/USD

Suppose in the previous example that your account incurs a \$100 floating loss after opening the position.

1. **Required Margin Calculation:** If 5% is defined as the required minimum margin, the **used margin** will be equal to:

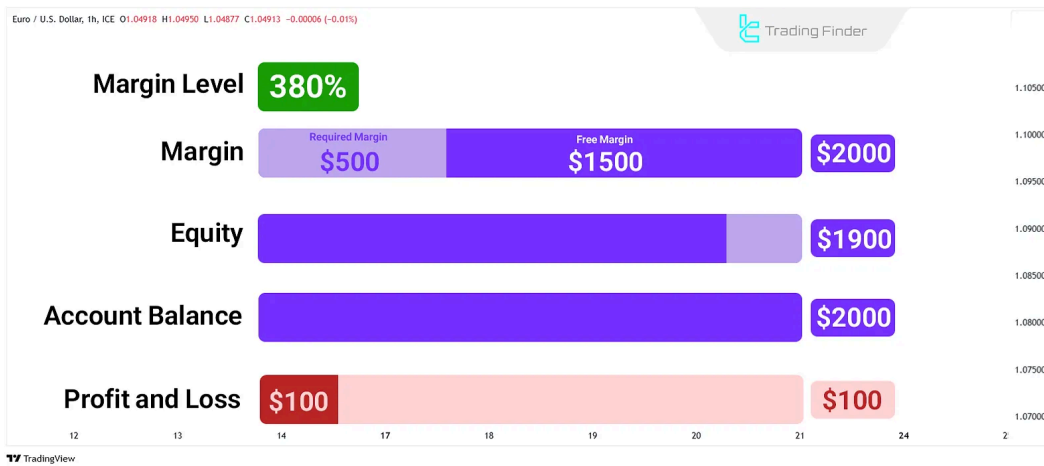
- ⚡ Trade Value × Margin Percentage = Required Margin
- ⚡ 10,000 × 0.05 = \$500

2. **Equity Calculation**

- ⚡ Account Balance + Floating P/L = Equity
- ⚡ \$2,000 - \$100 = \$1,900

3. **Margin Level Calculation:**

- ⚡ Margin Level = (Equity / Used Margin) × 100%
- ⚡ Margin Level = (1900 / 500) × 100% = 380%



How to calculate margin level on EUR/USD with a floating loss

Margin Call and Stop Out Based on Margin Level

A **Margin Call** occurs when **the Margin Level** drops to **100%**. In this condition, the trader **cannot** open new trades and must either close some open positions or deposit more funds to continue trading.

If the margin level falls to a **critical threshold** (usually **50% or less**), the broker **automatically closes** some trades to rebalance the margin level—a process known as **Stop-out**.



Conditions for margin call and stop out in Forex based on margin level

Example:

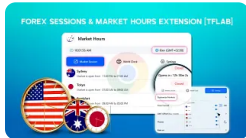
Suppose that the **Equity** is **\$400** and **Used Margin** is **\$400**, then:

$$\text{Margin Level} = (400 / 400) \times 100\% = 100\%$$

In this case, the broker will block new trades. If floating loss increases and **Equity** drops to **\$200**:

$$\text{Margin Level} = (200 / 400) \times 100\% = 50\%$$

At this level, the broker begins closing positions — **Stop Out is triggered**.

You May Like :

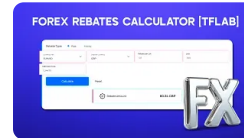
Forex Sessions &
Market Hours
Extension-TFLab [AI-...



Live Forex Heat Map
Tool [Highest Growth
and Drop in 9...



Forex Economic
Calendar Bot [Mini
App] [+21 Countries] -...



Forex Rebate
Calculator Tool - Forex
Cashback Calculatio...

Conclusion

The Margin Level in Forex is a **key metric** for capital risk management and guides traders in making smart trading decisions.

A margin level **above 100%** indicates flexibility to enter new trades.

A level at **100%** means a **margin call**, where the trader can no longer open new positions.

A stop-out occurs if the margin level hits **50% or less**, and the broker closes positions automatically.

Continuous monitoring of margin level and understanding its changes are essential to **avoiding major losses** and improving **trading effectiveness** in the forex market.

FAQs

What is the Margin Level?



Margin Level is the ratio of **Equity** to **Used Margin**, displayed as a percentage. It shows how much liquidity is available to open new trades.

Why is Margin Level Important in Forex? ∨

It shows available capital for trading and helps in risk management. Falling below 100% can trigger a **margin call** and possibly a **stop out**.

How can I increase my margin level? ∨

By increasing account equity, reducing trade size, and closing high-risk positions.

Do all brokers have the same margin level rules? ∨

No, each broker may define different thresholds for margin calls and stopouts.



5 From 5.0

(1)

Rate this post



Table Of Content ×

Margin Level Calculation Formula ∨

Margin Call and Stop Out Based on Margin Level

Conclusion

Top Posts



Turtle Soup Strategy from ICT Style

Arjun Mandal | Dec 23, 2024

7,813 Views



What is an ICT Order Block and How to Trade It?

Ram Nisha | Dec 23, 2024

8,249 Views

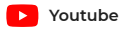
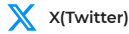


Break of Structure (BOS) on ICT

Eda Kaya | Dec 22, 2024

7,781 Views

Our Social Media



Latest Articles



Exponential Moving Average (EMA): Heavier Weight on Recent Data

Forex Education

Davit Kvaratskhelia | Jul 1, 2025



RTM Diamond Pattern; Reversal Formation at Primary Market Highs and Lows

Forex Education

Davit Kvaratskhelia | Jul 1, 2025



Introducing the Best AI Trading Bots; Trade Ideas, Tickeron, and Pionex

Interesting Financial Articles

Nino Gogochashvili | Jun 29, 2025



Complete training in financial markets such as "Forex," "Stock Market," and "Cryptocurrencies" only becomes comprehensive with tested trading tools and strategies. "Trading Finder," with its experience, aids traders and investors in gaining a correct understanding and deep learning. The training programs are designed based on tools for traders of all levels, from "beginner to advanced."



 English (EN) 

[About Us](#)

[Our Team](#)

[Advertisement](#)

[Indicators & Oscillators](#)

[Trading Tools](#)

[Contact Us](#)

[Jobs](#)

[Affiliates](#)

[Products](#)

[Trading Tools](#)

[Forex Methodology](#)

[Report a Bug](#)

[Our Scores](#)

[Financial Market Education](#)

Risk Disclosure:

Participating in financial markets involves high risk, which can result in the loss of part or all of your investment. There are no

[Show More](#) ▾

Disclaimer:

[TradingFinder.com] assumes no responsibility for any potential losses or damages. All decisions are the sole responsibility of

[Show More](#) ▾

Disclosure of revenues and advertisements:

The "TradingFinder" platform offers various services, some of which, like introductions, are free, while others, such as our

[Show More](#) ▾

[Privacy Policy](#)

[Risk Warning](#)

[Cookies Policy](#)

[Copyright and Idea Submissions](#)

[Terms and Conditions Agreement](#)