

Scale Your PBX on Demand

Empower telecoms with a robust Cloud PBX system for seamless client connectivity.



TradingFinder > Education > Forex Education > Market Structure Shift (MSS) in ICT: Integration ...

Market Structure Shift (MSS) in ICT: Integration with FVG and Liquidity Pool

Categories: Forex Education ICT (Inner Circle Trader) Education

Article Level: Intermediate



Writer: Nino Gogochashvili



Reviewer: Davit Kvaratskhelia



Fact checker: Ram Nisha



Modified: Jun 11, 2025

Comments: 0

Views: 516

8 Min

The **Market Structure Shift (MSS)** in **ICT style** signifies initial **price movements** that can lead to a **trend reversal** or a **change in market direction**.

This concept is often associated with a **sudden break of key levels** and an **aggressive price displacement move**, which plays a crucial role in different trading setups.



Market Structure Shift often leads to short-term trend changes

Introduction to Market Structure Shift (MSS) in ICT

In various market trends, the formation of MSS often results in the **halt of the current trend, price direction change**, and the establishment of a **new short-term trend**. In some cases, this event serves as an early indication of a long-term trend reversal.

Importance of Understanding Market Structure Shift (MSS)

Correct identification of this concept enables traders to determine **optimal entry points** to capitalize on the new trend. **Applications of MSS in technical analysis:**

- ⚡ Early detection of trend reversals
- ⚡ Optimized entry points and **stop-loss** placement
- ⚡ Connection with major market liquidity to prevent stop hunts
- ⚡ Integration with other trading setups

Key Features of MSS

To correctly identify Market Structure Shift, traders should recognize its core features:

- ⚡ Break of the **last swing high** or **last swing low** abruptly
- ⚡ Accompanied by an aggressive price **displacement move**
- ⚡ Typically occurs after **liquidity grabs** or **stop hunts**

Signs of Market Structure Shift (MSS) Formation

MSS in ICT occurs when the **last swing high** or **last swing low** is **broken**, coupled with an aggressive price displacement move.

Swing High

A **Swing High** is a point where the price halts after an upward movement and begins to decline. It typically represents a **temporary resistance level** at the peak of an uptrend.

Swing Low

A **Swing Low** is a point where the price stops declining and starts to rise. It often marks a **temporary support level** at the **bottom** of a **downtrend**.

Displacement Move

A **Displacement Move** refers to a **sudden and forceful price shift**. In the **ICT style**, this move signifies the **inflow of significant liquidity into the market**.

One of the primary **confirmation signals for MSS** is the **break of the last key swing high or low via a strong displacement move**.



In Market Structure Shift, the last support level is broken with an aggressive price move

Trading Guide Based on Market Structure Shift (MSS)

Trading with MSS consists of three main steps:

#1 Determining ICT Daily Bias

By analyzing the **Daily (D1) and H4 timeframes**, swing highs, swing lows, and liquidity points, traders can identify the **daily bias**.

#2 Identifying MSS in Lower Timeframes (M5, M15)

The **identification of MSS differs between bullish and bearish trends**, which can be observed in the **MSS completion zones**:

⚡ **Bullish Trend:** MSS is confirmed when a **Swing Low is broken** with an **aggressive displacement move**;



Market Structure Shift is confirmed by breaking swing lows with a displacement move

⚡ **Bearish Trend:** MSS is confirmed when a **Swing High is broken** with an **aggressive displacement move**;




Market Structure Shift is confirmed by breaking swing high with a displacement move

#3 Confirmation for Trade Entry

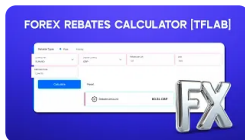
Trade entry confirmations based on MSS can be derived from three key methods:

- ⚡ Entry after testing the last valid **Order Block** post-MSS
- ⚡ Entry after filling the **Fair Value Gap (FVG)**
- ⚡ Entry after confirmation of a **Liquidity Grab**

You May Like :



Connecting TradingView to Telegram Channel -...



Forex Rebate Calculator Tool - Forex Cashback Calculatio...



Central Bank Interest Rates Tool [America, Europe, Asia, and...



Cryptocurrency Converter | Exchange Rate Calculator for 50...

Comparison of MSS with Regular Trend Reversals

A trend reversal typically occurs when the pattern of **higher highs and higher lows** (HH & HL) in an uptrend—or lower highs and lower lows (LH & LL) in a downtrend—gradually shifts, signaling the start of a new trend.

However, **MSS occurs suddenly and is accompanied by a strong displacement move**, often signaling liquidity manipulation. The table below compares MSS and traditional trend changes:

Parameter	Market Structure Shift (MSS)	Regular Trend Change
Speed of Change	Sudden and aggressive	Gradual with price corrections
Break of Range	Breaks Swing Low or Swing High	Gradual shift in price structure

Main Characteristic	Accompanied by aggressive displacement	Occurs gradually with pullbacks
Liquidity and Market Manipulation	Often follows liquidity grabs and stop hunts	Primarily due to supply and demand imbalances
Preferred Timeframes	Lower timeframes (LTF)	Higher timeframes (HTF)
Trading Style	Short-term trades	Mid-term trades

Combining MSS with Other ICT Concepts

One of the key advantages of MSS is its flexibility in integrating with other ICT concepts.

Using MSS with Liquidity Pools

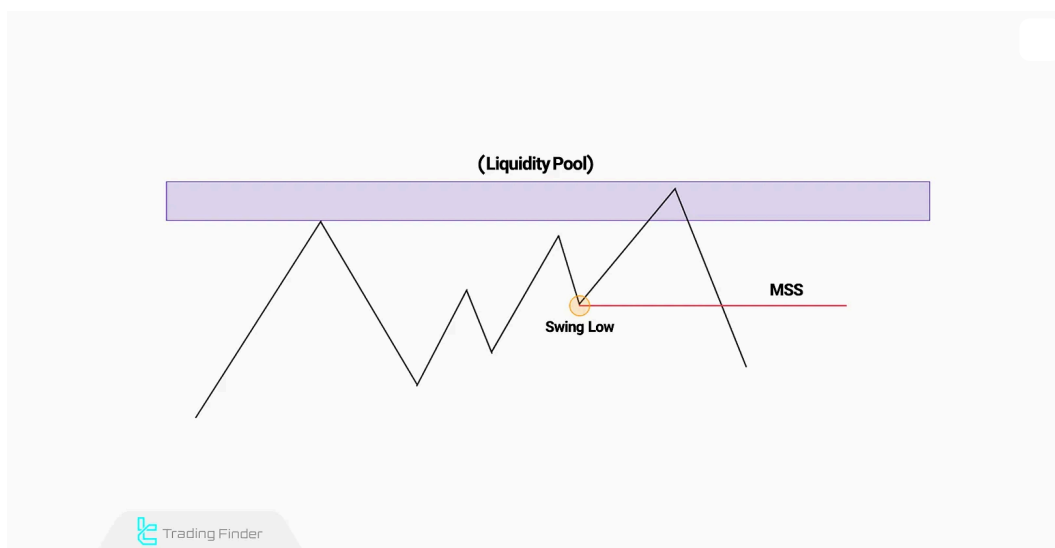
Liquidity Pools are areas in the market where many stop-loss orders and pending orders accumulate, providing significant liquidity.

When price **absorbs liquidity from a liquidity pool**, the validity of MSS increases.

Example of Integrating MSS with Liquidity Pools

For instance, sellers place their **stop-loss orders above swing highs** in a bullish trend, creating a **liquidity pool**. When the price **enters the liquidity pool**, activating pending orders, liquidity is injected into the market.

After accumulating sufficient liquidity, the price breaks the last valid low, confirming MSS.



If price enters a liquidity pool before an MSS, the shift gains more validity

Combining MSS with Fair Value Gaps (FVG)

A **Fair Value Gap (FVG)** is a gap that forms between the first and third candlesticks in a sequence of three, with a noticeable space between the close of the first candle and the open of the third.

When a Market Structure Shift (MSS) occurs after the break of a swing high or low, it may be followed by the formation of a Fair Value Gap (FVG), providing further confirmation of the trend shift.

Example of MSS & FVG Integration

When **MSS forms within an uptrend along with an FVG**, the price will likely **retrace into the FVG zone** before continuing the new trend. Placing an entry order within the **FVG zone** provides an optimal **trade entry point**.



A Market Structure Shift combined with an FVG provides an optimal entry point for trades

Conclusion

The **Market Structure Shift (MSS)** is a key concept in **ICT trading methodology**. It represents a **sudden shift in market direction**.

This shift occurs when **a swing low or swing high is broken with an aggressive price displacement move**, often signaling **liquidity manipulation** and **potential trend reversals**.

FAQs

- What is MSS in ICT trading? ▼
- MSS represents the **sudden break of key price levels** with an aggressive move, leading to short-term or long-term trend shifts.
- How does MSS differ from regular trend reversals? ▼
- MSS happens **suddenly with strong displacement**, while traditional trend reversals occur **gradually with corrections**.
- What is the role of displacement moves in MSS? ▼
- Displacement moves** confirm **strong liquidity flow**, validating MSS and offering **optimal trade entries**.
- What factors increase MSS validity? ▼
- Combining MSS with **liquidity pools, displacement moves, and FVGs** enhances reliability.
- Can MSS be used in Forex, Stocks, and Crypto? ▼
- Yes, MSS is applicable across **all liquid financial markets**.

What strategies enhance MSS trading? ▼

Combining MSS with liquidity grabs, order blocks, and fair value gaps improves trade accuracy.

Table Of Content ✕

Introduction to Market Structure Shift (MSS) in ICT ▼

Signs of Market Structure Shift (MSS) Formation ▼

Comparison of MSS with Regular Trend Reversals

Combining MSS with Other ICT Concepts ▼

Example of Integrating MSS with Liquidity Pools ▼

Example of MSS & FVG Integration

Conclusion

rate this post



Top Posts



What is an ICT Order Block and How to Trade It?

Ram Nisha | Dec 23, 2024



8,170 Views



Break of Structure (BOS) on ICT

Eda Kaya | Dec 22, 2024

7,718 Views

0 Comment

[Write a comment](#)

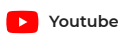
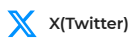


Turtle Soup Strategy from ICT Style

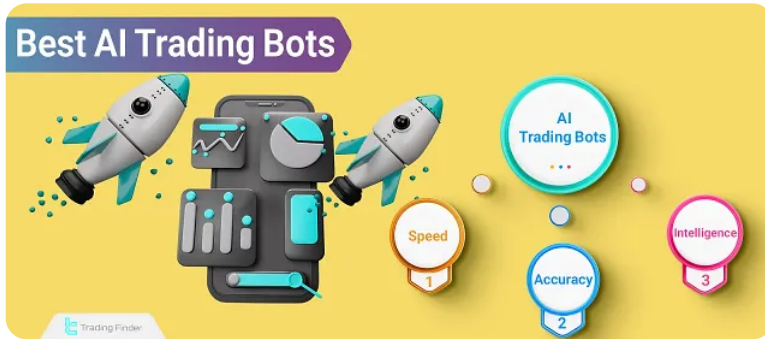
Arjun Mandal | Dec 23, 2024

7,749 Views

Our Social Media



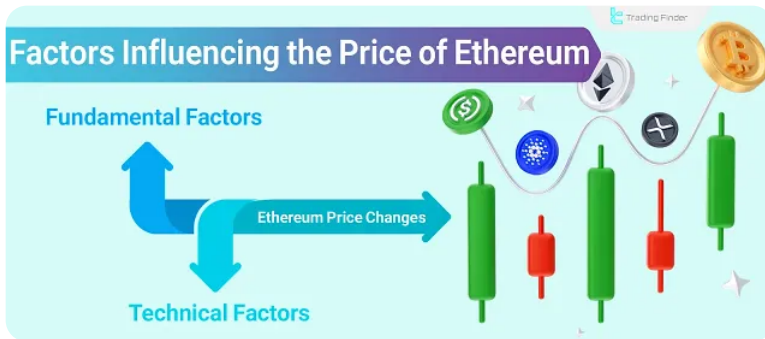
Latest Articles



Introducing the Best AI Trading Bots; Trade Ideas, Tickeron, and Pionex

Interesting Financial Articles

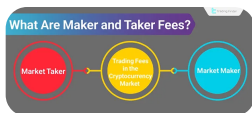
Nino Gogochashvili | Jun 29, 2025



Factors Impacting Ethereum Price: News, Global Economy, and Trading Volume

Interesting Financial Articles

Rajesh Sharma | Jun 28, 2025



What Are Maker and Taker Fees? Delayed vs. Instant Orders

Forex Education

Davit Kvaratskhelia | Jun 27, 2025



Complete training in financial markets such as "Forex," "Stock Market," and "Cryptocurrencies" only becomes comprehensive with tested trading tools and strategies. "Trading Finder," with its experience, aids traders and investors in gaining a correct understanding and deep learning. The training programs are designed based on tools for traders of all levels, from "beginner to advanced."


English (EN)
▼

[About Us](#)

[Our Team](#)

[Advertisement](#)

[Indicators & Oscillators](#)

[Trading Tools](#)

[Contact Us](#)

[Jobs](#)

[Affiliates](#)

[Products](#)

[Trading Tools](#)

[Forex Methodology](#)

[Report a Bug](#)

[Our Scores](#)

[Financial Market Education](#)

Scale Your PBX on Demand

Empower telecoms with a robust Cloud PBX system for seamless client connectivity.



Risk Disclosure:

Participating in financial markets involves high risk, which can result in the loss of part or all of your investment. There are no

[Show More](#) ▼

Disclaimer:

[TradingFinder.com] assumes no responsibility for any potential losses or damages. All decisions are the sole responsibility of

[Show More](#) ▼

Disclosure of revenues and advertisements:

The "TradingFinder" platform offers various services, some of which, like introductions, are free, while others, such as our

[Show More](#) ▼

Scale Your PBX on Demand

Empower telecoms with a robust Cloud PBX system for seamless client connectivity.



[Privacy Policy](#)

[Risk Warning](#)

[Cookies Policy](#)

[Copyright and Idea Submissions](#)

[Terms and Conditions Agreement](#)

© 2025 TradingFinder, Inc. All rights reserved.