



Tamron Sale

Customer Service With A Family Touch, Knowledgeable Staff.

Abe's of Maine

Shop ↑

TradingFinder > Education > Forex Education > Inducement After Break of Structure (BOS) in ICT and ...

Inducement After Break of Structure (BOS) in ICT and SMC Styles

Categories: [Forex Education](#) [ICT \(Inner Circle Trader\) Education](#) [Smart Money Education](#)

Article Level: **Advanced**



Writer:
Ram Nisha



Reviewer:
Davit Kvaratskhelia



Fact checker:
Rajesh Sharma

Modified: May 12, 2025

Comments: 0

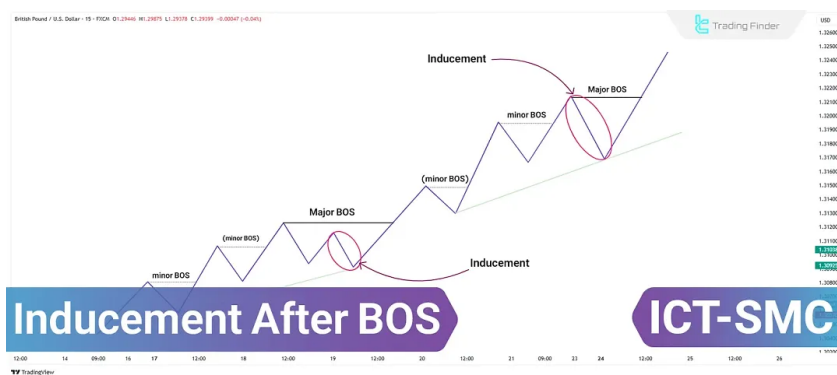
Views: 456

6 Min

Inducement or Deception (IMD) refers to conditions where smart money and large market players **manipulate** the market to lure **retail traders** in the opposite direction.

The manipulation creates a false impression of price movements, leading traders to enter **against** the future trend, ultimately **resulting** in losses.

Inducement refers to areas where liquidity from retail stop-loss orders is hunted. One such area forms after a **Break of Structure** (BOS), mainly if no price pullback occurs before the break. The targeted area is known as the **Liquidity Inducement Zone** in such cases.



How Liquidity Inducement is created after Break of Structure in ICT and SMC

What is Liquidity Inducement After Break of Structure (BOS)?

A **Break of Structure** (BOS) occurs when price breaks key levels. Sometimes, after this break, the price continues its movement **without a pullback** or collecting the initial inducement liquidity.

In such scenarios, if a trader waits for the initial **inducement** liquidity to be collected, they may miss the trading opportunity. Therefore, it is better to wait for the price to create a new **inducement liquidity**

#4 Application in Bullish Movements

New inducements can be found at each stage of the price's **upward movement**, even if the previous **inducement** liquidity has not been collected.

Liquidity Inducement After BOS in a Bearish Market

In a **bearish market**, new liquidity **inducement after a Break of Structure (BOS)** refers to an area where the price continues **downward** without an **initial pullback**.



Liquidity Inducement after Break of Structure (Inducement After BOS) in a bearish market

To identify liquidity inducement after a **Break of Structure (BOS)** in a **bearish** market, follow these steps:

#1 Bearish Market Structure

In a bearish trend, the market typically forms **lower highs and lower lows**. When the price breaks the previous low, it is called a **Break of Structure (BOS)**. A valid **pullback** before this break is considered an **Inducement Zone**.

#2 Price Failing to Collect Inducement in a Bearish Trend

If the price continues downward without collecting the initial inducement liquidity, wait for a **Minor Break of Structure (Minor BOS)** to identify a new inducement zone.

#3 Identifying Bearish Inducement

- ⚡ During a minor BOS, the **highest high** and lowest low in the bearish leg are identified;
- ⚡ Then, a valid pullback within this bearish leg is found, which will act as the **Inducement Level**.

#4 Application in Bearish Movements


At each stage of the price's **downward movement**, new inducements can be found, even if the previous **inducement liquidity** has not been collected.

Conclusion

Liquidity **Inducement** after a **Break of Structure (BOS)** is a key concept in **ICT style** and **Smart Money**, used by traders to identify entry and exit points.

Smart Money **misleads retail traders to trigger stop orders and create liquidity**, ensuring the market follows its main trend. This is reinforced by **false breakouts and Judas Swings**.

FAQs

What is Liquidity Inducement, and how is it identified in the market? 

What is the difference between Liquidity Inducement in Bullish and Bearish Markets? 

How can new Liquidity Inducement be identified after a Break of Structure?

 5 From 5.0

(1)

Rate this post




0 Comment

[Write a comment](#)

Table Of Content



What is Liquidity Inducement After Break of Structure (BOS)?

Conclusion

Top Posts



Break of Structure (BOS) on ICT

Eda Kaya | Dec 22, 2024

7,679 Views



What is an ICT Order Block and How to Trade It?

Ram Nisha | Dec 23, 2024

8,108 Views




Turtle Soup Strategy from ICT Style

Arjun Mandal | Dec 23, 2024


7,698 Views


Our Social Media

 X(Twitter)

 Telegram

 Mql5

 TradingView



Latest Articles



What Are Maker and Taker Fees? Delayed vs. Instant Orders

Forex Education

Davit Kvaratskhelia | Jun 27, 2025



ICT Bread and Butter Sell-Setup – Scalping Strategy Within Bearish Daily Bias

Forex Education

Eda Kaya | Jun 26, 2025



Types of Price Gaps in Technical Analysis [Breakaway, Continuation, Exhaustion]

Forex Education

Ram Nisha | Jun 25, 2025

Complete training in financial markets such as "Forex," "Stock Market," and "Cryptocurrencies" only becomes comprehensive with tested trading tools and strategies. "Trading Finder," with its experience, aids traders and investors in gaining a correct understanding and deep learning. The training programs are designed based on tools for traders of all levels, from "beginner to advanced."




English (EN)
▼

About Us

Our Team

Advertisement

Indicators & Oscillators

Trading Tools

Contact Us

Jobs

Affiliates

Products

Trading Tools

Forex Methodology

Report a Bug

Our Scores

Financial Market Education

Risk Disclosure:

Participating in financial markets involves high risk, which can result in the loss of part or all of your investment. There are no guarantees or

[Show More](#) ▼

Disclaimer:

[TradingFinder.com] assumes no responsibility for any potential losses or damages. All decisions are the sole responsibility of the individual.

[Show More](#) ▼

Disclosure of revenues and advertisements:

The "TradingFinder" platform offers various services, some of which, like introductions, are free, while others, such as our specialized services,

[Show More](#) ▼

[Privacy Policy](#)

[Risk Warning](#)

[Cookies Policy](#)

[Copyright and Idea Submissions](#)

[Terms and Conditions Agreement](#)

© 2025 TradingFinder, Inc. All rights reserved.