

فكرتك اسم نطاق

نلاين مع امتداد اسم نطاق فريد من نوعه



GoDaddy™

TradingFinder > Education > Forex Education > How to Identify Daily Bias Using Internal (IRL) & ...

How to Identify Daily Bias Using Internal (IRL) & External (ERL) Liquidity

Categories: Forex Education ICT (Inner Circle Trader) Education

Article Level: Intermediate 📊



Writer: Nino Gogochashvili



Reviewer: Arjun Mandal



Fact checker: Rajesh Sharma



Modified: May 18, 2025

Comments: 0

Views: 346

6 Min



Recognizing "**Daily Bias**" using the concepts of **Internal Range Liquidity (IRL)** and **External Range Liquidity (ERL)** is essential for determining the general price movement direction in a trading day.

Based on analyzing key **liquidity zones** and **algorithmic market behavior**, these concepts provide a framework for predicting price movements.

Price action in the **ICT trading model** constantly oscillates between external and internal liquidity levels.



Identifying Daily Bias Using Internal and External Liquidity

What is Daily Bias?

Daily Bias refers to predicting the predominant price direction throughout a **trading day**.

The concept begins by analyzing higher timeframes, such as **weekly** and **daily**, and then drills down into lower timeframes using **internal and external liquidity** principles.

Earn \$28 - \$65 an Hour

Earn Up to \$3,000 by Copying and Pasting Tasks

Id

How to identify Daily Bias

Follow the steps below to identify Daily Bias:



#1 Analyzing Higher Timeframes

To identify daily bias with IRL and ERL, start by examining the **weekly and daily** timeframes.

In this phase, old highs and old lows should be marked as **external range liquidity (ERL)**. These levels indicate areas that the market tends to move towards.

Earn \$28 - \$65 an Hour

Earn Up to \$3,000 by Copying and Pasting Tasks

Ac

in






Determining price movement in the EUR/USD pair on the weekly timeframe to recognize daily bias using IRL & ERL

#2 Identifying the Market's Dominant Trend

The overall market trend should be determined once key levels like **support and resistance** are identified on **higher** timeframes.

The trend can be **bullish, bearish, or neutral**. This analysis considers displacement moves (signaling liquidity grabs) and **market structure shifts** (MSS).



Tr
br



Determining price movement after liquidity collection and market structure shift in identifying daily bias using internal and external liquidity

#3 Identifying Internal and External Liquidity

To identify daily bias with IRL and ERL, focus on areas likely to attract **price movement**.

Internal liquidity (IRL) is often found within **Fair Value Gaps (FVGs)** and **imbalance zones**. These areas indicate points where the market tends to fill gaps.

O
m
Tc



Determining internal liquidity (FVG) and external liquidity (old highs and lows) for recognizing daily bias with IRL & ERL

#4 Analyzing Recent Price Action

After determining key areas, recent price action should be reviewed in the **daily** timeframe.

If the price has recently collected **external liquidity (ERL)**, its next target is typically an **internal liquidity (IRL)** zone.

Conversely, if the market moves away from an **FVG**, it is likely to head towards previous highs or lows.

#5 Confirming Bias Using Lower Timeframes

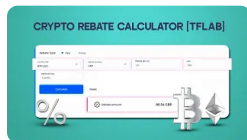
Once daily bias is identified using IRL and ERL, lower timeframes (such as 1-hour and 4-hour) should be analyzed.

Look for signs like **market structure shifts (MSS)** or **displacement moves** in the direction of the daily bias. These confirmations enable traders to enter trades with higher confidence.



Determining price movement using internal and external liquidity to recognize daily bias, where price movement order is visible

You May Like :




Crypto Rebate
Calculator tool -
Crypto Trading...



Stock Market Hours
Tool [120+ Markets]



Central Bank Interest
Rates Tool [America,
Europe, Asia, and...



Connecting
TradingView to
Telegram Channel -...

Key Points in Identifying Daily Bias with Internal and External Liquidity

To accurately use the concepts of identifying Daily Bias with IRL and ERL, pay attention to the following points:

- ⚡ **Internal liquidity (IRL)** is typically observed as **Fair Value Gaps (FVGs)**;
- ⚡ **External liquidity (ERL)** consists of old highs and lows where significant order accumulation occurs;
- ⚡ Analyzing recent **price action** is crucial for better understanding future movements;
- ⚡ Utilizing **lower timeframes** helps pinpoint precise entry and exit points.

Conclusion

Higher timeframes serve as the foundation for **daily bias identification**. **Weekly and daily charts** provide critical reference points for external liquidity grabs, while lower timeframes refine entry points.

Without this **top-down Analysis**, traders risk misinterpreting short-term fluctuations.

FAQs

How is daily bias determined in financial markets? ∨

Daily bias is identified by analyzing higher timeframes such as weekly and daily. In this process, old highs and lows are considered key external liquidity levels, while imbalance zones act as internal liquidity. ∨

Internal liquidity refers to areas containing Fair Value Gaps and price imbalances, while external liquidity encompasses previous highs and lows where significant orders are concentrated. ∨

Fair Value Gaps (FVGs) and imbalance zones are attraction points for price movement toward internal liquidity. ∨

How can external liquidity zones be identified on a chart? ∨

External liquidity is typically found at previous highs and lows. These levels attract price movement to stop order accumulation. ∨

What role do lower timeframes play in confirming daily bias? ∨

Lower timeframes such as 1-hour and 4-hour provide structural changes and displacement moves that confirm daily bias.



5 From 5.0

(1)

Rate this post



Table Of Content ✕

What is Daily Bias?

How to Identify Daily Bias ∨

Key Points in Identifying Daily Bias with Internal and External Liquidity

Conclusion

0 Comment

[Write a comment](#)

Top Posts



What is an ICT Order Block and How to Trade It?

Ram Nisha | Dec 23, 2024

8,108 Views



Break of Structure (BOS) on ICT

Eda Kaya | Dec 22, 2024

7,678 Views

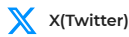


Turtle Soup Strategy from ICT Style

Arjun Mandal | Dec 23, 2024

7,697 Views

Our Social Media



X(Twitter)



Telegram



Mql5



TradingView



Facebook



Instagram



Youtube



Tik Tok

Latest Articles



What Are Maker and Taker Fees? Delayed vs. Instant Orders

Forex Education

Davit Kvaratskhelia | Jun 27, 2025



ICT Bread and Butter Sell-Setup

ICT

ICT Bread and Butter Sell-Setup – Scalping Strategy Within Bearish Daily Bias

Forex Education

Eda Kaya | Jun 26, 2025



Types of Price Gaps in Technical Analysis

Price Gap



Complete training in financial markets such as "Forex," "Stock Market," and "Cryptocurrencies" only becomes comprehensive with tested trading tools and strategies. "Trading Finder," with its experience, aids traders and investors in gaining a correct understanding and deep learning. The training programs are designed based on tools for traders of all levels, from "beginner to advanced."

 English (EN) ▾

[About Us](#)

[Our Team](#)

[Advertisement](#)

[Indicators & Oscillators](#)

[Trading Tools](#)

[Contact Us](#)

[Jobs](#)

[Affiliates](#)

[Products](#)

[Trading Tools](#)

[Forex Methodology](#)

[Report a Bug](#)

[Our Scores](#)

[Financial Market Education](#)

Risk Disclosure:

Participating in financial markets involves high risk, which can result in the loss of part or all of your investment. There are no

[Show More](#) ▾

Disclaimer:

[TradingFinder.com] assumes no responsibility for any potential losses or damages. All decisions are the sole responsibility of

[Show More](#) ▾

Disclosure of revenues and advertisements:

The "TradingFinder" platform offers various services, some of which, like introductions, are free, while others, such as our

[Show More](#) ▾

[Privacy Policy](#)

[Risk Warning](#)

[Cookies Policy](#)

[Copyright and Idea Submissions](#)

[Terms and Conditions Agreement](#)

© 2025 TradingFinder, Inc. All rights reserved.