

TradingFinder > Education > Forex Education > Forex Vs Stock Market [Trading Volume and Leve...

Forex Vs Stock Market [Trading Volume and Leverage in Stocks and Forex]

Categories: Forex Education Fundamental Analysis Education

Article Level: Intermediate 📊



Writer: Arjun Mandal



Reviewer: Rajesh Sharma



Fact checker: Davit Kvaratskhelia



Modified: May 20, 2025

Comments: 0

Views: 146

9 Min

The **stock market** and **Forex market** differ in terms of **nature, trading hours, leverage, fees,** and **fundamental analysis methods.**



The Forex market is a place for trading currency pairs, while the stock market is a platform for buying and selling company shares

Traders in the Forex market examine all factors affecting the **global economy** and currency prices.

In contrast, stock traders not only consider **macroeconomic factors**)such as **production, GDP economic growth,** and the **labor market**(, but also develop expertise in analyzing **financial statements** and assessing the intrinsic value of equities.



What is the Forex Market?

Forex refers to the global market for trading currency pairs. For example, the US Dollar against the Euro is displayed in Forex as "EUR/USD," buying it means **buying the Euro against the Dollar**.

In Forex, traders speculate under **CFD** (Contract for Difference) agreements without owning the underlying asset. Therefore, trading EUR/USD means profiting from price fluctuations.

In Forex, currency pair fluctuations are often shaped by market makers. **Forex market makers** are shown in the following image:



Central banks, liquidity providers, hedge funds, commercial companies, and retail traders are the market makers in Forex

What is the Stock Market?

In the **stock market**, shares of companies are bought and sold. For example, by **buying Apple shares**, you **become a partial company owner** and share in its profits and losses based on the number of shares purchased. In essence, by buying shares, you will **own the asset**.

Comparison of Stocks and Forex

Stocks and **Forex** are two markets with different **natures**, where all parameters (**trading hours, leverage offered, liquidity level**, and the type of **fundamental analysis**) differ. **Comparison of stocks and Forex at a glance:**

Feature	Forex	Stocks
Nature	Trading currency pairs	Trading company shares
Trading Hours	24/5	Determined by the stock exchange
Leverage	High (usually up to 1:500)	Lower than Forex (e.g., up to 1:5)
Liquidity	Very high (daily \$7 trillion)	Varies depending on the stock
Fundamental Analysis	Global economy analysis	Macroeconomic analysis, financial statements, and commodity markets

Trading Hours in the Stock Market and Forex

When comparing Forex vs Stocks, Forex markets operate 24 hours a day, whereas stock markets have fixed trading hours.

Comparison of stocks and Forex in terms of trading hours:

Parameter	Stocks	Forex
Start Time	Varies by country (usually 8-9:30 AM on business days)	Monday 0:00 (UTC)
End Time	Varies by country (usually 3-5:30 PM)	Friday 23:59 (UTC)
Business Days	5 days a week	5 days a week

Trading Costs [Spread, Commission, Fees, Slippage, and Swap]

In **Forex brokers** and stock brokerage firms, the types of costs for traders differ.

Comparison of stocks and Forex in terms of broker and brokerage costs:

Cost Type	Forex	Stocks
Spread	Varies by currency pair, usually lower than stocks	Varies by stock and brokerage, usually higher than Forex
Commission	No commission in many brokers	Varies based on trade volume or number of shares purchased
Swap	Varies by currency pair and position	No overnight fees (except for margin trading or ETFs)
Taxes	In some countries	In some countries

Leverage

Leverage allows traders to trade with multiples of their capital. This tool multiplies profits and losses and increases **risk**.

Feature	Forex	Stocks

Maximum Leverage	Usually up to 1:1000 or more (depending on the broker and country)	Usually between 1:2 and 1:10 (depending on the stock and country)
-------------------------	---	--

The currency pair market offers higher leverage, ranging from 1:50 to 1:500. However, leverage in Forex is subject to strict regulations; for example, in Europe, the maximum leverage allowed for retail traders is 1:30.

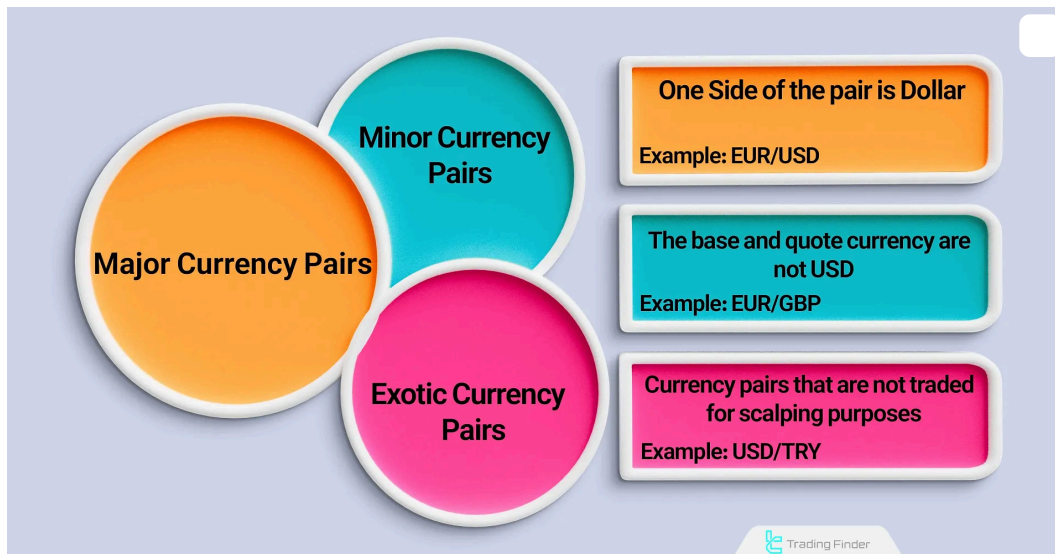
In the stock market, leverage is lower; however, higher leverage (e.g., 1:20) is offered in some CFD contracts.

Asset Diversity

In Forex, currency pairs are divided into three main categories. In the stock market, company shares, commodities, and ETFs are tradable.

Types of Currency Pairs in Forex

Currency pairs in Forex are divided into **major**, **minor**, and **exotic** pairs:



Major, minor, and exotic currency pairs along with definitions

Types of Assets in the Stock Market

- ⚡ **Company Shares:** By buying company shares, you become a partial owner and share in the profits and losses based on the volume of shares purchased;
- ⚡ **Commodities:** Tradable assets typically consisting of natural resources, agricultural products, and metals;
- ⚡ **Exchange-Traded Funds (ETFs):** Investment funds that include a mix of stocks, bonds, commodities, and other assets designed to diversify investment portfolios at low cost.

Fundamental Analysis

From a fundamental perspective, anything that affects **macroeconomic indicators**, such as **economic data**, **central bank meetings**, and even **political risks** like wars or elections, impacts currency pair trends and is analyzed in **fundamental analysis of currency pairs**.

In fundamental stock analysis, in addition to macroeconomic analysis, labor market conditions, and economic growth, **financial statement analysis** is also required. Financial statements examine the company's revenue and **earnings per share**.


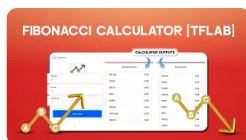
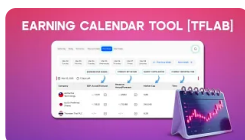
A key difference in Forex vs Stocks is that Forex trading is more influenced by global economic events, while stock trading is driven by company performance and industry trends.

Liquidity and Market Depth

While Forex, with a daily trading volume of approximately \$7 trillion, is the largest financial market, liquidity in stocks varies by market. **Comparison table of stocks and Forex in terms of liquidity and trading volume:**

Feature	Forex	Stocks
Liquidity	Very high	Varies by stock and market
Market Depth	Deep [high liquidity in all currency pairs]	Market depth depends on volume and type of stock
Price Volatility	Usually high due to large trading volumes and global news	Lower volatility in some stock markets with price limits
Trading Volume	Daily over \$7 trillion	Varies by stock exchange, usually lower than Forex

You May Like :



Forex Position Size	Earnings Calendar	Online Fibonacci	Connecting
Calculator Tool +	Tool; View EPS of US &	Calculator Tool; A, B, C	TradingView to
Formula	World Companies +...	Levels Calculation +...	Telegram Channel -...

Conclusion

The **stock market** and **Forex** have different **natures**. Forex is a suitable option if you are looking for a market with **high liquidity**, **24/5 trading**, and **high leverage**.

On the other hand, if you have the necessary expertise for **financial statement analysis** and are looking for **long-term investment** with lower risk, the stock market is a suitable platform for trading.

FAQs

What is the Forex market? ▼

In the Forex market, currencies of different countries are traded against each other using **CFD** contracts. With its very high trading volume (approximately \$7 trillion daily), Forex is a suitable market for speculation.

What is the stock market?
In this market, company shares are traded. Investors who buy a share become partial owners of the related company and share in its profits and losses based on their ownership percentage. ▼

What is a CFD contract?
A Contract for Difference (CFD) is a financial instrument that allows traders to trade based on price changes of the underlying asset without owning it. ▼

What is the difference between the stock market and Forex?
Stocks and Forex differ in terms of nature, leverage, market depth, trading hours, and fundamental analysis methods. ▼

How is leverage provided in stocks and Forex?
Forex offers much higher leverage compared to stocks; some brokers may offer leverage of up to 1:500. In contrast, stocks offer lower leverage (usually 1:2 to 1:5). ▼

Which market has higher liquidity?
The currency pair market, with a daily trading volume of approximately \$7 trillion, has high liquidity. However, in Stock market, liquidity varies depending on each share.



5 From 5.0

(1)

Rate this post



Table Of Content ✕

What is the Forex Market? ▼

What is the Stock Market? ▼

Trading Hours in the Stock Market and Forex

Trading Costs [Spread, Commission, Fees, Slippage, and Swap]

Leverage

Asset Diversity



Fundamental Analysis

Liquidity and Market Depth

Conclusion

Top Posts



What is an ICT Order Block and How to Trade It?

Ram Nisha | Dec 23, 2024

8,087 Views



Turtle Soup Strategy from ICT Style

Arjun Mandal | Dec 23, 2024

7,680 Views

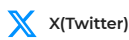


Break of Structure (BOS) on ICT

Eda Kaya | Dec 22, 2024

7,658 Views

Our Social Media



Latest Articles



ICT Bread and Butter Sell-Setup – Scalping Strategy Within Bearish Daily Bias

Forex Education

Eda Kaya | Jun 26, 2025



Types of Price Gaps in Technical Analysis [Breakaway, Continuation, Exhaustion]

Forex Education

Ram Nisha | Jun 25, 2025



Complete training in financial markets such as "Forex," "Stock Market," and "Cryptocurrencies" only becomes comprehensive with tested trading tools and strategies. "Trading Finder," with its experience, aids traders and investors in gaining a correct understanding and deep learning. The training programs are designed based on tools for traders of all levels, from "beginner to advanced."

 English (EN)
 ▼

[About Us](#)

[Contact Us](#)

[Forex Methodology](#)

[Our Team](#)

[Jobs](#)

[Report a Bug](#)

[Advertisement](#)

[Affiliates](#)

[Our Scores](#)

[Indicators & Oscillators](#)

[Products](#)

[Financial Market Education](#)

[Trading Tools](#)

[Trading Tools](#)

Risk Disclosure:

Participating in financial markets involves high risk, which can result in the loss of part or all of your investment. There are no

[Show More](#) 

Disclaimer:

[TradingFinder.com] assumes no responsibility for any potential losses or damages. All decisions are the sole responsibility of

[Show More](#) 

Disclosure of revenues and advertisements:

The "TradingFinder" platform offers various services, some of which, like introductions, are free, while others, such as our

[Show More](#) 

[Privacy Policy](#)

[Risk Warning](#)

[Cookies Policy](#)

[Copyright and Idea Submissions](#)

[Terms and Conditions Agreement](#)

© 2025 TradingFinder, Inc. All rights reserved.