

CHATGPT Powered CV

Job Search Made Easy with AI-Powered CV Templates. Create Your Professional Resume Fast.



TradingFinder > Education > Forex Education > Displacement Move; Strong and Fast ICT Moves ...

Displacement Move; Strong and Fast ICT Moves with Key Level Breaks

Categories: Forex Education ICT (Inner Circle Trader) Education Smart Money Education

Article Level: Intermediate 📊



Writer: Arjun Mandal Reviewer: Ram Nisha Fact checker: Sinan Aydin Modified: May 17, 2025

Comments: 0

Views: 387

6 Min

The **Displacement Move** in the **ICT methodology** is fundamental in analyzing market structure, identifying the impact of liquidity flow and **Smart Money** entry. This movement happens when price **breaks significant levels**.



Displacement or Aggressive Move in ICT Methodology

What is a Displacement Move?

A **Displacement** or **Aggressive Move** occurs when the price powerfully and rapidly breaks through a significant level, such as a short-term high or low.

For a displacement move to be valid, it must **exhibit greater** strength and momentum than **previous movements**. As a result, the price covers **a larger distance** in a shorter time.



CHATGPT Powered CV

Job Search Made Easy with AI-Powered CV Templates. Create Your Professional Resume Fast.

W
r

These **movements** can be used to identify **daily bias**, **Breaks of Structure (BOS)**, and **Character (CHOCH)**.

What Are the Characteristics of Displacement in ICT?

The displacement move has several key characteristics that distinguish it from other price movements:

Fast and Powerful Movement

Large candles with small or no **wicks indicate** complete dominance by buyers or sellers, and the **market moves** decisively in one direction.

Break of Key Levels

Displacement moves typically break support and **resistance levels**, previous highs and lows, and key **market structures**, which adds credibility to the move.

Liquidity Inducement

Before a displacement move occurs, the market may create traps for retail traders by **Inducement** liquidity and attracting liquidity to one side.

This often leads to retail traders entering in the wrong direction, while **Smart Money** uses this liquidity for its own entry.

Creation of Imbalances and Fair Value Gaps (FVGs)

Displacement moves often result in price delivery imbalances, leading to **Fair Value Gaps (FVGs)**, as shown on the chart. These gaps typically act as potential corrective zones or re-entry points into the trend.

Importance of Higher Timeframe Market Structure

In ICT, every displacement move must align with the market structure on **higher timeframes** (HTF). This helps identify the primary market direction and prevents entering invalid trades.

Bullish Displacement Move

A **Bullish Displacement Move** occurs when the price moves strongly upward, indicating institutional buying and market-maker activity. Key features of this move include:

- ⚡ At least three consecutive bullish candles with large bodies and small or no wicks.
- ⚡ A **Fair Value Gap (FVG)** between candles indicates efficient price delivery.
- ⚡ Absence of corrections or irregular movements during the move, confirming the strength and clarity of the trend.

How to Trade Based on a Bullish Displacement Move?

In the **EUR/USD** chart, after analyzing the market structure on higher timeframes and confirming the bullish trend, identify the **Premium and Discount Zones** to find the best entry point. After a strong bullish displacement move, wait for a price correction to the FVG or **Order Block**.

Then, with confirmation of a **Market Structure Shift (MSS)** or **Break of Structure (BOS)**, enter a buy trade and target liquidity at higher levels.



How a Bullish Displacement or Aggressive Move Works in ICT Methodology

Bearish Displacement Move

A **Bearish Displacement Move** indicates widespread selling and institutional exit from the market. Key features of this move include:

- ⚡ At least three consecutive bearish candles with large bodies and small or no wicks.
- ⚡ Formation of an **FVG** in the downward direction, indicating efficient price movement.
- ⚡ Absence of strong corrections during the move, confirming strong selling pressure.

How to Trade Based on a Bearish Displacement Move?

In the **GBP/USD** chart, after analyzing the market structure on higher timeframes and confirming the bearish trend, identify the **Premium and Discount Zones** to find the best entry point.

After a strong bearish displacement move, wait for a price correction to the FVG or **Order Block**.

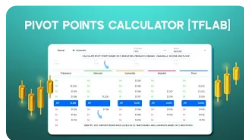


How a Bearish Displacement or Aggressive Move Works in ICT Methodology

You May Like :



Forex Sessions & Market Hours | Forex Time in GMT, UTC, ET,...



Forex Pivot Points Calculator Tool; 150+ Instruments Across 6...



Live Forex Heat Map Tool [Highest Growth and Drop in 9...



Cryptocurrency Converter | Exchange Rate Calculator for 5...

Risk Management in Displacement Move Trades

Displacement moves can create great trading opportunities, but they also come with risks, such as:

- ⚡ Unexpected **market volatility** and sudden reversals
- ⚡ Misinterpretation of **market structure**, leading to incorrect entries
- ⚡ Late entry into trades, resulting in missed risk-to-reward opportunities

Using **Stop-Loss** orders and proper capital management is essential to mitigate risks. Additionally, traders should analyze displacement moves within the context of higher timeframe trends.

Conclusion

The **Displacement Move** in ICT is a concept that aims to understand price dynamics and the objectives of large market makers.

These moves are characterized by **strong candles, breaks of key levels**, and the **formation of FVGs**.



B:
u:

n

FAQs

What is a Displacement Move, and why is it important in ICT analysis? ∨

A Displacement Move refers to a rapid and powerful price increase following the break of a key level. It signals the entry of **Smart Money** into the market and is used to identify trends and trading opportunities. ∨

How can a valid Displacement Move be identified? ∨
A valid Displacement Move should have large candles, no long wicks, and break a key level such as support, resistance, or short-term highs and lows.

What is the difference between a simple break and a Displacement Move? ∨

In a simple break, the price crosses a level but does not continue with sufficient strength or volume. In contrast, a Displacement Move is accompanied by strong candles and rapid movement in the direction of the break. ∨

How does a Displacement Move create a Fair Value Gap (FVG)? ∨
During a strong Displacement Move, a gap may form between candles, known as a **Fair Value Gap (FVG)**. These areas can act as potential correction zones or re-entry points.



5 From 5.0

(1)

Rate this post



Table Of Content



What is a Displacement Move?

What Are the Characteristics of Displacement in ICT?

Bullish Displacement Move

How to Trade Based on a Bullish Displacement Move?

Bearish Displacement Move

Risk Management in Displacement Move Trades

Conclusion

Top Posts



What is an ICT Order Block and How to Trade It?

Ram Nisha | Dec 23, 2024

7,989 Views



Turtle Soup Strategy from ICT Style

Arjun Mandal | Dec 23, 2024

7,604 Views

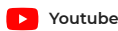


Break of Structure (BOS) on ICT

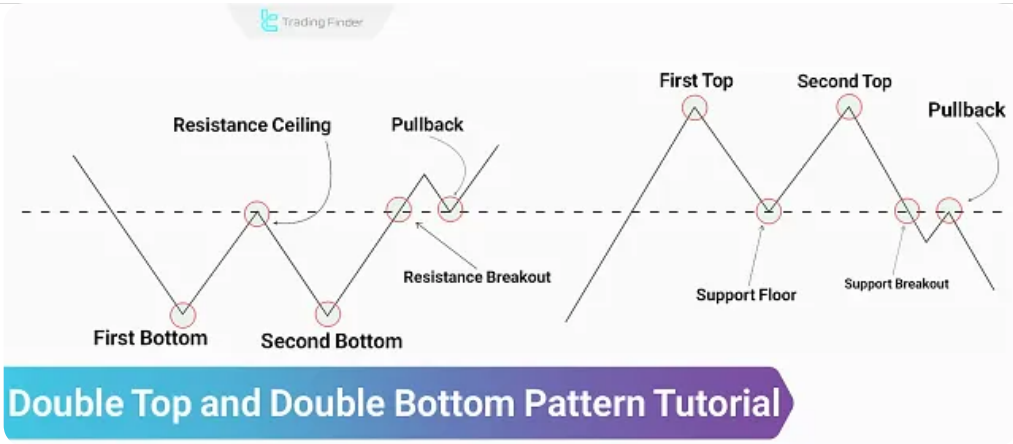
Eda Kaya | Dec 22, 2024

7,592 Views

Our Social Media



Latest Articles

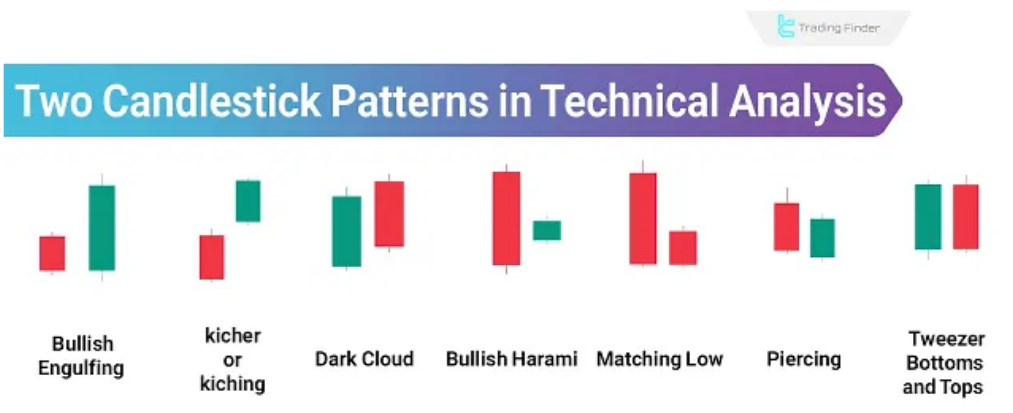


Double Top and Double Bottom Pattern Tutorial

Double Top and Double Bottom – Classic Reversal Pattern

Forex Education

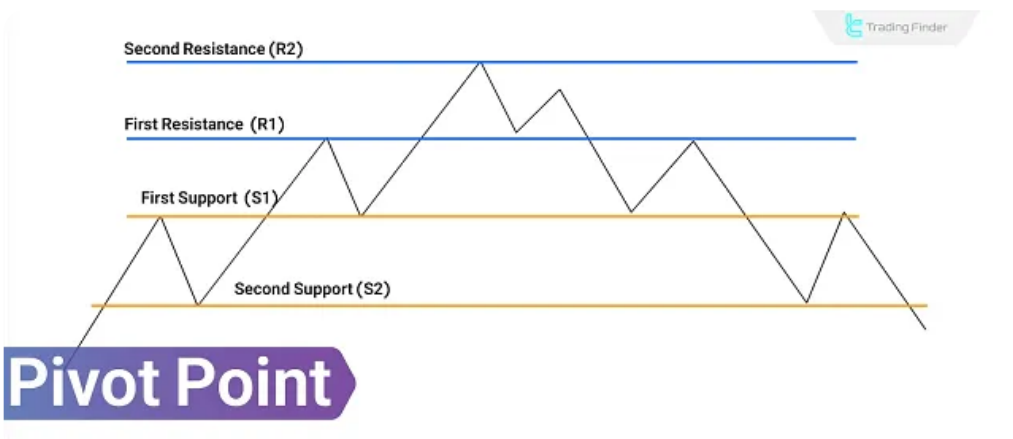
Ram Nisha | Jun 24, 2025



Dual Candlestick Patterns in Technical Analysis [Kicking, Harami, and Piercing]

Forex Education

Arjun Mandal | Jun 23, 2025



Pivot Point

Pivot Point in Technical Analysis: Entry, Exit, Stop-Loss, and Price Targets

Forex Education

Davit Kvaratskhelia | Jun 22, 2025



Complete training in financial markets such as "Forex," "Stock Market," and "Cryptocurrencies" only becomes comprehensive with tested trading tools and strategies. "Trading Finder," with its experience, aids traders and investors in gaining a correct understanding

and deep learning. The training programs are designed based on tools for traders of all levels, from "beginner to advanced."



English (EN) ▼

About Us

Contact Us

Forex Methodology

Our Team

Jobs

Report a Bug

Advertisement

Affiliates

Our Scores

Indicators & Oscillators

Products

Financial Market Education

Trading Tools

Trading Tools

CHATGPT Powered CV

Job Search Made Easy with AI-Powered CV Templates. Create Your Professional Resume Fast.



Risk Disclosure:

Participating in financial markets involves high risk, which can result in the loss of part or all of your investment. There are no

[Show More](#) ▼

Disclaimer:

[TradingFinder.com] assumes no responsibility for any potential losses or damages. All decisions are the sole responsibility of

[Show More](#) ▼

Disclosure of revenues and advertisements:

The "TradingFinder" platform offers various services, some of which, like introductions, are free, while others, such as our

[Show More](#) ▼

[Privacy Policy](#)

[Risk Warning](#)

[Cookies Policy](#)

[Copyright and Idea Submissions](#)

[Terms and Conditions Agreement](#)

Mediterranean Diet Plan

Meal combinations that will help you reach your weight goal in the most enjoyable way!

No.Diet

[Learn More](#)

© 2025 TradingFinder, Inc. All rights reserved.