

Become a Master of AI Tools

Don't get left behind — master AI now. The future belongs to those who learn AI

Coursiv

Learn More

TradingFinder > Education > Forex Education > MSS VS CISD - ICT Style + IFVG Combination

MSS VS CISD - ICT Style + IFVG Combination

Categories:

- Forex Education
- ICT (Inner Circle Trader) Education
- Smart Money Education
- Technical analysis Education
- Trading Strategies Education

Article Level: Intermediate

 **Writer:** Sinan Aydin
  **Reviewer:** Rajesh Sharma
  **Fact checker:** Eda Kaya
  **Modified:** May 13, 2025

Comments: 0

Views: 691

7 Min



Traders can use the **Market Structure Shift "MSS"** to identify medium-term price movements and trend reversals, while **Change in State of Delivery "CISD"** indicates **short-term** movements and price corrections.

Understanding the differences between MSS and CISD and their combination with **Inverted Fair Value Gap "IFVG"** can help identify hidden liquidity and create low-risk opportunities by absorbing reverse orders.



Examining the differences between Market Structure Shift and Change in State of Delivery

Differences Between Market Structure Shift "MSS" and Change in State of Delivery "CISD"

Market Structure Shift is a concept in the **ICT style** that leads to **medium-term** trend changes in the market, while Change in State of Delivery mainly indicates price corrections and **short-term** fluctuations. When "MSS" occurs in a price chart, "CISD" has **already** formed before it.

What is Market Structure Shift "MSS"?

Market Structure Shift (MSS) occurs when the price **breaks a Swing high** or **Swing low**, changing the direction of the current **market trend**. This breakout signals the end of the previous medium-term trend and the **beginning** of a new one.



Break of swing high and formation of Market Structure Shift "MSS"

What is Change in State of Delivery (CISD)?

Change in State of Delivery (CISD) in ICT style refers to a situation where the usual price flow is **interrupted** or **reverses direction**. This often happens after a **consolidation** phase or **liquidity absorption**. This change signals a price correction against the current market trend.



Example of Change in State of Delivery in a downward trend

MSS VS CISD

By understanding the differences between Market Structure Shift and Change in State of Delivery, traders can **distinguish trend reversals** from **price corrections**, thereby reducing trading errors.

Comparison of MSS and CISD

Parameter	Change in State of Delivery "CISD"	Market Structure Shift "MSS"
Definition	Creates a corrective move in the trend	Changes the medium-term trend by breaking a swing high or swing low
Support and Resistance Levels	Based on the open and close prices of a candle (Open/Close)	Based on the candle wick
Signal Indication	Imbalance in supply and demand leading to corrective moves	Structural change in the overall trend
Suitable Trades	Scalping and short-term trades	Swing and medium-term trades
Risk-Reward Ratio	Medium to low but with frequent entry points	Medium to high
Time-Based Analysis	Market openings or economic news releases	London and New York session overlap

Differences between MSS and CISD IS Market Structure Shift (MSS) is primarily used to identify **medium-term** trend changes in the market; in contrast, Change in State of Delivery (CISD) is suitable for detecting **short-term** corrective movements in the trend.

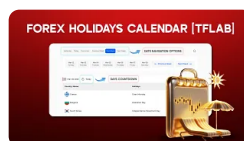
You May Like :



Forex Margin Calculator Tool [Leverage Calculation...



Live Forex Heat Map Tool [Highest Growth and Drop in 9...



Forex Holidays Calendar Tool 2025 [Stock & Financial] – 9...



Forex Pivot Points Calculator Tool; 150+ Instruments Across 6...

Combining MSS and CISD with Inverted Fair Value Gap "IFVG"

By combining these three concepts in the ICT style, **reversal zones** and **low-risk** entry points can be identified.

In this setup, after a Change in State of Delivery "CISD" is observed and a Market Structure Shift "MSS" is confirmed, the price **usually** returns to the **Inverted Fair Value Gap "IFVG"** to fill the **price gap** before starting a new movement.

1# Identify Market Structure Shift (MSS)

Sudden price movements often indicate a shift in **market structure**, but without analyzing the higher timeframe, they cannot be trusted.

- ⚡ **Determine Daily Bias:** Analyze the higher time frame (HTF) to identify key highs and lows and determine the daily trend direction.
- ⚡ **Break of Swing High or Swing Low with Displacement Move:** Validate the breakout of support or resistance levels on the lower time frame (LTF).

2# Identify Change in State of Delivery point(CISD)

In low-liquidity markets, **CISD** may only be a temporary correction, and for final confirmation, the extent of liquidity manipulation must be examined.

- ⚡ After confirming Market Structure Shift (MSS), locate the CISD point and consider it a potential entry level.
- ⚡ Identify the IFVG zone as an optimal entry and stop-loss area.

3# Entry Strategy

The choice between **low-risk** and **high-risk** entries depends on the level of confidence in the confirmation of absorbed liquidity within the market structure.

- ⚡ **Low-Risk Entry:** Wait for price reaction and candlestick confirmation at key levels.
- ⚡ **High-Risk Entry:** Enter at the first identified level without waiting for confirmation, accepting the possibility that MSS, CISD, and IFVG levels may become invalid.

4# Stop-Loss and Take-Profit

In situations where the market is seeking hidden liquidity, the stop-loss should not be placed at points directly positioned under the shadow of bulk orders.

- ⚡ **Stop-Loss:** Place slightly below (for buys) or above (for sells) the IFVG zone or the previous high/low.

Take-Profit: Set at liquidity pools or the next price gaps.



How to trade using the combination of MSS, CISD, and IFVG

Conclusion

By understanding the **differences between MSS and CISD**, traders can differentiate medium-term trend shifts and short-term price corrections, allowing for more precise trade execution.

On the other hand, the **Inverted Fair Value Gap (IFVG)** provides an optimal entry zone and stop-loss placement. By integrating these three **ICT** concepts, traders can strategically structure their trades based on liquidity flow and the supply-demand balance.

FAQs

What does Market Structure Shift (MSS) mean in ICT style? ▼

Market Structure Shift (MSS) occurs when the price breaks key levels like swing highs or swing lows, changing the current market trend and signaling the start of a new trend.

What is Change in State of Delivery (CISD), and how does it differ from MSS? ▼

Change in State of Delivery (CISD) represents short-term changes in price flow, often occurring before significant shifts. Unlike MSS, which changes the overall trend, CISD mainly leads to corrective movements.

What is the role of the Inverted Fair Value Gap (IFVG) in trading?
IFVG refers to a price gap that the market tends to fill. This area is often used for setting entry points or stop-loss levels. ▼

When should traders use the MSS, CISD, and IFVG combination for trade entries? ▼

When CISD is observed first, followed by a confirmed MSS, the price retraces to the IFVG zone, creating a low-risk entry opportunity.



5 From 5.0

(2)

Rate this post

Table Of Content



Differences Between Market Structure Shift "MSS" and Change in State of Delivery "CISD"



MSS VS CISD



Combining MSS and CISD with Inverted Fair Value Gap "IFVG"



Conclusion

0 Comment

Write a comment

Top Posts



What is an ICT Order Block and How to Trade It?

Ram Nisha | Dec 23, 2024

7,960 Views



Turtle Soup Strategy from ICT Style

Arjun Mandal | Dec 23, 2024

7,574 Views

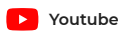
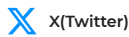


Break of Structure (BOS) on ICT

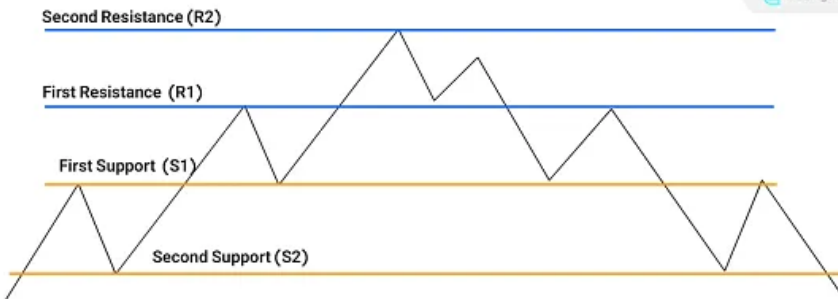
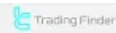
Eda Kaya | Dec 22, 2024

7,569 Views

Our Social Media



Latest Articles



Pivot Point

Pivot Point in Technical Analysis: Entry, Exit, Stop-Loss, and Price Targets

Forex Education

Davit Kvaratskhelia | Jun 22, 2025

The Best Expert Advisors for Capital Management


Prop Trading Panel Expert Advisor with Drawdown Limiter



Easy Trade Management Expert Advisor



Trade Assistant Expert Advisor



PropFirm Plus Trade Assistant Expert Advisor



Prop Drawdown Protector Expert Advisor




Introducing Top 5 Best Capital Management Experts; Usable in Prop Accounts

Interesting Financial Articles

Davit Kvaratskhelia | Jun 21, 2025

What is demo Account?



Suitable for Beginner Traders

No Financial Risk

Demo Account

No Identity Verification Required

Ability to Test Trading Strategies



Complete training in financial markets such as "Forex," "Stock Market," and "Cryptocurrencies" only becomes comprehensive with tested trading tools and strategies. "Trading Finder," with its experience, aids traders and investors in gaining a correct understanding and deep learning. The training programs are designed based on tools for traders of all levels, from "beginner to advanced."



 English (EN) 

About Us

Our Team

Advertisement

Indicators & Oscillators

Trading Tools

Contact Us

Jobs

Affiliates

Products

Trading Tools

Forex Methodology

Report a Bug

Our Scores

Financial Market Education

Become a Master of AI Tools

Don't get left behind — master AI now. The future belongs to those who learn AI

Coursiv

[Learn](#)

Risk Disclosure:

Participating in financial markets involves high risk, which can result in the loss of part or all of your investment. There are no

[Show More](#) 

Disclaimer:

[TradingFinder.com] assumes no responsibility for any potential losses or damages. All decisions are the sole responsibility of

[Show More](#) 

Disclosure of revenues and advertisements:

The "TradingFinder" platform offers various services, some of which, like introductions, are free, while others, such as our

[Show More](#) 

Become a Master of AI Tools

Don't get left behind — master AI now. The future belongs to those who learn AI

Coursiv

[Learn](#)

[Privacy Policy](#)

[Risk Warning](#)

[Cookies Policy](#)

[Copyright and Idea Submissions](#)

[Terms and Conditions Agreement](#)

© 2025 TradingFinder, Inc. All rights reserved.