

Become a Master of AI Tools

Achieve financial freedom by switching to AI-powered career. Begin journey today!

Coursiv

Learn More

TradingFinder > Education > Forex Education > ICT 2022 Mentorship Trading Strategy by Michael...

ICT 2022 Mentorship Trading Strategy by Michael Huddleston

Categories: Forex Education, ICT (Inner Circle Trader) Education

Article Level: Advanced



Writer: Sinan Aydin



Reviewer: Nino Gogochashvili



Fact checker: Davit Kvaratskhelia



Modified: Apr 27, 2025

Comments: 0

Views: 1,421

16 Min



The ICT 2022 Mentorship trading strategy is uniquely designed based on the combination of market liquidity and precise timing.

Utilizing advanced tools such as the Fair Value Gap (FVG), Order Blocks, and Breaker Blocks, it enables traders to identify entry and exit points with high accuracy.

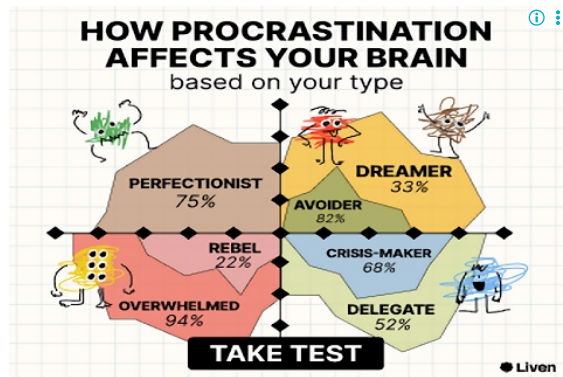


Complete Guide on ICT 2022 Mentorship trading strategy

The perfect alignment of price movement with the London and New York trading sessions is a hallmark of the ICT 2022 Mentorship strategy.



This model focuses on identifying liquidity in key market highs and lows, emphasizing **Daily Bias** recognition and analyzing market behavior across multiple timeframes. It provides a cohesive framework for achieving a minimum risk-to-reward ratio of 1:3.



By focusing on **liquidity sweeps** and **market structure shifts**, the ICT 2022 trading strategy provides a clear pathway for day traders and has become one of the most popular trading methods among financial market participants.

What is the ICT 2022 Mentorship Trading Strategy?

The **ICT 2022 Mentorship trading model** is an algorithm-based strategy that leverages principles of **price imbalance** and **market liquidity**.

The key element of this strategy is synchronizing price movements with specific time intervals, such as the opening of the London and New York sessions.

Become a Master of AI Tools

Don't get left behind — master AI now. The future belongs to those who learn AI

To
r

Next, they must mark key liquidity points such as daily highs and lows or those from prior s

Michael Huddleston's strategy, utilizing tools like **Fair Value Gaps (FVG)**, **Order Blocks**, and **Displacement Moves**, allows traders to execute precise trades.

Entry confirmations typically occur with market structure shifts (MSS) and price retracements to **premium or discount zones**.

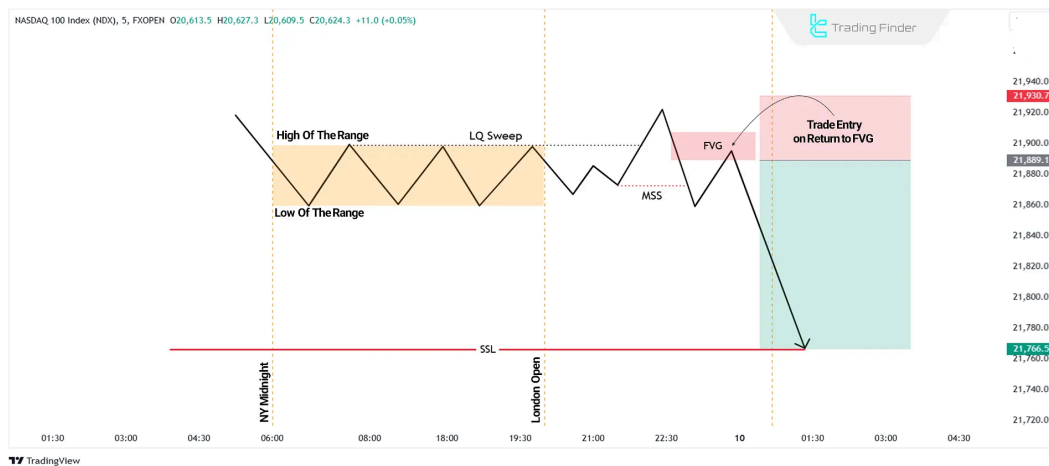
How Does the ICT 2022 Trading Model Work?

- ⚡ **Identifying Daily Bias:** The first step for successfully applying the ICT Mentorship 2022 strategy is accurately determining the daily bias. This helps align trades with the dominant market trend.

⚡ **Awaiting the Opening of the London Session:** After determining the daily bias, wait for the London session to open at **03:00 AM New York Time**.

London Session Trading Strategy (Step-by-Step Process)

- 1. Identify the Highs and Lows of the Price Range:** Before the London session opens at 03:00 AM (New York time), mark the highs and lows of the price range from the midnight New York session opening (12:00 AM) to the London session opening.
- 2. Wait for Price Movement:** Once the London session begins, wait for the price to move to one of these levels (high or low) and sweep liquidity. This movement is called a **Liquidity Sweep**.
- 3. Observe Market Structure Shifts (MSS):** After the liquidity is swept, switch to lower timeframes (5, 3, or even 1 minute) and look for a market structure shift. This shift should align with the daily bias of the ICT strategy.
- 4. Identify Key Areas (PD Array):** Use tools to identify key areas like Fair Value Gaps (FVG), Order Blocks, or Breaker Blocks within premium or discount zones.
- 5. Wait for Price to Retrace to the PD Array Area:** Be patient until the price retraces to one of the identified areas.
- 6. Execute the Trade:** place the stop loss above the London session high for a sell trade and aim for the range low as the take profit; For a buy trade, set the stop loss below the London session low and target the range high for the take profit.
- 7. Monitor the Trade:** Manage the trade after entering, ensuring a minimum risk-to-reward (R:R) ratio of 1:3 is maintained.



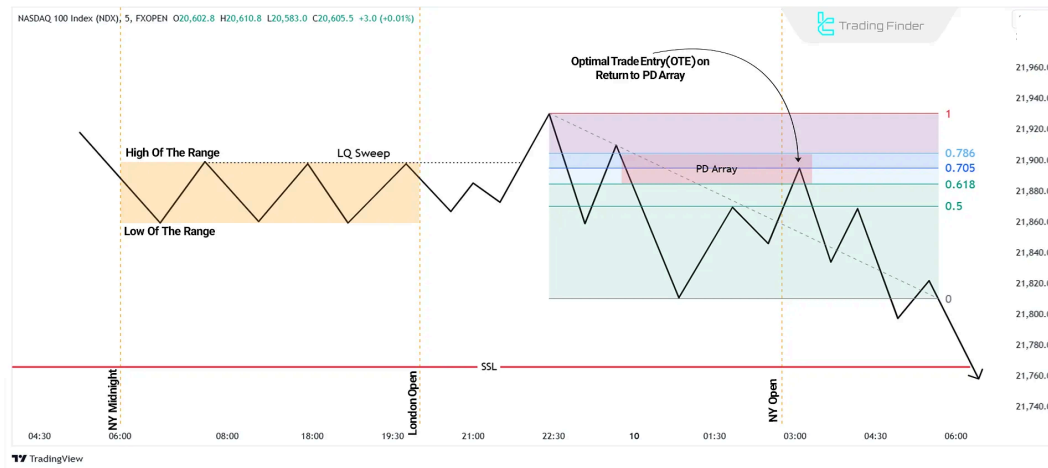
A schematic of the London Session trading strategy based on the ICT 2022 Mentorship model

In the next chart of the 5-minute Nasdaq Index, the highs and lows of the price range before the London session opening are marked.

- ⚡ During the London session, the price breaks above the range high, sweeping liquidity, and then starts a downtrend (market structure shift - MSS).
- ⚡ As the New York session opens, the price retraces to the London range and encounters a Fair Value Gap (FVG).

At this stage:

- ⚡ A sell trade is executed with a stop loss above the London high and take profit at the range low.
- ⚡ The price sweeps the range low, and the trade successfully concludes.



Entry into a trade using the ICT 2022 Mentorship strategy on the 5-minute Nasdaq Index (NQ100) chart

Why is the London Session an Ideal Time to Trade?

The London session often exhibits high volatility and provides numerous profit-making opportunities. This is due to the simultaneous overlap with the **London Kill Zone Open**.

New York Session Trading Strategy

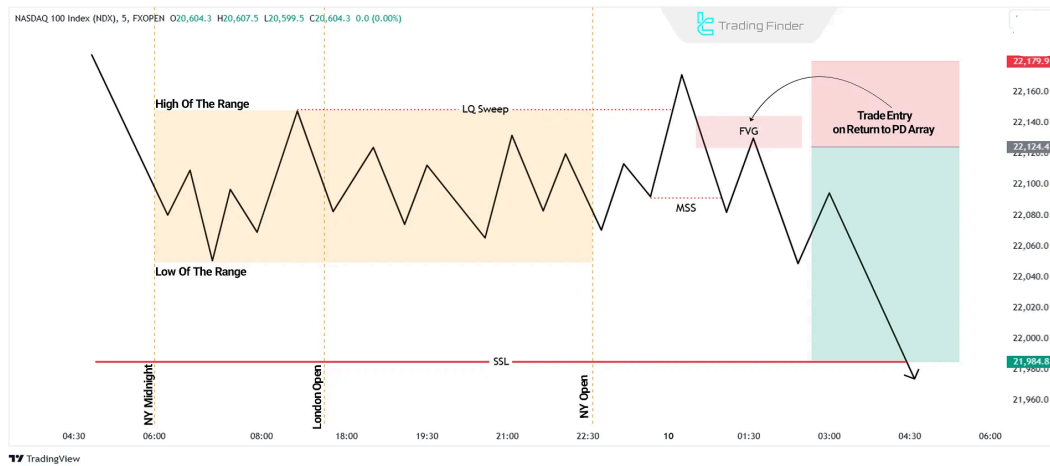
The New York session begins at **08:00 AM (New York Time)**. Two primary scenarios occur during this session:

- ⚡ Liquidity is swept during the London session.
- ⚡ The London session remains in a narrow range.

Each of these scenarios is detailed below for trading with the ICT 2022 Mentorship model during the New York session.

If Liquidity is Swept During the London Session

1. When liquidity is swept in the London session, the New York session may initially experience a retracement before continuing the London session's trend.
2. Draw a Fibonacci retracement from the London session low to the high before the New York retracement.
3. Wait for the price to touch the **Optimal Trade Entry (OTE)** levels.
4. Execute the trade only after confirming a market structure shift (MSS) in lower timeframes (e.g., 1 minute).



A schematic of the New York Session trading strategy based on the ICT 2022 Mentorship model.

If the London Session Remains in a Narrow Range

Follow these steps to optimize trading opportunities when the London session is confined within a narrow range without significant movement:

- 1. Identify the Highs and Lows of the Range:** Mark the highs and lows of the price range from the London session opening at 12:00 AM to the New York session opening at 08:00 AM. This range represents the price movement during the London session where liquidity may remain unswept.
- 2. Wait for the New York Session to Open:** After the New York session begins, price typically sweeps liquidity on one side of the range (either the high or low).
- 3. Identify the Liquidity Sweep:** Monitor price movements to identify the liquidity sweep of the range high or low. This movement usually triggers a market structure shift.
- 4. Observe Market Structure Shifts (MSS):** After the liquidity sweep, switch to lower timeframes (e.g., 5, 3, or 1 minutes) and look for a **market structure shift** that aligns with the daily ICT bias.
- 5. Identify Key Areas (PD Array):** Use tools to determine key areas like Fair Value Gaps (FVG), Order Blocks, or Breaker Blocks. These areas are usually visible in lower timeframes and within discount or premium zones.
- 6. Wait for Price Retracement:** Be patient until the price retraces to the key areas identified in the previous step. This retracement often follows a market structure shift.
- 7. Execute the Trade:** For a buy trade, set the stop loss below the Order Block low and take profit at the range high; For a sell trade, place the stop loss above the Order Block high and target the range low for the take profit.
- 8. Trade Management:** Manage the trade to ensure a minimum risk-to-reward (R:R) ratio of 1:3 is maintained.



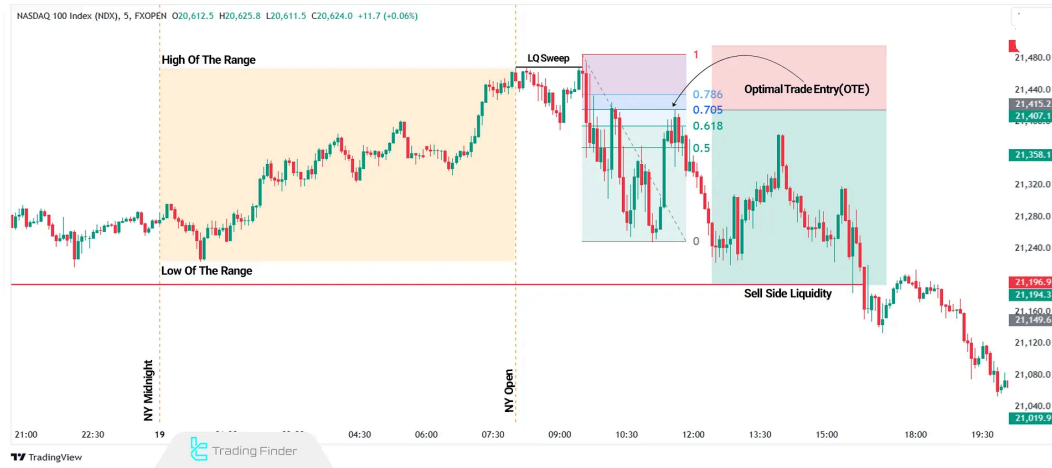
A schematic of the London Range scenario for the New York Session trading strategy based on the ICT 2022 Mentorship model

In the next 5-minute Nasdaq chart, the highs and lows of the price range before the New York session opening are marked.

1. During the London session, no significant price movement or liquidity sweep occurs.
2. After the New York session opens, the price first sweeps the range high.
3. The price then retraces and experiences a market structure shift.
4. The price moves towards the Fibonacci Optimal Trade Entry level (70.5%), where a sell trade is executed:

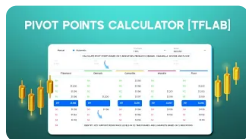
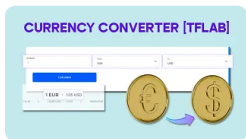
- ⚡ **Stop Loss:** A few pips above the recent high.
- ⚡ **Take Profit:** At the range low.

The price successfully reaches the range low, completing the trade with a risk-to-reward ratio of 1:3.



ICT 2022 Mentorship trading model on the 5-minute Nasdaq Index (NQ100) chart showcasing the London Range scenario

You May Like :



Currency Converter	Forex Pivot Points	Forex Position Size	Central Bank Interest
Calculator - Two-Way	Calculator Tool; 150+	Calculator Tool +	Rates Tool [America,
Exchange Rates for 2...	Instruments Across 6...	Formula	Europe, Asia, and...

Key Time Zones for the ICT 2022 Mentorship Trading Model

The table below shows the critical trading **ICT kill zones** for the ICT 2022 Mentorship setup in two time zones:

Time Zone	GMT	EST
Midnight New York Open	04:00 AM	12:00 AM (Midnight)
London Session Open	07:00 AM	03:00 AM
New York Session Open	12:00 PM	08:00 AM
New York Lunch Time	04:00 PM - 06:00 PM	12:00 PM - 02:00 PM
London Session Close	04:00 PM	12:00 PM

During the lunch hours of the New York session (12:00 PM to 02:00 PM EST), price typically moves within a defined range or retraces to a previous range. This behavior is due to decreased trading activity during lunch.

Key Timeframes in the ICT 2022 Mentorship Trading Strategy

Each timeframe in the ICT Mentorship 2022 trading setup has a specific importance and application. Below are the uses of each timeframe:

- ⚡ **Daily Timeframe:** To determine the daily ICT bias
- ⚡ **1-Hour Timeframe:** To get an overall view in a higher timeframe
- ⚡ **15-Minute Timeframe:** To identify liquidity and price imbalance
- ⚡ **5-, 3-, and 1-Minute Timeframes:** For final confirmation and trade execution

Types of Liquidity

- ⚡ **Previous Day High/Low (PDH/PDL):** Refers to the highs and lows of the prior trading day.
- ⚡ **Previous Session High/Low:** Refers to the highs and lows of the most recent session.
- ⚡ **Previous Week High/Low:** Refers to the highs and lows of the last trading week.
- ⚡ **Consolidated Highs/Lows in the 15-Minute Timeframe:** Represents liquidity accumulation visible in this timeframe.
- ⚡ **Return to the Gap of the Current or Previous Week's Open (NWO):** Price returning to a weekly gap.
- ⚡ **Return to the Gap of the Current or Previous Day's Open (NDO):** Price returning to a daily gap.

Optimal Trading Times for the ICT 2022 Mentorship Model

The opening of the New York session offers the best opportunities for trading using Michael's ICT Mentorship 2022 strategy.

This timeframe aligns with the **New York AM Session Kill Zone** and overlaps with the London session, leading to significant volatility.



Advertisement for AI tools:

Become a Master of AI Tools

Don't get left behind — master AI now. The future belongs to those who learn AI

Coursiv [Learn](#)

Best Currency Pairs for the ICT 2022 Mentorship Model

The ICT 2022 Mentorship strategy can be applied across all markets. However, its highest efficiency is observed in major indices like the **NASDAQ100 (NQ-Futures)** and **E-mini (S&P 500)**.

It also delivers excellent results when trading major currency pairs involving the US dollar, such as **GBP/USD, EUR/USD**, and precious metals like **Gold (XAU/USD)**.

Conclusion

The ICT 2022 Mentorship trading strategy emphasizes key elements such as session timing, liquidity identification, and market structure shifts (MSS) to help traders analyze market movements with greater precision.

By focusing on critical points like Fair Value Gaps (FVG) and Order Blocks, the model facilitates high risk-to-reward ratio entries into trades.



Advertisement for AI tools:

Become a Master of AI Tools

Don't get left behind — master AI now. The future belongs to those who learn AI

Coursiv [Learn](#)

trading, scalping, and swing trading).

FAQs

What is the ICT 2022 Mentorship Trading Strategy? ∨

The ICT 2022 Mentorship strategy is an algorithmic system designed by Michael Huddleston. It focuses on market liquidity identification and price imbalances, highlighting the importance of time and price action in trade analysis. ∨

Table Of Content ∨ ×

What is the ICT 2022 Mentorship Trading Strategy? ∨

How Does the ICT 2022 Trading Model Work? ∨

Key Time Zones for the ICT 2022 Mentorship Trading Model ∨

Key Timeframes in the ICT 2022 Mentorship Trading Strategy

Types of Liquidity

Optimal Trading Times for the ICT 2022 Mentorship Model

Best Currency Pairs for the ICT 2022 Mentorship Model

Conclusion

Top Posts



5 From 5.0

(1)

Rate this post



What is an ICT Order Block and How to Trade It?

Ram Nisha | Dec 23, 2024

7,883 Views



Turtle Soup Strategy from ICT Style

Arjun Mandal | Dec 23, 2024



7,520 Views



Break of Structure (BOS) on ICT

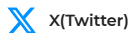
Eda Kaya | Dec 22, 2024

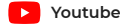
7,518 Views

0 Comment

[Write a comment](#)

Our Social Media





Latest Articles



What Is Demo Account? Differences Between Demo and Real Accounts

Forex Education

Davit Kvaratskhelia | Jun 17, 2025



What Is RSI? Identifying Overbought and Oversold Conditions in All Markets

Forex Education

Davit Kvaratskhelia | Jun 16, 2025



Williams %R Indicator: Overbought/Oversold Detection, Reversal Signals

Forex Education

Rajesh Sharma | Jun 15, 2025



Complete training in financial markets such as "Forex," "Stock Market," and "Cryptocurrencies" only becomes comprehensive with tested trading tools and strategies. "Trading Finder," with its experience, aids traders and investors in gaining a correct understanding and deep learning. The training programs are designed based on tools for traders of all levels, from "beginner to advanced."



 English (EN)
▼

About Us

Our Team

Advertisement

Indicators & Oscillators

Trading Tools

Contact Us

Jobs

Affiliates

Products

Trading Tools

Forex Methodology

Report a Bug

Our Scores

Financial Market Education

Become a Master of AI Tools

Don't get left behind — master AI now. The future belongs to those who learn AI

Coursiv

[Learn](#)

Risk Disclosure:

Participating in financial markets involves high risk, which can result in the loss of part or all of your investment. There are no

[Show More](#) ▼

Disclaimer:

[TradingFinder.com] assumes no responsibility for any potential losses or damages. All decisions are the sole responsibility of

[Show More](#) ▼

Disclosure of revenues and advertisements:

The "TradingFinder" platform offers various services, some of which, like introductions, are free, while others, such as our

[Show More](#) 

[Privacy Policy](#)

[Risk Warning](#)

[Cookies Policy](#)

[Copyright and Idea Submissions](#)

[Terms and Conditions Agreement](#)

© 2025 TradingFinder, Inc. All rights reserved.