

Clases para Principiantes

Accede a tus clases cuando quieras: 24/7, sin fechas límites



TradingFinder > Education > Forex Education > Inducement in ICT & SMC; Forex liquidity traps to...

Inducement in ICT & SMC; Forex liquidity traps to hunt retail traders

Categories: Forex Education ICT (Inner Circle Trader) Education Smart Money Education

Article Level: Intermediate 📊



Writer: Eda Kaya



Reviewer: Sinan Aydin



Fact checker: Nino Gogochashvili



Modified: Apr 16, 2025

Comments: 0

Views: 1,121

10 Min

Inducement in Forex and financial markets refers to a form of **market manipulation** by **large players** (including **institutional investors** or "**smart money**").



Inducement in ICT & Smart Money Trading Strategies

This move is designed to **mislead traders** about the market's direction; in other words, **smart money lures retail traders or inexperienced participants** into positions **opposite to their actual intent**.



What is Inducement (Liquidity Inducement)?

In **Smart Money and ICT trading Style**, **Inducement Levels** are seen as **liquidity traps** designed to hunt **retail traders' stop-losses**. Many **new traders** enter trades at these levels, believing they are

optimal entry points.

However, the price **moves against them** triggers **their stop-losses**, and then **returns to the intended direction**. This is why these zones are called **Inducement Levels (Liquidity Inducement)**.

Clases para Principiantes

Accede a tus clases cuando quieras: 24/7, sin fechas límites

Di
tr:

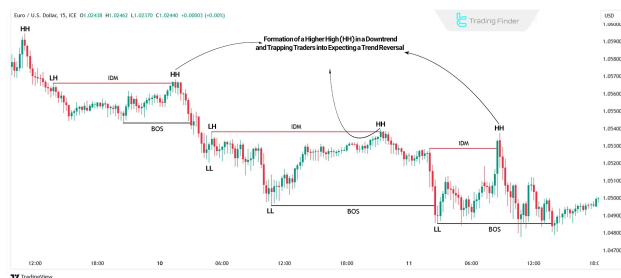
How Does Inducement Work?

To understand **how liquidity inducement operates**, traders must first grasp **the market structure**.

- ⚡ In an uptrend, the market forms **higher highs and higher lows**. When the **previous high breaks**, a **new high forms**, and the price is expected to **pull back to the new low** and then continue upwards, breaking the latest high.
- ⚡ In a downtrend, the market forms **lower lows and lower highs**. When the **previous low breaks**, the price is expected to **pull back to the new lower high**, then drop and break a new low, continuing the trend.

Among these levels, **only one point is the real reversal level**—the others are **Inducement Levels (Liquidity Traps)**.

These **trick traders into entering positions**, triggering **their stop-losses** before the market **continues in its primary direction**.



Formation of Higher Highs (HH) in a downtrend, trapping traders into expecting a reversal

Types of Inducement in Trading

Inducement can be categorized based on **how it forms on the chart**:

Inducement in Supply & Demand Zones

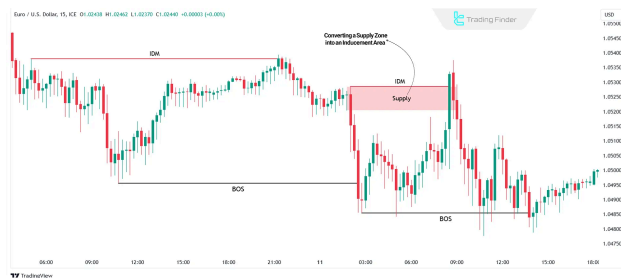
This type of **liquidity inducement** is common among **supply and demand traders**. It happens when **the price returns to a key supply or demand zone**, but instead of reversing, it **breaks through the zone** and **activates stop-losses**.

Immediately after this, the price **reverses back in the intended direction**. For example, in an **uptrend**, traders expect the price to **reverse from a demand zone after a pullback**, continuing the uptrend.

Clases para Principiantes

Accede a tus clases cuando quieras: 24/7, sin fechas límites

He
re



Supply Zone Acting as an Inducement Level in SMC Trading

Inducement in Support & Resistance

Support and resistance levels are often **liquidity inducement zones**.

- ⚡ When the price **approaches support**, traders expect it to **bounce upward**.
- ⚡ When the price **approaches resistance**, traders expect it to **reverse downward**.

However, **instead of reversing**, these levels **become liquidity traps**, leading to **stop-loss hunts** followed by a **price reversal in the opposite direction**. This is known as **False Breakouts**.

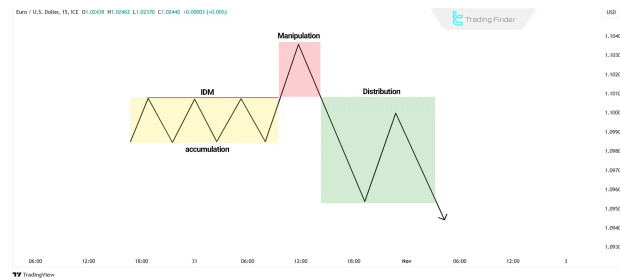


Formation of Equal Highs (Resistance) Acting as Inducement Levels

Inducement in Ranging (Consolidation) Markets

Another form of **Inducement (IDM)** occurs when the price consolidates **between support and resistance levels**. Retail traders often **buy at support** and **sell at resistance**.

However, **these levels sometimes act as liquidity traps**. Price may **break one side of the range**, sweep liquidity, then **reverse and break the other**, collecting more liquidity.



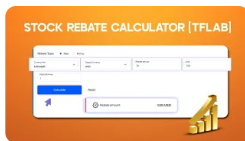
Power of Three (AMD) Phases in Range Inducement

This pattern is also known as **"External-to-External Inducement."** Some traders call it **the Power of Three (Accumulation, Manipulation, Distribution)**.

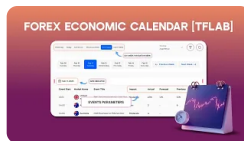
You May Like :



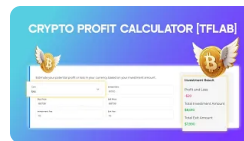
Forex Rebate
Calculator Tool - Forex
Cashback Calculatio...



Stock Rebate
Calculator Tool -
Calculate Cashback o...



Forex Economic
Calendar Tool [150+
Countries]



Crypto Profit/Loss
Calculator Tool - Live
Buy & Sell Price of...

How to Identify Inducement in Charts?

Identifying **past inducement zones** is easier since **major breakouts often indicate past liquidity traps**. However, **spotting Inducement in real-time trading** is more challenging.

When traders recognize an **inducement move**, their **stop-losses may already be triggered**. However, some **effective methods** to identify **liquidity inducement** include:

1. Observing Order Flow

In **higher timeframes**, analyze **order flow direction**.

- ⚡ If the order flow is bearish, any **bullish move in lower timeframes** could be **Inducement**.
- ⚡ If the order flow is bullish, any **bearish move in lower timeframes** could be **Inducement**.

2. Identifying Liquidity Pools

Inducement levels often **align with high-liquidity areas**. By spotting **liquidity pools**, traders can **identify inducement zones**.

3. First Pullback Rule

The **first pullback after a Break of Structure (BOS)** or a **support/resistance break** may be a **potential supply or demand zone**. However, this **first pullback** is an **inducement level** in many situations.

4. Premature Reversals

It might be an inducement level if the price **reverses at a weak level** rather than a **strong order block** or **breaker block**.

5. Extreme Volatility Zones

Supply and demand zones that experience **high volatility** may indicate **inducement levels**.

6. Premium & Discount Zones

Price typically makes deep pullbacks before continuing its trend. Understanding the depth of these pullbacks helps in identifying **inducement zones**.

- ⚡ In an **uptrend**, the **upper half of the price move** is the **premium zone** (overpriced), while the **lower half** is the **discount zone** (underpriced).
- ⚡ In a **downtrend**, the **lower half is premium** (expensive), and the **upper half is discount** (cheap).
- ⚡ **Zones formed in the premium area** are more likely to be **inducement zones**, while deeper discount zones have **stronger trade levels**.



Only the Bullish Order Block in the Discount Zone is valid and the others are Inducement Levels

7. Understanding Fundamental Factors

Traders often become so focused on **technical analysis** that they overlook the impact of **fundamental factors** on long-term price movements. Understanding these fundamentals can help in recognizing **inducement zones** more effectively.

For example, if a **fundamental analysis** suggests that price is likely to **pull back or reverse**, you may identify multiple levels along the way as **inducement (IDM)** rather than valid turning points.

8. Experience and Trade Journaling

Ultimately, the most reliable way to **identify inducement (IDM) in Smart Money trading** is through **experience and trade journaling**. Small details can significantly influence trading decisions.

In the context of **liquidity inducement**, traders can only recognize **true inducement levels** after repeatedly making mistakes in those areas in the past. These are the very zones that act as **inducement traps**.

Limitations of Trading with Inducement

Trading **based on liquidity inducement (IDM)** is an advanced technique that comes with its own complexities. The key limitations include:

- ⚡ **Uncertainty:** Inducement is a **psychological concept** based on **Smart Money's** expected manipulation and **stop-loss hunting**. There is **no concrete evidence** confirming it in every scenario.
- ⚡ **Inducement Alone Cannot Be Traded:** Inducement should not be used as a **standalone trading strategy**—it primarily serves to identify liquidity zones and avoid being trapped by them.
- ⚡ **Missed Trading Opportunities:** Overanalyzing **liquidity inducement** can lead to **missing high-quality trade setups**.

Inducement vs. Liquidity in Smart Money Concepts (SMC)

Both **Inducement and Liquidity** are key concepts in **Smart Money trading**, but they differ:

- ⚡ **Liquidity** refers to **zones with stop orders**; Once triggered, the price **reverses back into the primary trend**.
- ⚡ **Inducement** refers to **traps set by market manipulators**, encouraging traders to enter positions that **contribute to liquidity pools**.

Conclusion

Inducement in trading refers to **market manipulation by institutional players** to **trap retail traders** and **absorb liquidity**.

By understanding **Inducement**, traders can **avoid false setups** and **improve trade execution**.

Identifying **liquidity pools, order flow, and key market structures** can help **recognize these traps**.

FAQs

What is Inducement (Liquidity Inducement)? ▼

Inducement refers to market conditions where **large players** lure **retail traders** into taking incorrect positions.

Why is Inducement important in Forex? ▼

Due to **high volatility**, Inducement is frequently observed in **Forex markets**, where retail traders are more prone to falling into liquidity traps than other financial markets.

How can Inducement be identified? ▼

Inducement can be detected by **analyzing order flow, identifying liquidity pools, and examining price movements across different timeframes**.

What is the difference between Inducement and Liquidity? ▼

Liquidity refers to **zones where stop orders are accumulated**, while **Inducement represents liquidity traps that absorb these stop orders** before reversing.

Does Inducement only occur in Forex? ▼

Inducement can be found in **stocks, crypto, commodities, and other financial markets**.



5 From 5.0

(1)

Rate this post



Top Posts

[Write a comment](#)



Break of Structure (BOS) on ICT

Eda Kaya | Dec 22, 2024

7,493 Views



What is an ICT Order Block and How to Trade It?

Ram Nisha | Dec 23, 2024

7,860 Views











Turtle Soup Strategy from ICT Style

Arjun Mandal | Dec 23, 2024

7,493 Views

Our Social Media

 X(Twitter)	 Telegram
 MQL5	 TradingView
 Facebook	 Instagram
 Youtube	 Tik Tok

Latest Articles



What Is Demo Account? Differences Between Demo and Real Accounts

Forex Education

Davit Kvaratskhelia | Jun 17, 2025



What Is RSI? Identifying Overbought and Oversold Conditions in All Markets

Forex Education

Davit Kvaratskhelia | Jun 16, 2025



Williams %R Indicator: Overbought/Oversold Detection, Reversal Signals



Complete training in financial markets such as "Forex," "Stock Market," and "Cryptocurrencies" only becomes comprehensive with tested trading tools and strategies. "Trading Finder," with its experience, aids traders and investors in gaining a correct understanding and deep learning. The training programs are designed based on tools for traders of all levels, from "beginner to advanced."



English (EN)



About Us

Our Team

Advertisement

Indicators & Oscillators

Trading Tools

Contact Us

Jobs

Affiliates

Products

Trading Tools

Forex Methodology

Report a Bug

Our Scores

Financial Market Education

Risk Disclosure:

Participating in financial markets involves high risk, which can result in the loss of part or all of your investment. There are no

[Show More](#) ▾

Disclaimer:

[TradingFinder.com] assumes no responsibility for any potential losses or damages. All decisions are the sole responsibility of

[Show More](#) 

Disclosure of revenues and advertisements:

The "TradingFinder" platform offers various services, some of which, like introductions, are free, while others, such as our

[Show More](#) 

[Privacy Policy](#)

[Risk Warning](#)

[Cookies Policy](#)

[Copyright and Idea Submissions](#)

[Terms and Conditions Agreement](#)

© 2025 TradingFinder, Inc. All rights reserved.