

Become a Master of AI Tools

Upgrade your career with in-demand AI skills

Coursiv

Learn More

TradingFinder > Education > Forex Education > ICT Son's Model Trading Setup in Higher Time Fr...

ICT Son's Model Trading Setup in Higher Time Frames; DOL & Liquidity Sweep

Categories: Forex Education ICT (Inner Circle Trader) Education

Article Level: Intermediate

Writer: Arjun Mandal | Reviewer: Ram Nisha | Fact checker: Eda Kaya | Modified: Apr 23, 2025

Comments: 0

Views: 597

6 Min

The ICT Son's Model – HTF trading strategy is an optimized version of the 30-second Son's Model setup, designed for higher time frames such as 1-hour and 4-hour charts.



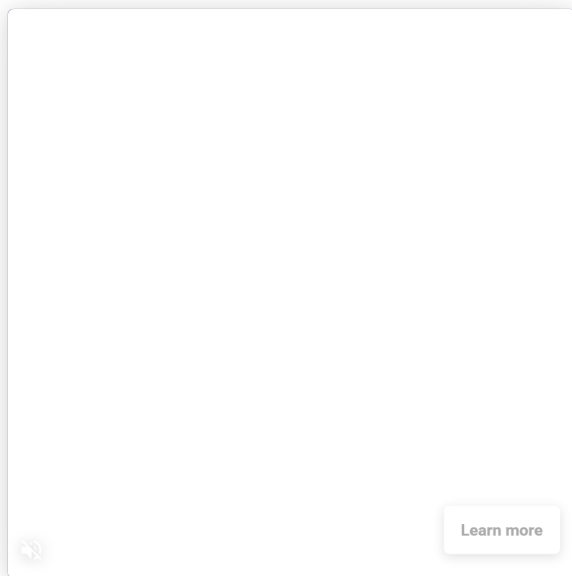
The ICT Son's Model is an strategy for higher time frames

This strategy utilizes the **ICT style** core principles and key concepts, such as **Draw On Liquidity** and **Sweep**, enabling traders to perform more precise market structure analysis.

The main difference between this approach and others is using **higher time frames** to identify key areas.



W
pc
V



The **ICT Son's Model - HTF strategy** is designed to leverage higher time frames beyond 30 seconds to gain more reliable trading signals.

This method focuses on **liquidity**, **market structure**, and entry techniques that can enhance your trading performance. Below are the key Steps of this strategy:

#1 Draw On Liquidity (DOL)

The first step in the ICT Son's Model - HTF strategy is identifying liquidity areas and determining the **Draw On Liquidity (DOL)** direction on the 1-hour or 4-hour chart.

This involves recognizing areas where the market has previously reversed, such as **Highs or Lows**, internal and external liquidity zones.

⚡ **Key Levels:** Traders should mark critical levels on 4-hour or 1-hour charts. These levels include **Highs, Lows, and Fair Value Gaps (FVGs)**, acting as potential reversal and liquidity accumulation points.

⚡ **Internal and External Liquidity:** When identifying DOL, remember that price consistently moves from **internal liquidity** to external liquidity zones (and vice versa).



Identifying Draw On Liquidity on the 4-hour NASDAQ chart using the ICT Son's Model higher time frame setup

#2 Liquidity Sweep

The next step in the ICT Son's Model - HTF trading strategy is observing the **Liquidity Sweep** on the 15-minute chart:

1. **Swing Highs and Lows:** Look for the sweep of a **Swing High** or **Swing Low**.
2. **Bullish Confirmation:** If the DOL direction is bullish, wait for a **bullish candle** to close after sweeping a **Swing Low**.
3. **Bearish Confirmation:** If the DOL direction is bearish, look for a **bearish candle** to close after sweeping a **Swing High**.



Reviewing the higher time frame ICT Son's Model setup and Swing High Liquidity Sweep on the 15-minute NASDAQ chart

#3 Entry Techniques

The entry point in the ICT Son's Model – HTF setup is crucial, and **Fair Value Gaps (FVGs)** play a significant role:

1. **After Liquidity Sweep:** Immediately after a liquidity sweep (of a High/Low) and the closing of a reversal candle (bullish/bearish), switch to the 1-minute chart.
2. **Using FVGs:** On the 1-minute chart, wait for an FVG to form before entering the trade. These gaps represent areas where the price is likely to return.
3. **5-Minute Chart:** Traders aiming to enter trades on the 5-minute chart should identify the DOL direction on the 4-hour or daily chart.



How to enter trades in the ICT Son's Model-HTF setup on the 1-minute NASDAQ (NQ100) chart

#4 Risk Management

Effective risk management is crucial to maintain profitability in trading. The ICT Son's Model higher time frame setup emphasizes maintaining a balanced risk-to-reward ratio.

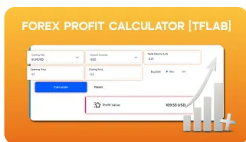
⚡ **Risk/Reward Ratio:** Aim for a risk/reward ratio of 1:1 or a maximum of 1:2. This ensures that potential profits are at least equal to possible losses.

⚡ **Stop Loss:** For indices like NASDAQ and S&P, set a minimum stop loss of 15-20 points to protect your capital against market volatility.

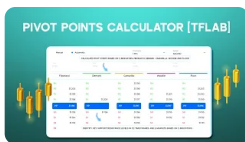
You May Like :



Forex Holidays Calendar Tool 2025 [Stock & Financial] – 9...



Forex Profit/Loss Pip Calculator Tool (with Formula) - [20+...



Forex Pivot Points Calculator Tool; 150+ Instruments Across 6...



Forex Pair Correlation Display Tool | +72 Currency Pairs...

Conclusion

The ICT Son's Model trading setup in higher time frames (HTF) offers a structured approach for forex and cryptocurrency.

Traders can confidently navigate markets by focusing on liquidity, **optimizing entry techniques** (OTE), and adhering to strict risk management principles.

FAQs

What is the ICT Son's Model - HTF trading setup? ▼

This setup involves identifying liquidity focus on the 4-hour chart, observing liquidity sweeps on the 15-minute chart, and entering trades using Fair Value Gaps (FVGs) on the 1-minute chart. ▼

No, this strategy is more suitable for traders with sufficient experience in market analysis and using higher time frames. Beginners should first learn the basics. ▼

What time frames are ideal for this strategy? ▼

The 4-hour, 1-hour, and 15-minute charts are recommended for market analysis, while 1-minute or 5-minute charts are suggested for entry points.



5 From 5.0

(1)

Rate this post





0 Comment

[Write a comment](#)

Table Of Content



What is ICT Son's Model - HTF Trading Strategy?



Conclusion

Top Posts



What is an ICT Order Block and How to Trade It?

Ram Nisha | Dec 23, 2024

7,857 Views



Turtle Soup Strategy from ICT Style

Arjun Mandal | Dec 23, 2024

7,490 Views

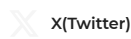


Break of Structure (BOS) on ICT

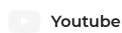
Eda Kaya | Dec 22, 2024

7,490 Views

Our Social Media



Mq15



Latest Articles



What Is Demo Account? Differences Between Demo and Real Accounts

Forex Education

Davit Kvaratskhelia | Jun 17, 2025



What Is RSI? Identifying Overbought and Oversold Conditions in All Markets

Forex Education

Davit Kvaratskhelia | Jun 16, 2025



Williams %R Indicator: Overbought/Oversold Detection, Reversal Signals

Forex Education

Rajesh Sharma | Jun 15, 2025



Complete training in financial markets such as "Forex," "Stock Market," and "Cryptocurrencies" only becomes comprehensive with tested trading tools and strategies. "Trading Finder," with its experience, aids traders and investors in gaining a correct understanding and deep learning. The training programs are designed based on tools for traders of all levels, from "beginner to advanced."



English (EN)
▼

About Us

Our Team

Advertisement

Indicators & Oscillators

Trading Tools

Contact Us

Jobs

Affiliates

Products

Trading Tools

Forex Methodology

Report a Bug

Our Scores

Financial Market Education

Become a Master of AI Tools

Don't get left behind — master AI now. The future belongs to those who learn AI

Coursiv

[Learn](#)

Risk Disclosure:

Participating in financial markets involves high risk, which can result in the loss of part or all of your investment. There are no

[Show More](#) ▼

Disclaimer:

[TradingFinder.com] assumes no responsibility for any potential losses or damages. All decisions are the sole responsibility of

[Show More](#) ▼

Disclosure of revenues and advertisements:

The "TradingFinder" platform offers various services, some of which, like introductions, are free, while others, such as our

[Show More](#) 

[Privacy Policy](#)

[Risk Warning](#)

[Cookies Policy](#)

[Copyright and Idea Submissions](#)

[Terms and Conditions Agreement](#)

© 2025 TradingFinder, Inc. All rights reserved.