



TradingFinder > Education > Forex Education > Learn to Trade Asian Session Range Using ICT PO3 (A...

Learn to Trade Asian Session Range Using ICT PO3 (AMD); ICT Asian Session PO3

Categories: [Forex Education](#) [ICT \(Inner Circle Trader\) Education](#)

Article Level: **Advanced**



Writer:
Rajesh Sharma



Reviewer:
Arjun Mandal



Fact checker:
Nino Gogochashvili

Modified: May 24, 2025

Comments: 0

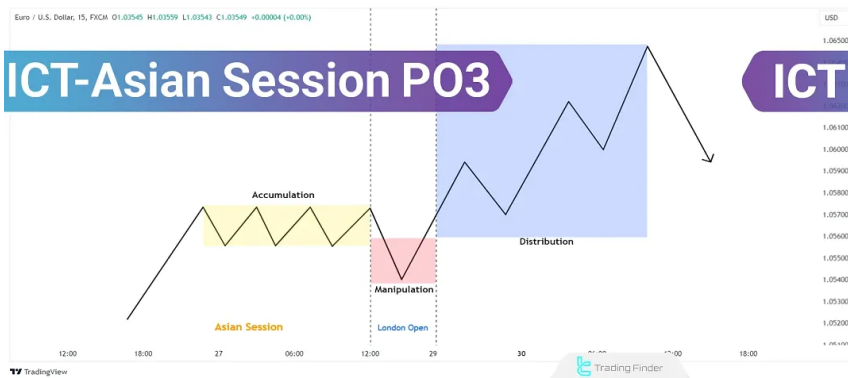
Views: 776

8 Min

The **ICT Asian Session PO3** strategy is an advanced method derived from [ICT trading concepts](#). It specifically focuses on three key phases of **The ICT PO3** Strategy During the Asian Session:

- ⚡ **Accumulation**
- ⚡ **Manipulation**
- ⚡ **Distribution**

The **ICT Asian Session PO3** strategy emphasizes **specific price movement patterns** within the [Asian trading session](#), so traders can capitalize on unique opportunities in this **timeframe**.



Trading Asian Session Dealing Range Using PO3 Strategy

The distinct characteristics of the **Asian session**, such as **low volatility** and **price consolidation phases**, make it a **prime environment** for identifying **smart money movements**.

What is Asian Trading Session?

but **quickly reverse**.

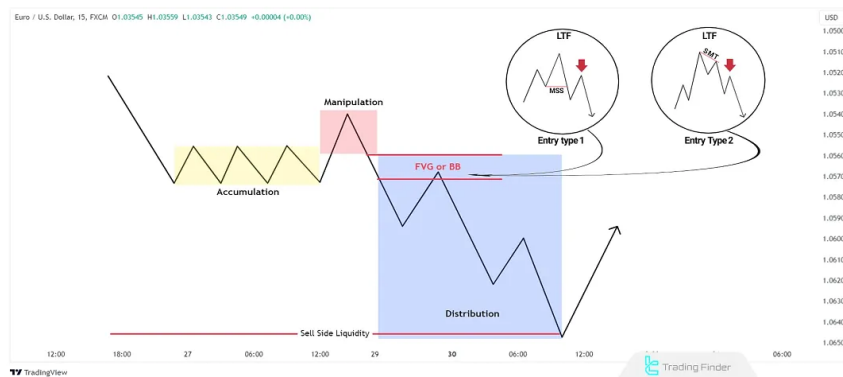
2. **Volume Analysis:** Analyzing trading **volume** during these manipulations can provide insights into **movement strength**.

Distribution Phase

The **distribution phase** occurs when **market makers** begin to **offload positions**. This stage typically aligns with the **opening of the European session**, leading to increased volatility.

Key considerations:

1. **Breakouts:** A **real breakout** from the **accumulation phase** may signal a **strong directional move**.
2. **Trend Reversals:** Be cautious of **trend reversals** as the market transitions from the **Asian to the European session**.



Accumulation, Manipulation, and Distribution (AMD) Phases in the Asian Session of Power of Three Setup

Implementing the ICT Asian Session PO3 Strategy

To **successfully execute** the **ICT Asian Session PO3 strategy**, traders must follow a **structured, step-by-step approach**. The following guidelines will help you **apply this strategy effectively**:

#1 Identify Market Bias Using the Daily Bias Concept

Before anything else, determine the **market's daily bias**—which reflects the **overall market direction** for the day. This helps traders **understand the dominant trend**.

To establish **daily bias**, analyze **higher timeframes** (e.g., **daily or 4-hour charts**) to identify **bullish or bearish tendencies**.

Key factors in determining **Daily Bias**:

1. **Market structure and direction**
2. **Identifying key ICT order blocks or Mitigation Blocks**
3. **Analyzing the previous day's candlestick** to recognize key turning points

#2 Identify Key Levels Before the Asian Session Begins

1. **Support and Resistance Levels:** Based on the **Daily Bias**, determine key **zones** that may influence **accumulation or breakouts**.
2. **Appropriate Timeframes:** Use **mid-term timeframes (1-hour or 4-hour)** to pinpoint key levels.
3. **Asian Session Awareness:** Be mindful of the **Asian Kill Zone (07:00 PM to 04:00 AM NY time)**.

#3 Monitor Price Movements During the Asian Session

1. **Accumulation Phase:** Identify **range-bound price movements** that define the **consolidation zone**.
2. **Candle Patterns:** Look for formations such as **Pin Bars** or **Engulfing Candles**, which may indicate

accumulation and manipulation.

3. **Liquidity Inducement:** Check for **false breakouts** near **support or resistance levels**.

#4 Prepare for the European Session & Distribution Phase

1. **Breaker Block Identification:** If the price exits the accumulation zone, analyze **breaker block areas** for trade entries.

2. **Trade Setup Confirmation:** Verify if the price moves toward **key levels**, such as a **Mitigation Block**.

3. **Pullback Entries:** Wait for the price to **return to key levels** before entering trades.

#5 Risk Management & Trade Execution

1. **Stop-Loss Placement:** Set stops **slightly below the accumulation low or above the high**.

2. **Take-Profit Targets:** Use **higher timeframe support/resistance levels** for TP zones.

3. **Trade Management:** Secure partial profits or **adjust stop-losses** if the trend shifts.

#6 Document & Improve Strategy Execution

1. **Trade Logging:** Record trade details, including **entry, stop-loss, timeframe, and results**.

2. **Post-Trade Analysis:** Evaluate strengths and weaknesses to improve future trades.




ICT PO3 Trade Setup in the Asian Session on the 15-Minute EUR/USD Chart


Conclusion


The **ICT Asian Session PO3 strategy** is a comprehensive and structured approach for capitalizing on the opportunities available in the **Asian session** of the Forex and Crypto markets.


This strategy focuses on three main phases of **Accumulation, Manipulation, and Distribution**.


FAQs

How does the Asian Kill Zone impact the PO3 strategy? 

Is the PO3 strategy only available for the Asian session? 

What tools help analyze PO3 phases? 

Where should the stop-loss be placed in PO3? 

Is PO3 effective in Crypto markets? 



5 From 5.0

(1)

Rate this post



0 Comment

Write a comment

Table Of Content



What is Asian Trading Session?

Power of Three ICT Concept (PO3 - AMD)

Implementing the ICT Asian Session PO3 Strategy

Conclusion

Top Posts



What is an ICT Order Block and How to Trade It?

Ram Nisha | Dec 23, 2024

7,857 Views



Break of Structure (BOS) on ICT

Eda Kaya | Dec 22, 2024

7,490 Views

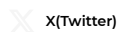


Turtle Soup Strategy from ICT Style

Arjun Mandal | Dec 23, 2024

7,487 Views

Our Social Media



X(Twitter)



Telegram



MQL5 Mql5



TradingView



Facebook



Instagram



Youtube



Tik Tok

Latest Articles

What is demo Account?



Suitable for

No Financial



What Is Demo Account? Differences Between Demo and Real Accounts

Forex Education

Davit Kvaratskhelia | Jun 17, 2025



What Is RSI? Identifying Overbought and Oversold Conditions in All Markets

Forex Education

Davit Kvaratskhelia | Jun 16, 2025



Williams %R Indicator: Overbought/Oversold Detection, Reversal Signals

Forex Education

Rajesh Sharma | Jun 15, 2025



Complete training in financial markets such as "Forex," "Stock Market," and "Cryptocurrencies" only becomes comprehensive with tested trading tools and strategies. "Trading Finder," with its experience, aids traders and investors in gaining a correct understanding and deep learning. The training programs are designed based on tools for traders of all levels, from "beginner to advanced."

 English (EN)[About Us](#)[Contact Us](#)[Forex Methodology](#)[Our Team](#)[Jobs](#)[Report a Bug](#)[Advertisement](#)[Affiliates](#)[Our Scores](#)[Indicators & Oscillators](#)[Products](#)[Financial Market Education](#)[Trading Tools](#)[Trading Tools](#)**Risk Disclosure:**

Participating in financial markets involves high risk, which can result in the loss of part or all of your investment. There are no guarantees

[Show More](#) **Disclaimer:**

[TradingFinder.com] assumes no responsibility for any potential losses or damages. All decisions are the sole responsibility of the

[Show More](#) **Disclosure of revenues and advertisements:**

The "TradingFinder" platform offers various services, some of which, like introductions, are free, while others, such as our specialized

[Show More](#) [Privacy Policy](#)[Risk Warning](#)[Cookies Policy](#)[Copyright and Idea Submissions](#)[Terms and Conditions Agreement](#)

© 2025 TradingFinder, Inc. All rights reserved.