

Become a Master of AI Tools

Get started with easy, practical AI courses — no experience needed

Coursiv

Learn More

TradingFinder > Education > Forex Education > What is TradingView? 100 Built-in Indicators, Wa...

What is TradingView? 100 Built-in Indicators, Watchlist, and Screeners

Categories: Forex Education TradingView Education Trading Platforms Financial Articles

Article Level: Intermediate

Writer: Rajesh Sharma | Reviewer: Arjun Mandal | Fact checker: Eda Kaya | Modified: May 19, 2025

Comments: 0

Views: 795

6 Min

TradingView is an advanced trading platform for charting and market analysis, used daily by **over 50 million users** worldwide.

The platform was launched in 2011 by **Stan Bokov, Denis Globa, and Konstantin Ivanov.**



This platform provides users with access to various **technical analysis indicators, drawing tools, and customizable charts.**

Additionally, it provides real-time market data covering global markets, giving traders up-to-date information.

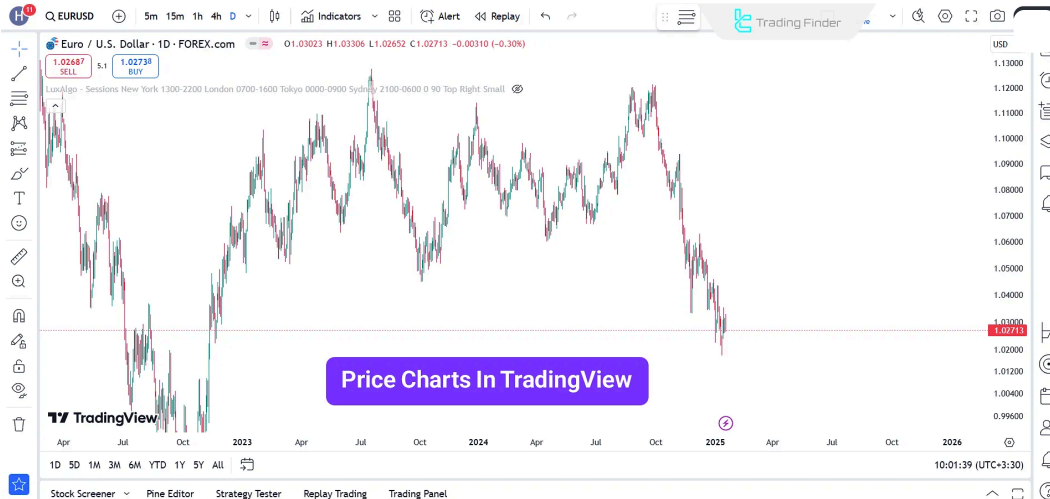
Key Features of TradingView

TradingView offers various features such as **watchlists**, **market screeners**, **trading alerts**, and more.

Advanced Charts

TradingView provides various chart types, including **Candlestick**, **Heikin Ashi**, **Renko**, **Kagi**, and more.

The platform allows access to multiple timeframes, different graphical themes, price action analysis, and pattern recognition.



Candlestick price charts on the TradingView platform

Technical Indicators

This platform provides over 100 built-in indicators. **Popular indicators on TradingView:**

- ⚡ **Moving Average (MA)**
- ⚡ **Relative Strength Index (RSI)**
- ⚡ **MACD**
- ⚡ **Bollinger Bands**

Traders can enhance their analysis by adding custom-built **TradingView indicators** to their chosen symbol chart.

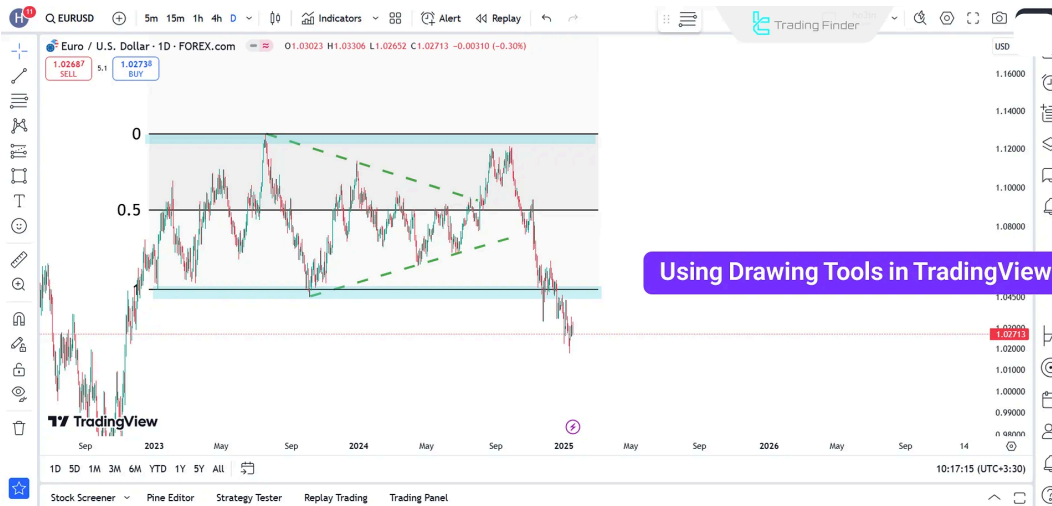


Technical indicators such as RSI and Moving Average in TradingView

Drawing Tools

This trading platform offers an extensive set of drawing tools, such as:

- ⚡ Trend lines
- ⚡ Fibonacci Retracements
- ⚡ Support/Resistance Levels

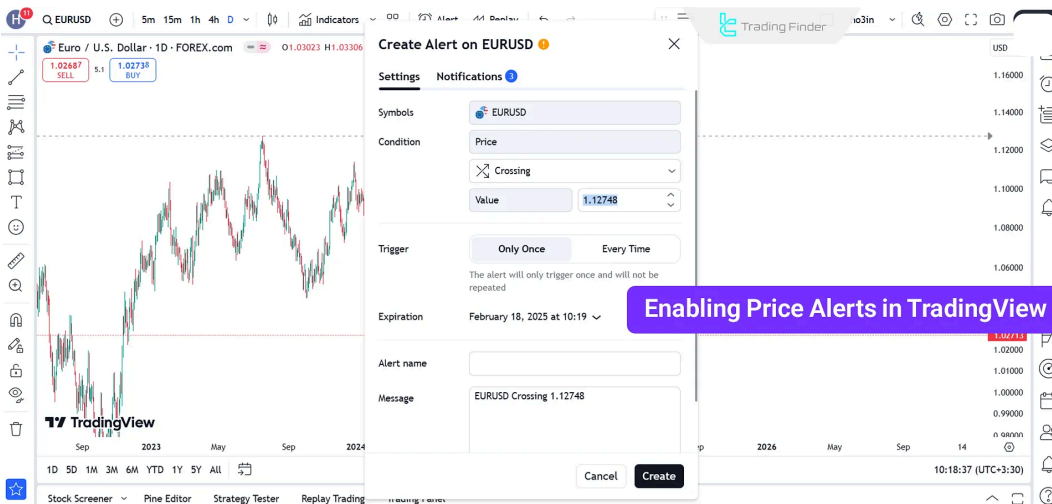


Using TradingView drawing tools on a EUR/USD chart

Trading Alerts

Custom alerts can be set in the TradingView platform based on **price levels, technical indicators, or specific events.**

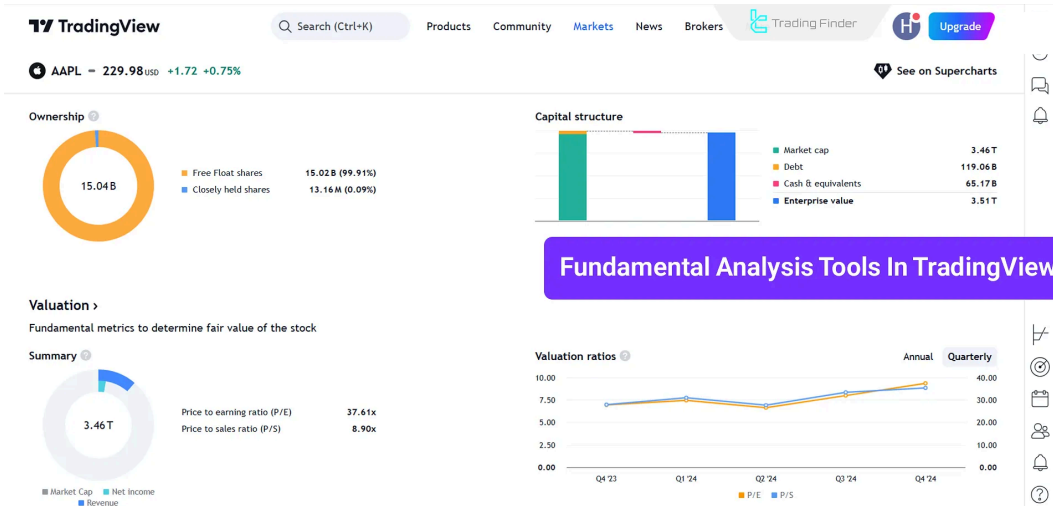
Alerts are sent via visual pop-ups, email, SMS, and mobile notifications. These alerts can be received via the **TradingView webhook, visual pop-ups, email, SMS, and mobile** notifications.



Creating a price alert on the TradingView site

Fundamental Analysis

This platform provides tools for fundamental analysis, such as **valuation ratios, financial statement analysis, and historical company data.**



Fundamental data page for Apple stock on the TradingView platform

Watchlist

The Watchlist is a real-time tool for tracking **price movements** and **trading volumes**. It also allows users to switch quickly between symbols displayed on the widget panel to the right of the chart.



Simultaneous price data monitoring via the TradingView Watchlist

Bar Replay Tool

The Bar Replay feature allows users to simulate past price movements to **test strategies** and **evaluate trade setups** under various conditions.



Bar Replay widget for testing strategies in TradingView

Market Screener

The Screener is a tool to search and sort assets based on **user-preferred parameters**.

The screenshot displays the "Crypto Coins Screener" in TradingView. It features a search bar and various filter options such as "Rank", "Market cap", "Vol / Market Cap", "Addr with balance", "Volume", "Vol Change %", "Tx vol in USD", "Change %", and "Perf %". A blue callout box labeled "Screener In TradingView" points to the table. The table lists the top 10 cryptocurrencies with columns for Coin, Rank, Price, Change % 24h, Market cap, Volume 24h, Circ supply, and Category.

Coin	Rank	Price	Change % 24h	Market cap	Volume 24h	Circ supply	Category
BTC Bitcoin	1	103,166.82 USD	+1.54%	2.04T USD	69.51 B USD	19.81M	Cryptocurrencies, Layer 1
ETH Ethereum	2	3,294.13 USD	-2.26%	396.95 B USD	29.47 B USD	120.5M	Smart contract platforms, Layer 1
XRP XRP	3	3.1305 USD	-5.96%	180.21 B USD	13.96 B USD	57.56 B	Cryptocurrencies, Enterprise solution...
USDT Tether USDt	4	0.99964 USD	-0.02%	138.25 B USD	143.2 B USD	138.3 B	Stablecoins, Asset-backed Stablecoins
SOL Solana	5	233.60 USD	+9.94%	113.67 B USD	9.46 B USD	486.59M	Smart contract platforms, Layer 1
BNB BNB	6	701.55 USD	-2.06%	101.03 B USD	2.09 B USD	144.01M	Smart contract platforms, Centralize...
DOGE Dogecoin	7	0.39790 USD	+2.80%	58.76 B USD	8.73 B USD	147.67 B	Memes, Cryptocurrencies, Layer 1
USDC USDC	8	1.0007 USD	+0.07%	47.43 B USD	13.32 B USD	47.39 B	Stablecoins, Asset-backed Stablecoins
ADA Cardano	9	1.0708 USD	-4.67%	37.65 B USD	1.89 B USD	35.16 B	Smart contract platforms, Layer 1
TRX TRON	10	0.24201 USD	-1.01%	20.85 B USD	1.39 B USD	86.16 B	Smart contract platforms, Payments, ...

TradingView platform Screener for filtered searches and detailed data

News Coverage

The News feature provides real-time, comprehensive financial news from **globally recognized agencies**.

News page on TradingView site

Pine Script

The platform allows users to create indicators, strategies, and alerts using the **Pine Script** programming language.

Check [TradingFinder's TradingView Scripts](#) page for the most up-to-date indicators and trading strategies.

```

1 // This Pine Script™ code is subject to the terms of the Mozilla Public License 2.0 at https://mozilla.org/MPL/2.0/
2 // © ho3i5kM
3
4 //@version6
5 indicator("My script")
6 plot(close)
7

```

Pine Script editor page on TradingView site

Trading Ideas

In the Trading Ideas section, you can **share strategies, tactics,** and **analyses** with traders worldwide or draw inspiration from them.

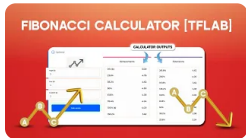
Live Video Streaming

This trading platform supports live video streaming, enabling traders to share their market insights, analyses, and strategies with others interactively in real-time.

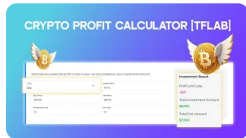
TradingView Chat

The chat feature allows real-time conversations with other traders on the platform.

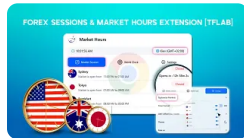
You May Like :



Online Fibonacci
Calculator Tool; A, B, C
Levels Calculation +...



Crypto Profit/Loss
Calculator Tool - Live
Buy & Sell Price of...



Forex Sessions &
Market Hours
Extension-TFLab [AI-...



Crypto Market Watch
Extension;
Cryptocurrency Price...

TradingView Pros and Cons

While using TradingView has various advantages it has its disadvantages. **TradingView benefits and drawbacks:**

Pros	Cons
Extensive tools for technical and fundamental analysis	Limitations in the free version
Multiple markets and asset coverage	Limited customer support
Easy comparison of various instruments on a single chart	Not compatible with all brokers and exchanges

Conclusion

TradingView offers a wide range of customizable charts and analytical tools for traders, such as **100+ technical indicators, drawing tools, Bar Replay, and watchlist.**

With tools such as **trading alerts** and extensive news coverage, TradingView helps users stay informed of the latest market changes.



Become a Master of AI Tools

Upgrade your career with in-demand AI skills

H
sc
Coursiv

[Learn](#)

FAQs

- How can I use the "Bar Replay" tool? ▼
The "Bar Replay" tool allows users to simulate past price movements to test trading strategies. Enable this feature in the chart settings.
- Does TradingView support all brokers? ▼
No, TradingView only supports some prominent and reputable brokers.
- How can I view trading ideas from others? ▼
In the Trading Ideas section, explore strategies, analyses, and suggestions other users share.
- Can I trade on TradingView? ▼
Yes, TradingView enables direct trading through collaboration with reputable brokers.
- Can I set trading alerts in TradingView? ▼
Yes, custom alerts can be set based on price levels, indicators, or specific events. Alerts are notified via pop-ups, email, and SMS.
- How can I analyze in TradingView? ▼
TradingView provides various tools for technical analysis. For market analysis, you can use built-in indicators, drawing tools, and multiple timeframes. It also allows the simultaneous comparison of

Table Of Content

- Key Features of TradingView
- TradingView Pros and Cons
- Conclusion

Top Posts



5 From 5.0

(1)

Rate this post



What is an ICT Order Block and How to Trade It?

Ram Nisha | Dec 23, 2024

7,793 Views



Turtle Soup Strategy from ICT Style

Arjun Mandal | Dec 23, 2024



7,436 Views



Break of Structure (BOS) on ICT

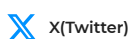
Eda Kaya | Dec 22, 2024







7,446 Views

0 Comment

[Write a comment](#)

Our Social Media



 Mql5	 TradingView
 Facebook	 Instagram
 Youtube	 Tik Tok

Latest Articles



What Is Demo Account? Differences Between Demo and Real Accounts

Forex Education

Davit Kvaratskhelia | Jun 17, 2025



What Is RSI? Identifying Overbought and Oversold Conditions in All Markets

Forex Education

Davit Kvaratskhelia | Jun 16, 2025



Williams %R Indicator: Overbought/Oversold Detection, Reversal Signals

Forex Education

Rajesh Sharma | Jun 15, 2025



Complete training in financial markets such as "Forex," "Stock Market," and "Cryptocurrencies" only becomes comprehensive with tested trading tools and strategies. "Trading Finder," with its experience, aids traders and investors in gaining a correct understanding and deep learning. The training programs are designed based on tools for traders of all levels, from "beginner to advanced."



 English (EN)
▼

About Us

Our Team

Advertisement

Indicators & Oscillators

Trading Tools

Contact Us

Jobs

Affiliates

Products

Trading Tools

Forex Methodology

Report a Bug

Our Scores

Financial Market Education

Risk Disclosure:

Participating in financial markets involves high risk, which can result in the loss of part or all of your investment. There are no

[Show More](#) ▼

Disclaimer:

[TradingFinder.com] assumes no responsibility for any potential losses or damages. All decisions are the sole responsibility of

[Show More](#) ▼

Disclosure of revenues and advertisements:

The "TradingFinder" platform offers various services, some of which, like introductions, are free, while others, such as our

[Show More](#) ▼

[Privacy Policy](#)

[Risk Warning](#)

[Cookies Policy](#)

[Copyright and Idea Submissions](#)

[Terms and Conditions Agreement](#)

© 2025 TradingFinder, Inc. All rights reserved.