

Become a Master of AI Tools

Upgrade your career with in-demand AI skills

Coursiv

Learn More

TradingFinder > Education > Forex Education > Learning Liquidity Void (LV) in ICT Style

Learning Liquidity Void (LV) in ICT Style

Categories: Forex Education ICT (Inner Circle Trader) Education

Article Level: Intermediate



Writer: Rajesh Sharma



Reviewer: Arjun Mandal



Fact checker: Ram Nisha



Modified: Apr 27, 2025

Comments: 0

Views: 520

7 Min



Liquidity Void (LV) refers to a situation where there are **insufficient** orders to fill a rapid price **movement** within a specific timeframe.



Guide for Creating a Liquidity Void Gap in ICT Style

This **phenomenon** is often considered an indication of **strong market** movements and a lack of sufficient buyer or seller participation in that area.

What is ICT Liquidity Void?

In financial markets, "**liquidity**" means the presence of active buyers or sellers, and "**void**" means the absence or lack thereof.

Liquidity void in the **ICT style** occurs when the price breaks out of a **consolidation** phase and moves **aggressively** in one direction without **returning** or **forming** shadows in the previous candles' range. This imbalance between buyers and sellers is known as the ICT **liquidity void**.



Bullish ICT Liquidity Void

A **bullish liquidity void** occurs when the price breaks out of a consolidation range (a **narrow price fluctuation zone**) and moves strongly **upward**, absorbing **sell-side liquidity**.

Insufficient sell-side liquidity causes the price to surge upward and creates an **imbalance** in the market, which is called a "**bullish liquidity void**."



How bullish liquidity void works in ICT style For more information on liquidity voids, you can use the TradingFinder

For more information on liquidity voids, you can use the TradingFinder indicator set:

- ⚡ [Liquidity Void \(LV\) Indicator for MetaTrader 4](#)
- ⚡ [Liquidity Void \(LV\) Indicator for MetaTrader 5](#)
- ⚡ [Liquidity Void \(LV\) Indicator for TradingView](#)

How to Trade Bullish Liquidity Void?

To trade bullish liquidity void, consider the following three steps:

1. **Market Analysis:** First, determine whether the market is **bullish** or **bearish**.
2. **Bullish Market:** In a bullish market, the price usually retraces downward to fill the **liquidity void**, after which the upward move resumes. In these **conditions**, you can find buy setups within the void.
3. **Support Level:** A bullish liquidity void in an uptrend is a strong **support level**.



How to trade bullish liquidity void in ICT style

Bearish ICT Liquidity Void

A bearish liquidity void occurs when the price breaks strongly **downward** from a **consolidation** phase with large candles, **absorbing** buy-side liquidity.

This void occurs due to the absence of sufficient **buy-side liquidity**. The price moves downward without returning, creating an **imbalance** in the market.



How bearish liquidity void works in ICT style

How to Trade Bearish Liquidity Void?

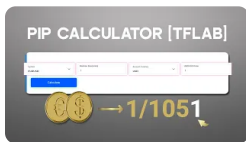
To trade bearish liquidity void, consider the following three steps:

1. **Market Structure:** First, determine the market trend (bullish or bearish).
2. **Bearish Market:** In a bearish market, the price usually retraces upward to fill the **liquidity** void before resuming its **downward**. In these conditions, you can look for sell setups within the void.
3. **Resistance Level:** A bearish liquidity void in a downtrend is a strong **resistance level**.



How to trade bearish liquidity void in ICT style

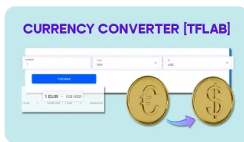
You May Like :



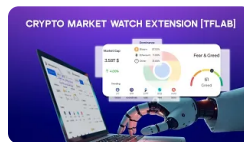
Forex Pip Calculator
Tool 2025 [Calculate
+70 Assets by Enterin...



Connecting
TradingView to
Telegram Channel -...



Currency Converter
Calculator - Two-Way
Exchange Rates for 2...



Crypto Market Watch
Extension;
Cryptocurrency Price...

Do Liquidity Voids Always Get Filled?

There is no specific timeframe for filling or rebalancing a liquidity void. The price may fill the void immediately or return to fill it days later.

Is Filling a Liquidity Void Guaranteed?

No, **there is no guarantee that a liquidity void will be filled.** The price may continue without returning to the **previous liquidity void** or create new voids.

Price behavior depends on **market conditions, structure,** and **liquidity flow.**

Differences Between Liquidity Void (LV) and Fair Value Gap (FVG)

A liquidity void is a larger pattern that encompasses several **fair value gaps**. Some of the key differences between these two models are as follows:

Pattern	Liquidity Void (LV)	Fair Value Gap (FVG)
Definition	An area with rapid movements and imbalance in trading volume	A gap between candles due to price imbalance
Cause	Lack of liquidity and volume in the market	Strong price movements and mismatched orders

Appearance on Chart	Long, rapid candles with no price retracement	Gap between the high and low of candles
Purpose in Technical Analysis	Filling the gap to rebalance liquidity	Identifying areas for price reversal or trend continuation
Signs	Sharp decrease in trading volume and rapid price movement	Visible gap between candles

Conclusion

Liquidity voids occur when the price moves rapidly and aggressively without retracement or **balance** in trading, creating an imbalance between buyers and sellers.

Although these voids can be used as trading opportunities, there is **no guarantee** that they will be filled or **rebalanced**, as it depends on market **conditions**.

Use this concept in combination with structural changes for better analysis and confirmation.

FAQs

What is Liquidity Void? ∨

A liquidity void occurs when the price moves rapidly and aggressively, creating an imbalance between buyers and sellers.

Does the price always fill the liquidity void? ∨

No, filling the liquidity void is not guaranteed. The price may fill the void or continue its move without returning.

How can traders use liquidity voids in their trades? ∨

Traders can wait for the price to return to the 50% level of the liquidity void (Consequent Encroachment) and enter a trade after the price stabilizes.

What is the difference between the Liquidity Void and the Fair Value Gap (FVG)? ∨

A fair value gap is a smaller three-candle pattern with a gap between the first and third candles, whereas a liquidity void can consist of multiple candles and include several fair value gaps.



Table Of Content

- What is ICT Liquidity Void?
- Bullish ICT Liquidity Void
- Bearish ICT Liquidity Void
- Do Liquidity Voids Always Get Filled?
- Is Filling a Liquidity Void Guaranteed?
- Differences Between Liquidity Void (LV) and Fair Value Gap (FVG)
- Conclusion

Top Posts



ent
What is an ICT Order Block and How to Trade It?

[Write a comment](#)

Ram Nisha | Dec 23, 2024

7,790 Views



Structure (BOS)
Break of Structure (BOS) on ICT

Eda Kaya | Dec 22, 2024

7,443 Views

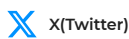


Strategy
Turtle Soup Strategy from ICT Style

Arjun Mandal | Dec 23, 2024

7,433 Views

Our Social Media



Latest Articles



What Is Demo Account? Differences Between Demo and Real Accounts

Forex Education

Davit Kvaratskhelia | Jun 17, 2025



What Is RSI? Identifying Overbought and Oversold Conditions in All Markets

Forex Education

Davit Kvaratskhelia | Jun 16, 2025



Williams %R Indicator: Overbought/Oversold Detection, Reversal Signals

Forex Education

Rajesh Sharma | Jun 15, 2025



Complete training in financial markets such as "Forex," "Stock Market," and "Cryptocurrencies" only becomes comprehensive with tested trading tools and strategies. "Trading Finder," with its experience, aids traders and investors in gaining a correct understanding and deep learning. The training programs are designed based on tools for traders of all levels, from "beginner to advanced."

 English (EN) ▼

About Us

Contact Us

Forex Methodology

Our Team

Jobs

Report a Bug

Advertisement

Affiliates

Our Scores

Indicators & Oscillators

Products

Financial Market Education

Trading Tools

Trading Tools

Risk Disclosure:

Participating in financial markets involves high risk, which can result in the loss of part or all of your investment. There are no

[Show More](#) ▼

Disclaimer:

[TradingFinder.com] assumes no responsibility for any potential losses or damages. All decisions are the sole responsibility of

[Show More](#) ▼

Disclosure of revenues and advertisements:

The "TradingFinder" platform offers various services, some of which, like introductions, are free, while others, such as our

[Show More](#) ▼

[Privacy Policy](#)

[Risk Warning](#)

[Cookies Policy](#)

[Copyright and Idea Submissions](#)

[Terms and Conditions Agreement](#)

© 2025 TradingFinder, Inc. All rights reserved.