

# Become a Master of AI Tools

Upgrade your career with in-demand AI skills

Coursiv

Learn More

TradingFinder > Education > Forex Education > ICT Asian Range Trading Strategy – Liquidity Swee...

## ICT Asian Range Trading Strategy – Liquidity Sweep & Daily Bias

Categories: Forex Education ICT (Inner Circle Trader) Education

Article Level: Advanced



Writer: Rajesh Sharma



Modified: May 13, 2025

Comments: 0

Views: 972

7 Min



The "ICT Asian Range" strategy focuses on price movements during the **Asian trading session [from 7 PM to midnight New York time]**.

The **Asian Range Trading strategy** does not rely on complex indicators or advanced algorithms. Instead, it depends on the trader's ability to observe and interpret price movements within a **specific timeframe**.



Example of Trading Setup based on ICT Asian Range Strategy

### What is the ICT Asian Range Strategy?

According to the ICT Asian Range Trading setup, the price range during the Asian session provides critical insights into potential market movements in subsequent sessions.

### Key characteristics of the Asian Range strategy:

- ⚡ **Timeframe:** Typically from 7 PM to midnight New York time.
- ⚡ **Identification:** The highest and lowest prices within this specific period.



Identifying the high, low, and timeframe of the Asian Range in ICT - Asian Range Trading Strategy

## Why is the Asian Range important?

Understanding the Asian Range can enhance your success rate in trading. **Asian Range Advantages:**

- ⚡ **Early market insights:** The Asian Range sets the **daily market trend**, allowing you to anticipate market sentiment earlier.
- ⚡ **Liquidity indicators:** It reveals how major players are positioning themselves, offering clues about **potential price movements**.
- ⚡ **Volatility prediction:** The price volatility during this session acts as a guide for predicting the **level of volatility** in subsequent sessions.
- ⚡ **Risk management:** The Asian Range provides suitable levels for setting **stop-loss** and **take-profit**

## How to use the ICT Asian Range Strategy?

To effectively execute the ICT Asian Range strategy, follow these steps:

- 1. Identify the Asian Range:** Observe **price movements** during the Asian session and pay attention to key fluctuations.
- 2. Mark the range:** Highlight the **highest** and **lowest prices** during this period, as these levels become key reference points.
- 3. Analyze breakouts:** Monitor price movements beyond the defined range; such movements indicate **potential market changes**.
- 4. Examine market context:** Align your analysis with overall market trends **Daily Bias** to improve trading accuracy.
- 5. Execute trades:** Open positions based on breakouts or reversals from the range.

## Implementing the ICT Asian Range Strategy in Bullish Conditions

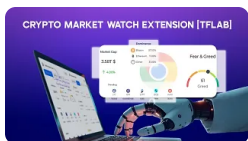
- Drawing the range:** Extend the Asian high and low to future sessions to frame your trading setup.
- Looking for dips:** In a bullish market, wait for the price to **dip below the Asian low, liquidity sweep** and trapping traders.
- Entry options:** After sweeping the Asian low, consider the following actions:
  - Enter a buy position below the **midnight New York session open price**, but not before the **Asian low** is swept.
  - Buy when the price reverses and breaks **above the Asian high**, confirming the **bullish** trend.
  - If the buying opportunity below the midnight open is missed, wait for the price to return to the **Asian high** during the **New York open**.

After sweeping the Asian Range liquidity, look for an ICT Market Structure Shift (MSS) to confirm the price reversal.



Example of the ICT Asian Range Strategy in a bullish trend on the GBP/USD 5-minute chart


You May Like :



Crypto Market Watch Extension; Cryptocurrency Price...



Central Bank Interest Rates Tool [America, Europe, Asia, and...



Stock Market Hours Tool [120+ Markets]



Forex Pip Calculator Tool 2025 [Calculate +70 Assets by Enterin...

## Implementing the ICT Asian Range Strategy in Bearish Conditions

- 🔦 **Drawing the range:** Similar to bullish conditions, extend the range to future sessions for setup alignment.
- 🔦 **Looking for breakouts:** In a bearish market, wait for the price to rise above the Asian high, sweeping liquidity and trapping traders.
- 🔦 **Entry options:** After sweeping the Asian high, consider the following actions:
  - Enter a sell position **above the midnight New York open price**, but not before the **Asian high** is swept.

⚡ Sell when the price reverses; the **bearish** trend is confirmed when the price breaks **below the Asian low**.

⚡ If the selling opportunity **above the midnight open** is missed, wait for the price to return to the Asian low during the New York open.

After sweeping the Asian Range liquidity, look for an ICT **Market Structure Shift (MSS)** to confirm the price reversal.



Example of the ICT Asian Range Strategy in a bearish trend on the GBP/USD 5-minute chart

## What setups complement the Asian Range Strategy?

Integrating **the ICT Asian Range strategy** with other setups enhances your trading success rate:

### ⚡ Breakout Strategy

- ⚡ Enter trades when the price exits the Asian Range.
- ⚡ Use volume or other indicators to confirm the breakout and increase the probability of success.

### ⚡ Fair Value Gap Strategy

- ⚡ Identify significant price gaps formed during breakouts.
- ⚡ Use the **Fair Value Gap (FVG)** as entry or exit points to profit from price discrepancies.

### ⚡ Indicator Integration

- ⚡ Combine Asian Range analysis with **RSI, MACD, or moving averages** for a multi-faceted approach.
- ⚡ Analyze multiple timeframes for a comprehensive understanding of market conditions and trends.

## How to manage risk in the ICT Asian Range Strategy?

- ⚡ **Position sizing:** Adjust position size based on risk tolerance and account size.
- ⚡ **Stop-loss placement:** Use the boundaries of the Asian Range to determine logical stop-loss levels.
- ⚡ **Risk-reward ratio:** Execute trades with an appropriate risk-reward ratio (e.g., 1:2) for favorable outcomes.

## Key tips for improving the Asian Range Strategy

1. **Utilize confluence:** Combine the **trading strategy** with other analysis methods to generate stronger signals.
2. **Monitor volume:** Unusual volume provides additional insights and validates trade ideas.
3. **Risk management:** Use stop-loss orders to manage position size and preserve capital.
4. **Maintain a trading journal:** Document your results to refine the strategy over time.

## Conclusion

The **ICT Asian Range Strategy** is designed based on price movements during the Asian session. This **ICT strategy** allows traders to identify the **Asian Range**, analyze **breakouts**, and consider the overall market context for effective trading.

## FAQs

- What is the ICT Asian Range Strategy? ▼
- This strategy focuses on analyzing price movements during the Asian session timeframe and using its data to predict potential movements in other sessions. ▼
- How do you identify the Asian Range? ▼
- The Asian Range is defined by identifying the highest and lowest prices between 7 PM and midnight New York time. ▼
- Which timeframes are suitable for the ICT Asian Range Strategy? ▼
- This strategy is most applicable for short- to medium-term timeframes.
- Can this strategy be combined with indicators? ▼
- Yes, using indicators such as RSI, MACD, or moving averages enhances analysis.



5 From 5.0

(1)

Rate this post



Comment

### Table Of Content



- What is the ICT Asian Range Strategy?
- Why is the Asian Range important?
- How to use the ICT Asian Range Strategy?
- Implementing the ICT Asian Range Strategy in Bullish Conditions
- Implementing the ICT Asian Range Strategy in Bearish Conditions
- What setups complement the Asian Range Strategy? ▼
- How to manage risk in the ICT Asian Range Strategy?

Key tips for improving the Asian Range Strategy

Conclusion

### Top Posts



**What is an ICT Order Block and How to Trade It?**

Ram Nisha | Dec 23, 2024

7,782 Views



**Break of Structure (BOS) on ICT**

Eda Kaya | Dec 22, 2024

7,436 Views

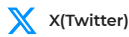


**Turtle Soup Strategy from ICT Style**

Arjun Mandal | Dec 23, 2024

7,426 Views

### Our Social Media



X(Twitter)



Telegram



Mql5



TradingView



Facebook



Instagram



Youtube



Tik Tok

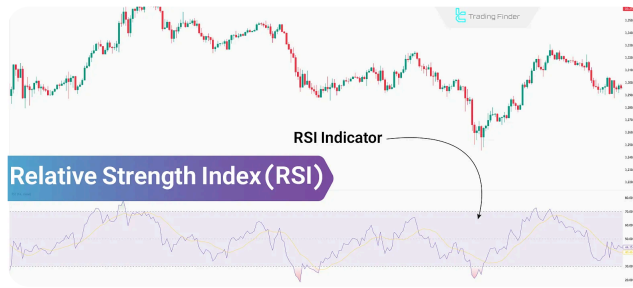
### Latest Articles



What is Demo Account? Differences Between Demo and Real Accounts

Forex Education

Davit Kvaratskhelia | Jun 17, 2025



### What Is RSI? Identifying Overbought and Oversold Conditions in All Markets

Forex Education

Davit Kvaratskhelia | Jun 16, 2025



### Williams %R Indicator: Overbought/Oversold Detection, Reversal Signals

Forex Education

Rajesh Sharma | Jun 15, 2025



Complete training in financial markets such as "Forex," "Stock Market," and "Cryptocurrencies" only becomes comprehensive with tested trading tools and strategies. "Trading Finder," with its experience, aids traders and investors in gaining a correct understanding and deep learning. The training programs are designed based on tools for traders of all levels, from "beginner to advanced."



English (EN)
▾

[About Us](#)

[Our Team](#)

[Advertisement](#)

[Indicators & Oscillators](#)

[Trading Tools](#)

[Contact Us](#)

[Jobs](#)

[Affiliates](#)

[Products](#)

[Trading Tools](#)

[Forex Methodology](#)

[Report a Bug](#)

[Our Scores](#)

[Financial Market Education](#)

**Risk Disclosure:**

Participating in financial markets involves high risk, which can result in the loss of part or all of your investment. There are no

[Show More](#) ▾

**Disclaimer:**

[TradingFinder.com] assumes no responsibility for any potential losses or damages. All decisions are the sole responsibility of

[Show More](#) ▾

**Disclosure of revenues and advertisements:**

The "TradingFinder" platform offers various services, some of which, like introductions, are free, while others, such as our

[Show More](#) ▾

---

## Leadership Strategies Ebook

Over 14 Leadership Strategies with Real-Life Examples.

Business Explained

[Shc](#)

---

[Privacy Policy](#)

[Risk Warning](#)

[Cookies Policy](#)

[Copyright and Idea Submissions](#)

[Terms and Conditions Agreement](#)

© 2025 TradingFinder, Inc. All rights reserved.