

Become a Master of AI Tools

Upgrade your career with in-demand AI skills

Coursiv

Learn More

TradingFinder > Education > Forex Education > Trade without Market Structure Shift (MSS/MSB);...

Trade without Market Structure Shift (MSS/MSB); POI & Liquidity Raid

Categories: Forex Education ICT (Inner Circle Trader) Education Price Action Education

Article Level: Advanced

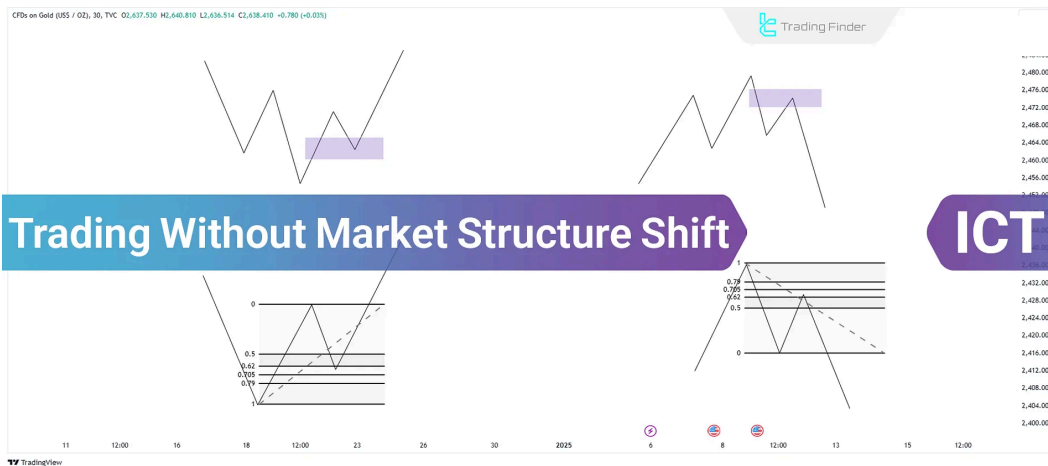
Writer: Davit Kvaratskhelia | Reviewer: Ram Nisha | Fact checker: Arjun Mandal | Modified: Apr 8, 2025

Comments: 0

Views: 459

5 Min

With "Trading Without Market Structure Shift" strategy in the ICT style, traders can execute trades without waiting for a Market Structure Shift (MSS) or Market Structure Break (MSB).



Schematic of the without MSS and MSB trading strategy in the ICT style

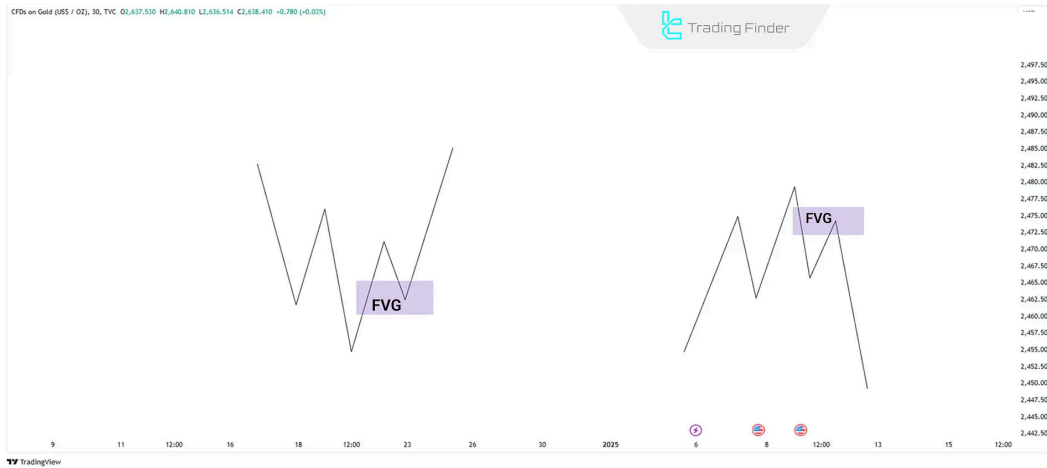
Many traders miss market movements while waiting for these changes and experience FOMO (Fear of Missing Out).

Key Factors in the Strategy

This strategy relies on two main elements:

Higher Timeframe Points of Interest (POI)

Points like highs and lows, **Fair Value Gaps (FVG)**, **Order Blocks**, and other significant liquidity zones are identified on higher timeframes.

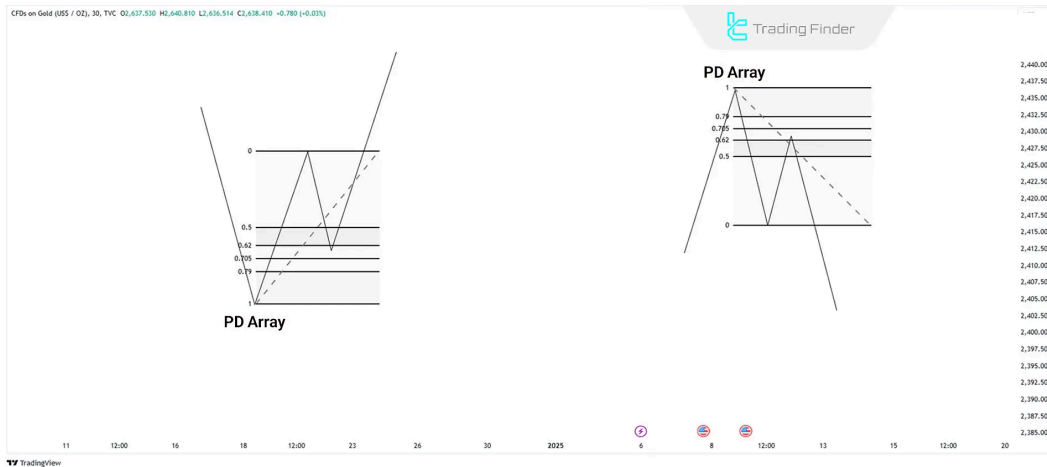


How trading without market structure shift works

Strong Moves After Short-Term High or Low Break (Liquidity Raid)

After breaking a short-term high or low, the price must **quickly** and **strongly** return to the previous range.

These types of moves usually create trading opportunities in the **Balanced Price Range (BPR)** or Box setup. **OTE levels** in ICT style can be used to pinpoint exact entry points.



Schematic representation of the trading strategy without MSS and MSB in ICT style

How to Identify These Opportunities?

To identify these opportunities, follow these steps:

#1 Identify Higher Timeframe Points of Interest

To identify these points, consider the following:

- ⚡ Points of interest could be **previous highs** or lows on timeframes like 15 minutes or 1 hour

⚡ When the price reaches these points, consider the potential for a strong **upward** or **downward** move

#2 Liquidity Raid

- ⚡ A break of a short-term high or low, followed by a quick return to the **previous range**, usually signals a significant and strong move.
- ⚡ These moves can create candles with **long wicks** (Hammer or Shooter) on **higher timeframes**.

Important Notes for Trading Without Market Structure Shift

This strategy can be used to determine the general **market bias**. The most critical element of this model is **identifying** strong price **movements** that occur after the break of a **short-term** high or low.

These sharp moves typically indicate strong **market reversal** points.

To pinpoint exact **entry points**, using various timeframes like 1 minute or 15 minutes is essential, as these timeframes reveal more details about **market structure** changes.

Example of Trading Without Market Structure Shift

In the chart below, the price reaches higher timeframe points of interest, and a reaction to these zones is expected.

In this scenario, trades can be executed without requiring a market structure shift or break, utilizing tools like **FVG**, **OTE**, **Order Blocks**, and more.

In the example below, the entry point is determined using **OTE levels**.



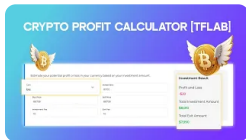
MSS and MSB-free trading strategy on the GBP/USD 5-minute chart

In the following example, the entry point is identified via using **FVG**.



Example of trading without market structure shift using FVG


You May Like :



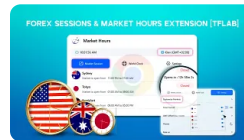
Crypto Profit/Loss Calculator Tool - Live Buy & Sell Price of...



Crypto Market Watch Bot [Mini App] for Telegram; Real Time...



Connecting TradingView to Telegram Channel - ...



Forex Sessions & Market Hours Extension-TFLab [AI-...

Conclusion

Trading without market structure shift strategy is suitable for traders who aim to quickly identify trading opportunities and reduce dependence on market structure changes.

By focusing on higher timeframe points of interest and sharp moves after liquidity raids, trades can be executed without waiting for a Market Structure Shift or Market Structure Break.

FAQs

Is this strategy suitable for beginners? ✓

Due to the advanced concepts involved, such as liquidity and points of interest (POI), this strategy is best suited for experienced traders. When should this strategy be used? ✓

This strategy works best in high-liquidity markets with appropriate volatility. It is also recommended that this strategy be used alongside a higher timeframe analysis to confirm entries. Can this strategy be applied to all asset types? ✓

Yes, it is applicable across all financial markets, including Forex, stocks, and cryptocurrencies.



(1)

Rate this post



Table Of Content



Key Factors in the Strategy



How to Identify These Opportunities?



Important Notes for Trading Without Market Structure Shift

Example of Trading Without Market Structure Shift

Conclusion

Top Posts



What is an ICT Order Block and How to Trade It?

Ram Nisha | Dec 23, 2024

7,749 Views



Break of Structure (BOS) on ICT

Eda Kaya | Dec 22, 2024

7,430 Views

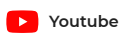
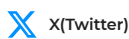


Turtle Soup Strategy from ICT Style

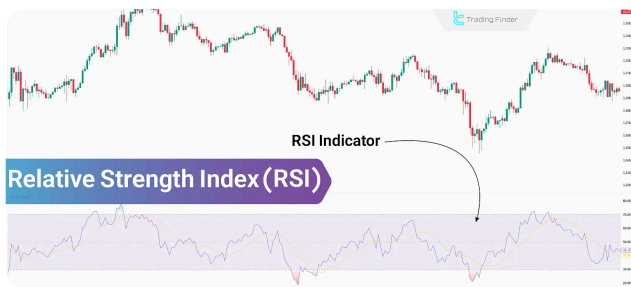
Arjun Mandal | Dec 23, 2024

7,419 Views

Our Social Media



Latest Articles



What Is RSI? Identifying Overbought and Oversold Conditions in All Markets

Forex Education

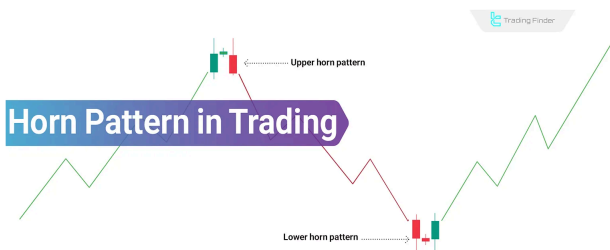
Davit Kvaratskhelia | Jun 16, 2025



Williams %R Indicator: Overbought/Oversold Detection, Reversal Signals

Forex Education

Rajesh Sharma | Jun 15, 2025



Horn Pattern Trading in Technical Analysis; Horn Top and Bottom

Forex Education

Nino Gogochashvili | Jun 14, 2025



Complete training in financial markets such as "Forex," "Stock Market," and "Cryptocurrencies" only becomes comprehensive with tested trading tools and strategies. "Trading Finder," with its experience, aids traders and investors in gaining a correct understanding and deep learning. The training programs are designed based on tools for traders of all levels, from "beginner to advanced."



English (EN)
▾

[About Us](#)

[Contact Us](#)

[Forex Methodology](#)

[Our Team](#)

[Jobs](#)

[Report a Bug](#)

[Advertisement](#)

[Affiliates](#)

[Our Scores](#)

[Indicators & Oscillators](#)

[Products](#)

[Financial Market Education](#)

[Trading Tools](#)

[Trading Tools](#)

Mensa IQ Tests

Take our IQ test and find out your true IQ score in just 3 minutes w

[MyIQ](#)

Risk Disclosure:

Participating in financial markets involves high risk, which can result in the loss of part or all of your investment. There are no

[Show More](#) ▾

Disclaimer:

[TradingFinder.com] assumes no responsibility for any potential losses or damages. All decisions are the sole responsibility of

[Show More](#) ▾

Disclosure of revenues and advertisements:

The "TradingFinder" platform offers various services, some of which, like introductions, are free, while others, such as our

[Show More](#) ▾

[Privacy Policy](#)

[Risk Warning](#)

[Cookies Policy](#)

[Copyright and Idea Submissions](#)

[Terms and Conditions Agreement](#)

2 Simple Steps to Access

Click to begin for access



© 2025 TradingFinder, Inc. All rights reserved.

Forex live spread