

# Stop Hunting Training - Triggering Stop Losses of Retail Traders - ICT

Categories: Forex Education ICT (Inner Circle Trader) Education

Article Level: Intermediate

Writer: Sinan Aydin | Reviewer: Ram Nisha | Fact checker: Davit Kvaratskhelia | Modified: Mar 8, 2025

Comments: 0

Views: 592

4 Min

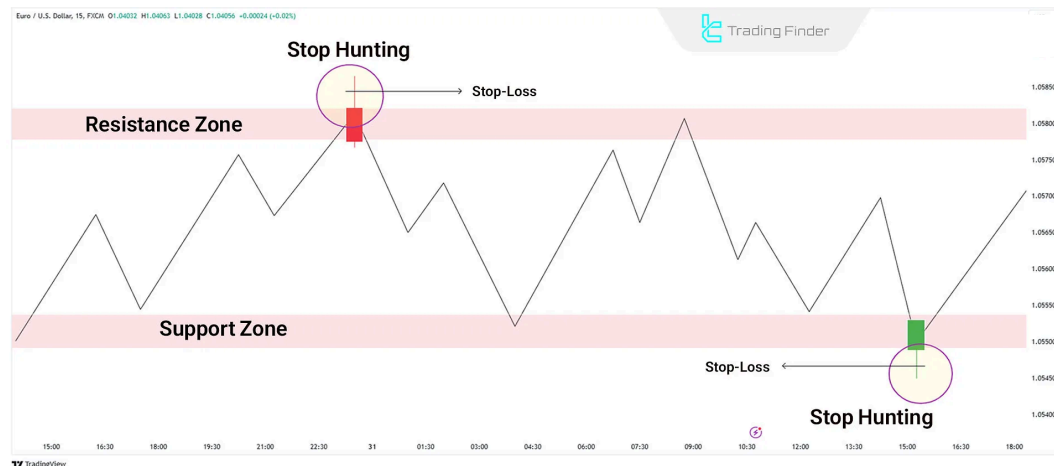


**Stop hunting** is a process in which the market is designed to **trigger the stop losses** of retail traders, with these movements ultimately benefiting **institutional** traders and market makers. Trading tools



Stop Hunting Areas of Retail Traders

**Stop Hunting** in the **ICT style** refers to a scenario where the price triggers a **stop-loss** order with a **shadow (wick)** and then reverses direction toward the **take-profit level**. This phenomenon is also known as “**stop-loss hunting**.”



Examining the Mechanism of Stop Loss Hunting in Stop Hunting

## Objectives of Stop Hunting

**Smart Money** executes stop hunting for several reasons:

### Liquidity Extraction

Stop-loss levels are known as areas of high **order volume**. Large market players use these orders to **facilitate trades** and **absorb liquidity**.

### Narrowing Price Spread

Market makers use **stop-hunting** to generate sufficient liquidity, enabling them to reduce the cost of **entering** or **exiting** large trades.

### Creating Volatility

Stop Hunting induces stress among **retail traders**, leading to impulsive decisions. These actions benefit market makers by creating Volatility in the market. [Trading tools](#)

## How Does Stop Hunting Works

**Market makers** identify areas where numerous stop-losses are placed, such as **below support**, **above resistance**, or **near-round numbers**.

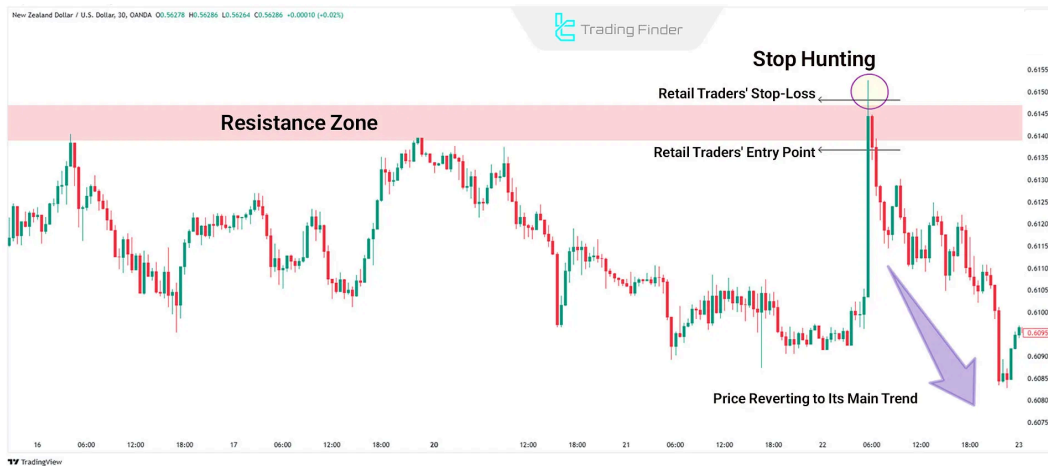
Then they drive the price toward these areas with significant **trade volumes**. Once **stop-losses** are triggered, a large number of orders enter the market to create **liquidity in Forex**.

## 2 Simple Steps to Access

Activate Your Account and Access Your Secure Content.

Th  
th





Recognizing Stop Hunting Areas for Identifying Reversals and Liquidity

## How to Identify Stop Hunting? Signs of Stop Hunt

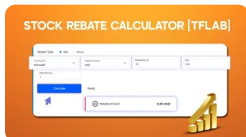
To spot hunting on a chart, watch for these signs:

- ⚡ **Long Wicks:** The price touches a **specific level** and **suddenly** reverses quickly;
- ⚡ **Temporary Breaks of Key Levels:** The price temporarily breaches support or resistance but **promptly** returns to its previous path;
- ⚡ **Unexpected Volatility:** Rapid price **movements** in one direction, followed by a quick reversal.

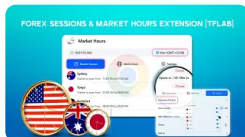


How Stop Hunting Develops and Affects the Chart

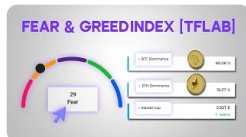
### You May Like :



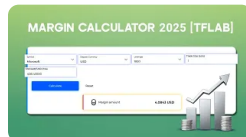
Stock Rebate Calculator Tool - Calculate Cashback o...



Forex Sessions & Market Hours Extension-TFLab [AI-...



Fear & Greed Index for Cryptocurrency Tool [Market Cap, Bitcoin...



Forex Margin Calculator Tool [Leverage Calculation...

## Conclusion

**Stop Hunting** is a common **phenomenon** in financial markets, used by market makers to absorb liquidity and **execute large** trades at better prices. [Financial market analysis tools](#)

**Retail traders** can mitigate risks and benefits by **understanding** and **identifying** this method.

### FAQs

What is Stop Hunting? [Trading tools](#)

Stop Hunting is when the price intentionally or naturally moves to areas with numerous stop-loss orders.



5 From 5.0

(1)

Rate this post



#### Table Of Content



Objectives of Stop Hunting



How Does dose Stop Hunting Works

How to Identify Stop Hunting? Signs of Stop Hunt

Conclusion

#### 0 Comment

[Write a comment](#)

#### Top Posts



**What is an ICT Order Block and How to Trade It?**

Ram Nisha | Dec 23, 2024

7,745 Views



**Break of Structure (BOS) on ICT**

Eda Kaya | Dec 22, 2024

7,425 Views

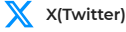





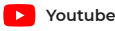



**Turtle Soup Strategy from ICT Style**

Arjun Mandal | Dec 23, 2024

7,416 Views

### Our Social Media

### Latest Articles



#### What Is RSI? Identifying Overbought and Oversold Conditions in All Markets

Forex Education

Davit Kvaratskhelia | Jun 16, 2025



#### Williams %R Indicator: Overbought/Oversold Detection, Reversal Signals

Forex Education

Rajesh Sharma | Jun 15, 2025



Horn Pattern Trading in Technical Analysis; Horn Top and Bottom

Forex Education

Nino Gogochashvili | Jun 14, 2025



Complete training in financial markets such as "Forex," "Stock Market," and "Cryptocurrencies" only becomes comprehensive with tested trading tools and strategies. "Trading Finder," with its experience, aids traders and investors in gaining a correct understanding and deep learning. The training programs are designed based on tools for traders of all levels, from "beginner to advanced."



English (EN)



About Us

Our Team

Advertisement

Indicators & Oscillators

Trading Tools

Contact Us

Jobs

Affiliates

Products

Trading Tools

Forex Methodology

Report a Bug

Our Scores

Financial Market Education

**Risk Disclosure:**

Participating in financial markets involves high risk, which can result in the loss of part or all of your investment. There are no

[Show More](#) ▾

**Disclaimer:**

[TradingFinder.com] assumes no responsibility for any potential losses or damages. All decisions are the sole responsibility of

[Show More](#) ▾

**Disclosure of revenues and advertisements:**

The "TradingFinder" platform offers various services, some of which, like introductions, are free, while others, such as our

[Show More](#) ▾

## Mensa IQ Tests

Take our IQ test and find out your true IQ score in just 3 minutes w

MyIQ

---

[Privacy Policy](#)

[Risk Warning](#)

[Cookies Policy](#)

[Copyright and Idea Submissions](#)

[Terms and Conditions Agreement](#)

© 2025 TradingFinder, Inc. All rights reserved.

[Forex live spread](#)