


TradingFinder > Education > Forex Education > Mastering ICT Breakaway Gaps: A ...

Mastering ICT Breakaway Gaps: A Comprehensive Trading Guide

Categories: Forex Education ICT (Inner Circle Trader) Education

Article Level: Intermediate Writer:
Ram NishaReviewer:
Nino GogochashviliFact checker:
Davit Kvaratskhelia

Modified: May 17, 2025

 Comments: 0 Views: 1,161 8 Min

An **ICT Breakaway Gap** is a **fair value gap (FVG)** that remains **unmitigated** following a strong **price movement**.

This gap is unique because it forms when the **price separates** from a significant **high** or **low** and continues decisively without returning to fill the gap.

The **ICT Breakaway Gap** is one of the most powerful yet lesser-known concepts in the **ICT trading style**.

This advanced strategy goes beyond traditional **fair value gap (FVG)** trading and systematically identifies **low-risk** trading setups.





Breakaway Gaps in ICT trading style

Key Components of Breakaway Gaps

Three critical components contribute to the formation of a **breakaway gap**:

Breaker Block

Acts as the primary barrier preventing **price reversal**. A **breaker block** forms when the **price breaks** a significant **high** and moves **upward**.

On its return, the first obstacle it encounters is the **breaker block**, which stops further downward movement.

Inverse Fair Value Gap

Provides secondary confirmation of the **price movement** and gap formation. When the **price moves upward** and breaks a **bearish fair value gap**, it turns into a **bullish inverse fair value gap**.

Balanced Price Range (BPR)

Creates an overlapping area that helps maintain **price direction**. The overlap between a **bearish** and **bullish FVG** creates the **BPR**, which prevents further downward movement and leaves the **BISI** as a **breakaway gap**.

What is the difference between Breakaway Gaps & Regular Fair Value Gaps?

What distinguishes **Breakaway Gaps** from regular **FVGs** is their behavior post-formation. While **FVGs** typically get **filled**, **Breakaway Gaps** indicate exceptional movement that prevents immediate **price return**.

The significance of a **Breakaway Gap** lies in its ability to confirm **price direction** and **momentum strength**. When identified with **high volume**, it will signal stronger **conviction** in the breakout's direction.

Types of ICT Breakaway Gaps

ICT Breakaway Gaps are divided into two main types:

Bullish Breakaway Gap

A **Bullish Breakaway Gap**, or **BISI**, forms near a significant **high** after breaking it with a strong **upward move**.



Bullish Breakaway Gap can be seen in EUR/USD Chart

Bearish Breakaway Gap

A **Bearish Breakaway Gap**, or **SIBI**, forms near a significant **low** after breaking it with a strong **downward move**, and the **price** is not expected to return.



Bearish Breakaway Gap is visible in EUR/USD Chart

Market Structure Analysis with Breakaway Gaps

Understanding **market structure** is crucial for successful **ICT Breakaway Gap** trading and can be analyzed systematically using various parameters:

Premium/Discount Arrays (PD Arrays)

To identify **premium and discount zones**:

- ⚡ Define a **price range** between **high** and **low points**
- ⚡ Use **Fibonacci tools** to divide the range into two distinct zones: **premium** (above 50%) and **discount** (below 50%)
- ⚡ To effectively plan trades, search for key elements like **Order Blocks**, **Fair Value Gaps**, and **Breaker Blocks** in these zones

Order Flow Dynamics

When analyzing **Order Flow**, focus on zones where **price** exhibits specific behaviors. A **trading range** is defined when both **buy-side** and **sell-side liquidity** are taken. Key factors include:

- ⚡ Formation of **Order Blocks**
- ⚡ **Liquidity pools**
- ⚡ **Price equilibrium points**
- ⚡ **Smart money footprints**

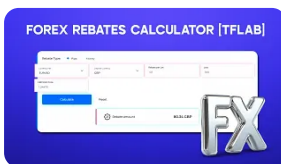
Price Movement Patterns

Specific **price movement patterns** reveal the quality of a **Breakaway Gap**. Patterns with **above-average volume** are generally more effective.

Consider that the **price** tends to maintain direction after a valid **Breakaway Gap**, confirming the underlying trend's **strength**.

This is particularly important when the **price** moves away from significant **support or resistance levels**.

You May Like :



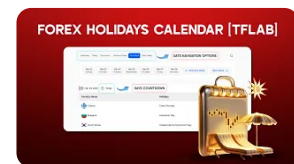
Forex Rebate
Calculator Tool -
Forex Cashback...



Central Bank
Interest Rates Tool
[America, Europe,...



Forex Economic
Calendar
Extension - Forex...



Forex Holidays
Calendar Tool 2025
[Stock & Financial...

Multi-Time Frame Analysis in ICT Breakaway Gaps

The role of **multi-timeframe analysis** is vital in the trading journey with **ICT Breakaway Gaps**.

This approach significantly enhances decision-making by providing a comprehensive **market view**.

Higher Time Frames

Gaps in **higher time frames**, such as **daily** or **weekly charts**, are more reliable than those in **lower time frames**.

This approach helps maintain an **unbiased perspective** and avoids common **trading errors**.

Lower Time Frame Confirmation

After establishing a **higher time frame bias (like Daily Bias)**, use **lower time frames** for precise **entry timing**. Structure your analysis with **lower time frame confirmation** as follows:

- ⚡ Identify potential **Breakaway Gaps** in **higher time frames**
- ⚡ Look for relevant **fair value gaps** in **lower time frames**
- ⚡ Confirm **entry signals** with **volume analysis**
- ⚡ Monitor **price movement patterns** for continuation

Time Frame Correlation Techniques

Successful **multi-timeframe trading** requires consistency in **time frame selection**. Stick to a combination for at least **30-50 trades** before making changes.

This approach allows you to improve **risk-to-reward ratios** by using **higher time frames** for directional bias while executing trades in **lower time frames**.

Correlation also helps avoid **overnight risks** and **news events** while maximizing **profit potential**.

Please pay attention to **volume patterns** during **time frame correlation**, as the **high trading volume** accompanying **Breakaway Gaps** confirms their **validity** and **strength**.

Implementation and Risk Management

Successful trading with **ICT Breakaway Gaps** requires a disciplined implementation and **risk management** approach.

Entry and Exit Strategies

The most effective **entries** occur when **Breakaway Gaps** are clearly confirmed through **volume** and **price movement**.

Exit strategies should follow a structured approach based on **multiple contracts**:

- ⚡ First target at initial **support/resistance levels**;
- ⚡ Second target at major **market structure points**;
- ⚡ Final portion for broader moves.

Capital Management Guidelines

Adhering to the **one-percent rule** is crucial for protecting **trading capital**. This includes:

- ⚡ Never risk more than **1-2%** of the total **trading account** on a single trade
- ⚡ Calculating **position size** based on **stop-loss distance**
- ⚡ Adjusting **leverage** according to **market volatility**

Stop-Loss Placement

Stop-loss strategies vary based on trade context and **market conditions**. For **Breakaway Gap trades**, stops are placed:

- ⚡ Above/below the subsequent execution of the **gap**
- ⚡ At the highest/lowest point of the **manipulation phase** for **trend trades**
- ⚡ Using a **5-10 point range** for **London session trades**.

A minimum ratio of **1:2** is ideal for optimal **risk-to-reward ratios**, allowing profitability even with a low **win rate**.

Conclusion

ICT Breakaway Gaps are essentially **Fair Value Gaps** that remain **unmitigated** after strong **price movements**.

Mastering **ICT Breakaway Gaps** requires deep understanding and disciplined execution.

FAQs

How can I identify an ICT Breakaway Gap? v

Look for a **fair value gap** that remains unfilled following a strong **price movement** and is often accompanied by **high volume**.
How can you trade an ICT Breakaway Gap? v

Wait for confirmation through **price movement** and **volume analysis**, then enter when the **price** shows clear directional movement away from the gap region.
What distinguishes an ICT Breakaway Gap from a regular Fair Value Gap? v

An ICT Breakaway Gap differs in its behavior post-formation. While regular **FVGs** are often filled quickly, Breakaway Gaps indicate exceptional movement that prevents immediate **price return**.
How important is multi-timeframe analysis in trading ICT Breakaway Gaps? v

Multi-time frame analysis is crucial. Start with higher time frames (daily or weekly) for a **broader perspective** and strategies should be applied when trading Breakaway Gaps? v

Implement the one-percent rule, risking no more than **1-2%** of your trading account per trade.
How can volume analysis confirm Breakaway Gaps? v

Volume analysis can confirm whether the **price movement** behind a Breakaway Gap is strong. High volume indicates greater conviction in the gap's direction.
When should you avoid trading Breakaway Gaps? v

Avoid trading when **volume** is low or when the market is highly volatile.

How can Breaker Blocks determine entry points? v

Breaker Blocks act as barriers preventing price reversal and providing suitable entry points.



5 From 5.0

(3)

Rate this post



Table Of Content



Key Components of Breakaway Gaps

Breaker Block

Inverse Fair Value Gap

Balanced Price Range (BPR)

What is the difference between Breakaway Gaps & Regular Fair Value Gaps?

Types of ICT Breakaway Gaps

Market Structure Analysis with Breakaway Gaps

Multi-Time Frame Analysis in ICT Breakaway Gaps

Implementation and Risk Management

Conclusion



Top Posts



What is an ICT Order Block and How to Trade It?

Ram Nisha | Dec 23, 2024

7,679 Views



Turtle Soup Strategy from ICT Style

Arjun Mandal | Dec 23, 2024

7,390 Views

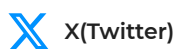


Break of Structure (BOS) on ICT

Eda Kaya | Dec 22, 2024

7,407 Views

Our Social Media



X(Twitter)



Telegram



MQL5 Mql5



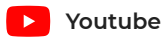
TradingView



Facebook



Instagram



Youtube



Tik Tok

Latest Articles



Williams %R Indicator: Overbought/Oversold Detection, Reversal Signals

Forex Education

Rajesh Sharma | Jun 15, 2025



Horn Pattern Trading in Technical Analysis; Horn Top and Bottom

Forex Education

Nino Gogochashvili | Jun 14, 2025



What Is Arbitrage? Types of Arbitrages [Triangular, Merger & Spatial]

Forex Education

Eda Kaya | Jun 13, 2025



Complete training in financial markets such as "Forex," "Stock Market," and "Cryptocurrencies" only becomes comprehensive with tested trading tools and strategies. "Trading Finder," with its experience, aids traders and investors in gaining a correct understanding and deep learning. The training programs are designed based on tools for traders of all levels, from "beginner to advanced."



 English (EN) 

[About Us](#)

[Contact Us](#)

[Forex Methodology](#)

[Our Team](#)

[Jobs](#)

[Report a Bug](#)

[Advertisement](#)

[Affiliates](#)

[Our Scores](#)

[Indicators & Oscillators](#)

[Products](#)

[Financial Market
Education](#)

[Trading Tools](#)

[Trading Tools](#)

Risk Disclosure:

Participating in financial markets involves high risk, which can result in the loss of part

[Show More](#) 

Disclaimer:

[TradingFinder.com] assumes no responsibility for any potential losses or damages. All

[Show More](#) 

Disclosure of revenues and advertisements:

The "TradingFinder" platform offers various services, some of which, like introductions,

[Show More](#) 

[Privacy Policy](#)

[Risk Warning](#)

[Cookies Policy](#)

[Copyright and Idea Submissions](#)

[Terms and Conditions Agreement](#)