

# Meilleur test QI 202

Obtiens ton QI, ton analyse et ton rang en quelques secondes



# Meilleur test QI 202

Obtiens ton QI, ton analyse et ton rang en quelques secondes



TradingFinder > Education > Forex Education > Reclaimed Order Block in ICT and...

## Reclaimed Order Block in ICT and SMC [Market Maker Buy and Sell Model]

Categories: Forex Education ICT (Inner Circle Trader) Education

Article Level: Intermediate 📊



Writer: Rajesh Sharma



Reviewer: Nino Gogochashvili



Fact checker: Ram Nisha



Modified: Mar 4, 2025

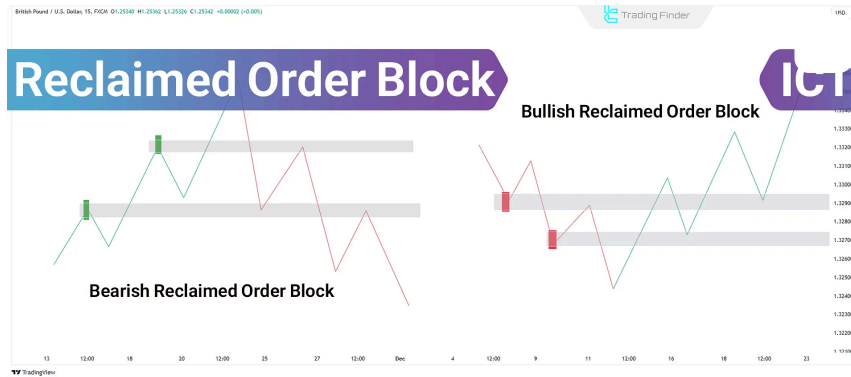


💬 Comments: 0

👁 Views: 641

🕒 6 Min

A **Reclaimed Order Block** in the **ICT trading style** initially functions as an **Order Block** but guides the subsequent price movement after a price break and returns to it.

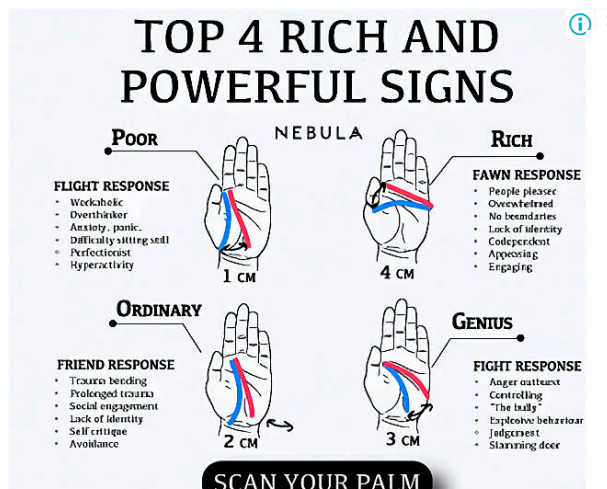


Reclaimed Order Block in ICT style

**Market Makers** accumulate liquidity in this area, and the price reacts to the return, setting a new direction.

## What is a Reclaimed Order Block?

Reclaimed **Order Blocks** are key market zones where professional and Institutional traders accumulate buy or sell orders.



These areas often experience minor price movements (**Displacements**) and regain importance as they act as **support** or **resistance**, driving prices upward or downward.

## Reclaimed Order Block in the Market Maker Buy Model

In the **Market Maker Buy Model**, Reclaimed Order Blocks are positioned on the **sell side** of the market. Institutional traders accumulate buy orders in these areas, initiating an upward price movement.

These blocks represent the starting point of a bullish price trend.

## Reclaimed Order Block in the Market Maker Sell Model

In the **Market maker-sell model**, Reclaimed Order Blocks are positioned on the **buy side** of the market. Institutional traders gather sell orders in these areas, initiating a downward price movement.

## Bullish Reclaimed Order Block

A **Bullish Reclaimed Order Block** is a candlestick previously used for price accumulation. In this case, a minor price retracement reflects a small market displacement.

These blocks are observed in bullish markets. Before the upward movement begins, the price often dips slightly to collect liquidity and reach a **key higher time frame level**.

# ChatGPT 4.0 Now Available

Chat smarter with AI developed on GPT-4



At this stage, **Smart Money** (large institutional traders like banks) starts buying in these zones. This gradual buying occurs due to the substantial volume of their orders, which cannot be executed simultaneously.

These buy positions are accumulated on the sell side of the market using strategic methods.

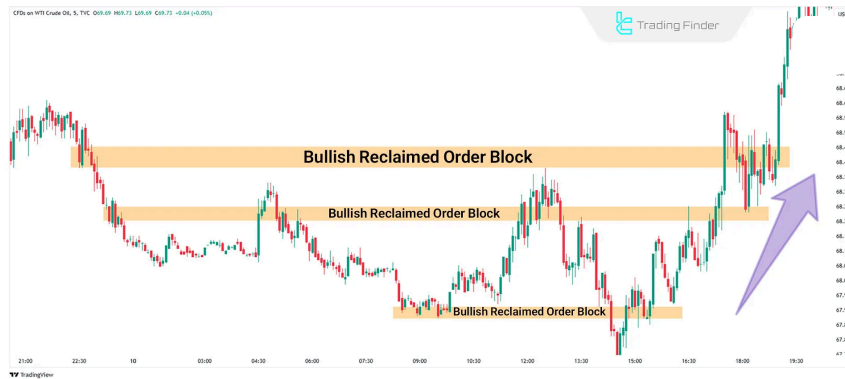
## How to Trade with Bullish Reclaimed Order Blocks

On the 5-minute Bitcoin chart, when the last bearish candle closes before a **small move**, the price moves up on the sell side of the market.



The last candlestick before an upward movement in a bullish Reclaimed Order Block

These blocks act as a **support level**, helping the price to continue its bullish trend.

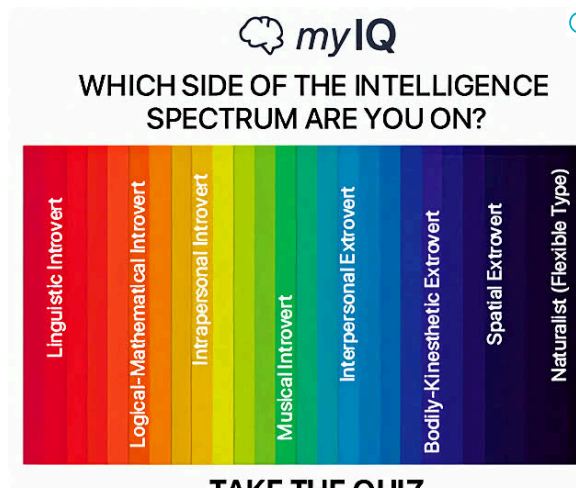


Demonstration of a Bullish Reclaimed Order Block

## Bearish Reclaimed Order Block

A **Bearish Reclaimed Order Block** is a candlestick previously used for price distribution. A short-term price increase indicates a small market displacement.

These blocks are seen in the **Market Maker Sell Model**. Before the downward price movement begins, the price usually rises slightly to reach a **higher time frame key level** —the **buy side of the curve**.



Large institutions (e.g., banks) initiate sell positions at this stage. Due to the size of their orders, this process creates a temporary price increase, causing a minor displacement in the market.

## How to Trade Bearish Reclaimed Order Blocks

A Bearish Reclaimed Order Block is the **last bullish candlestick** that closes before a minor displacement, followed by a price decline on the buy side of the curve.



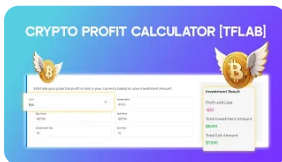
The last candlestick before a downward movement in a Reclaimed Order Block.

**Smart Money** uses these blocks on the **sell side of the curve** to increase their sell positions. As shown below, old blocks act as resistance, driving the price downward.

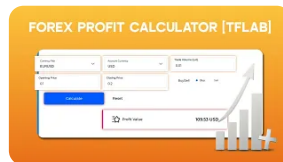


Demonstration of a bearish Reclaimed Order Block in sell trades

### You May Like :



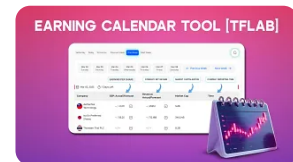
Crypto Profit/Loss  
Calculator Tool -  
Live Buy & Sell...



Forex Profit/Loss  
Pip Calculator Tool  
(with Formula) -...



Connecting  
TradingView to  
Telegram Channe...



Earnings Calendar  
Tool; View EPS of  
US & World...

## Conclusion

Reclaimed Order Blocks allow traders to identify **key market zones** and **predict price behavior**. These blocks often act as **support** or **resistance**, determining the next price direction.

For optimal execution, **ICT-based time frame alignment**, **liquidity confirmations**, and **institutional-grade risk management** are crucial in validating trade setups.

## FAQs

What is a Reclaimed Order Block? ∨

A Reclaimed Order Block is a key chart area that acts as support or resistance, guiding the next price movement after a price return.

How to Identify Reclaimed Order Blocks? ∨

These blocks are typically the last bearish candlestick before an upward movement (in a bullish trend) or the last bullish candlestick before a downward movement (in a bearish trend).

Additional confirmations and accurate analysis in lower time frames are essential for reliability.

When do Reclaimed Order Blocks perform best? ∨

They perform best in clear bullish or bearish trends, especially in higher time frames.

What is the difference between Bullish and Bearish Reclaimed Order Blocks? ∨

The difference between **Bullish Reclaimed Order Block** and **Bearish Reclaimed Order Block** includes:

**Bullish:** The last bearish candlestick before an upward movement.

**Bearish:** The last bullish candlestick before a downward movement.



5 From 5.0

(1)

Rate this post



### Top Posts



What is an ICT Order Block and How to Trade It?

Ram Nisha | Dec 23, 2024

ent

7,665 Views

[Write a comment](#)



### Break of Structure (BOS) on ICT

Eda Kaya | Dec 22, 2024

7,398 Views

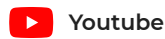


### Turtle Soup Strategy from ICT Style

Arjun Mandal | Dec 23, 2024

7,384 Views

## Our Social Media



## Latest Articles



### Williams %R Indicator: Overbought/Oversold Detection, Reversal Signals

Forex Education

Rajesh Sharma | Jun 15, 2025



### Horn Pattern Trading in Technical Analysis; Horn Top and Bottom

Forex Education

Nino Gogochashvili | Jun 14, 2025



### What Is Arbitrage? Types of Arbitrages [Triangular, Merger & Spatial]

Forex Education

Eda Kaya | Jun 13, 2025



Complete training in financial markets such as "Forex," "Stock Market," and "Cryptocurrencies" only becomes comprehensive with tested trading tools and strategies. "Trading Finder," with its experience, aids traders and investors in gaining a correct understanding and deep learning.

The training programs are designed based on tools for traders of all levels, from "beginner to advanced."



 English (EN) 

About Us

Contact Us

Forex Methodology

Our Team

Jobs

Report a Bug

Advertisement

Affiliates

Our Scores

Indicators & Oscillators

Products

Financial Market  
Education

Trading Tools

Trading Tools



**ALTA**

მოეზადა  
გაფხულის  
სეზონისთვის

შეიძინე  
კონდიციონერი

**Risk Disclosure:**

Participating in financial markets involves high risk, which can result in the loss of part

[Show More](#) ▾

**Disclaimer:**

[TradingFinder.com] assumes no responsibility for any potential losses or damages. All

[Show More](#) ▾

**Disclosure of revenues and advertisements:**

The "TradingFinder" platform offers various services, some of which, like introductions,

[Show More](#) ▾


[Privacy Policy](#)

[Risk Warning](#)

[Cookies Policy](#)

[Copyright and Idea Submissions](#)

[Terms and Conditions Agreement](#)



© 2025 TradingFinder, Inc. All rights reserved.