

Build Maps Online Instantly

Easily create, share, and analyze maps using Scribble Maps.

Scribble Maps

TradingFinder > Education > Forex Education > All-Time High (ATH) and All-Time Low (ATL); Mar...

All-Time High (ATH) and All-Time Low (ATL); Market Psychology

Categories: Forex Education ICT (Inner Circle Trader) Education

Article Level: Intermediate

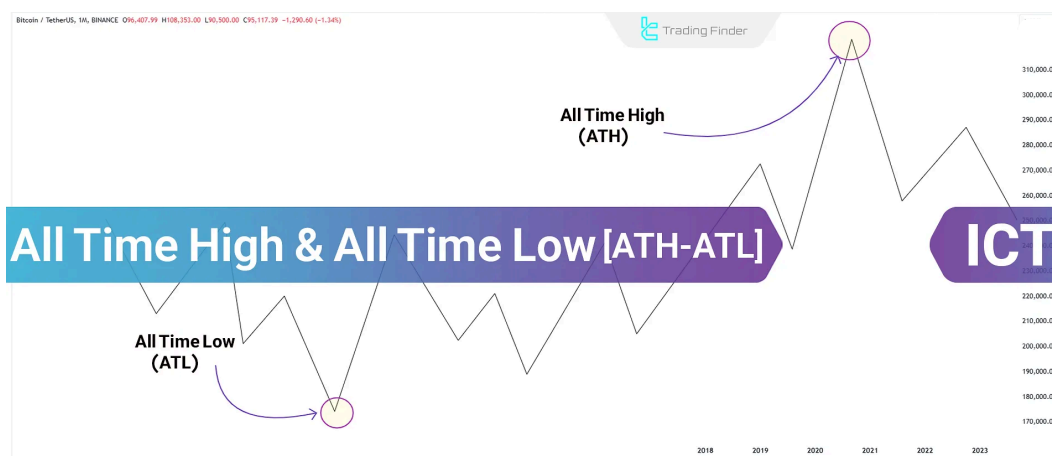
Writer: Rajesh Sharma | Reviewer: Ram Nisha | Fact checker: Nino Gogochashvili | Modified: Feb 18, 2025

Comments: 0

Views: 376

3 Min

All-Time High (ATH) in ICT style refers to the highest price an asset or currency has achieved. This level represents the peak value of the asset.



What is All-Time High (ATH) and All-Time Low (ATL) in Forex Forex live spread

All-time low (ATL) refers to the lowest price an asset or currency has reached in its history. This level indicates the minimum market value of the asset.

What is All-Time High (ATH)?

This term refers to the highest price ever experienced by an asset or currency.



#1 Market Excitement

Reaching a new ATH reflects high excitement and investor confidence, often accompanied by increased **trading volume** and activity. Trading tools

#2 Market Psychology

The ATH level can act as a **psychological** resistance, leading investors to sell and potentially causing a price decline.

#3 Identifying Uptrends

Technical analysts use ATH levels to identify uptrends and forecast **future** price levels.

Example of All-Time High (ATH)

A weekly chart of gold against the US dollar (XAU/USD) shows the price reaching its historical peak (ATH).



Example of an All-Time High (ATH) reflected in the gold chart

What is All-Time Low (ATL)?

This term refers to the **lowest price** ever experienced by an asset or currency.

#1 Reflecting the Minimum Value

The ATL represents an asset's lowest **market value**, often observed during its initial launch or periods of severe market pessimism.

#2 Opportunities for Buyers

ATLs provide opportunities to purchase assets at a low price, **especially** if an increase in value is anticipated.

#3 Significant Support Level

The ATL often serves as a **strong support level**, with prices rarely falling below it.

Example of All-Time Low (ATL)



A weekly chart of the ARB/USDT cryptocurrency demonstrates that the price has reached its historical low (ATL).



Example of an All-Time Low (ATL) reflected in the ARB cryptocurrency chart

Conclusion

Both **ATH** and **ATL** indicate the **highest** and **lowest** price levels of assets:

- ⚡ **All-Time High (ATH):** This represents the peak value of an asset and acts as a resistance level, reflecting market excitement.
- ⚡ **All-Time Low (ATL):** Marks the minimum value of an asset and provides opportunities for low-cost purchases.

FAQs

- What is the difference between ATH and ATL? ▼
 ATH is the highest price an asset has reached, while ATL is its lowest price.
- How can ATH and ATL be used in trading? Trading tools ▼
 These levels are used for identifying entry/exit points, trends, and forecasting future price targets.
- How can ATH and ATL be identified? ▼
 They can be identified using technical analysis tools and historical charts.

★ **5** From 5.0 (1)

Rate this post

★ ★ ★ ★ ★



0 Comment

[Write a comment](#)

Table Of Content



What is All-Time High (ATH)?



What is All-Time Low (ATL)?



Conclusion

Top Posts



What is an ICT Order Block and How to Trade It?

Ram Nisha | Dec 23, 2024

7,584 Views



Turtle Soup Strategy from ICT Style

Arjun Mandal | Dec 23, 2024

7,334 Views

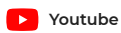


Break of Structure (BOS) on ICT

Eda Kaya | Dec 22, 2024

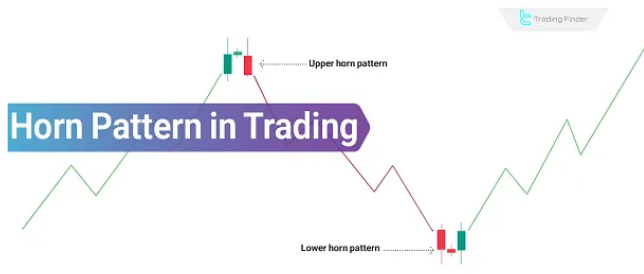
7,350 Views

Our Social Media



Latest Articles





Horn Pattern Trading in Technical Analysis; Horn Top and Bottom

Forex Education

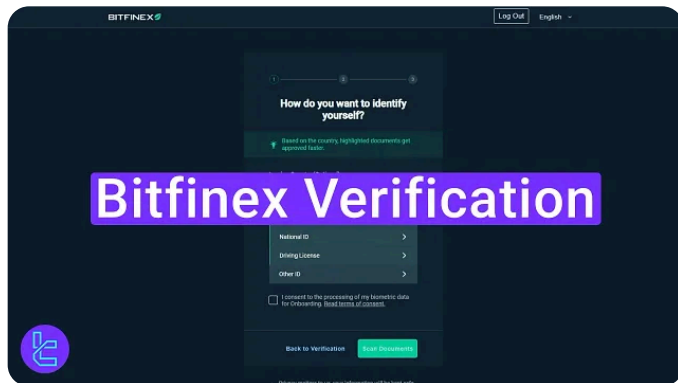
Nino Gogochashvili | Jun 14, 2025



What Is Arbitrage? Types of Arbitrages [Triangular, Merger & Spatial]

Forex Education

Eda Kaya | Jun 13, 2025



What Is Day Trading? Trade in the Direction of the Trend & Against It

Forex Education

Rajesh Sharma | Jun 12, 2025



Complete training in financial markets such as "Forex," "Stock Market," and "Cryptocurrencies" only becomes comprehensive with tested trading tools and strategies. "Trading Finder," with its experience, aids traders and investors in gaining a correct understanding and deep learning. The training programs are designed based on tools for traders of all levels, from "beginner to advanced."



 English (EN) ⌵

[About Us](#)

[Contact Us](#)

[Forex Methodology](#)

[Our Team](#)

[Jobs](#)

[Report a Bug](#)

[Advertisement](#)

[Affiliates](#)

[Our Scores](#)

[Indicators & Oscillators](#)

[Products](#)

[Financial Market Education](#)

[Trading Tools](#)

[Trading Tools](#)

ChatGPT 4.0 Now Available

Chat smarter with AI developed on GPT-4



Risk Disclosure:

Participating in financial markets involves high risk, which can result in the loss of part or all of your investment. There are no

[Show More](#) ⌵

Disclaimer:

[TradingFinder.com] assumes no responsibility for any potential losses or damages. All decisions are the sole responsibility of

[Show More](#) ⌵

Disclosure of revenues and advertisements:

The "TradingFinder" platform offers various services, some of which, like introductions, are free, while others, such as our

[Show More](#) ⌵



Become a Master of AI Tools

Upgrade your career with in-demand AI skills

Coursiv

[Learn](#)

[Privacy Policy](#)

[Risk Warning](#)

[Cookies Policy](#)

[Copyright and Idea Submissions](#)

[Terms and Conditions Agreement](#)

© 2025 TradingFinder, Inc. All rights reserved.

Forex live spread