



TradingFinder > Education > Forex Education > New York Reversal Strategy in ICT Daily Profiles [Lond...

New York Reversal Strategy in ICT Daily Profiles [London & New York AM Sessions]

Categories: Forex Education ICT (Inner Circle Trader) Education

Article Level: **Advanced**



Writer: **Eda Kaya**



Reviewer: **Nino Gogochashvili**



Fact checker: **Davit Kvaratskhelia**

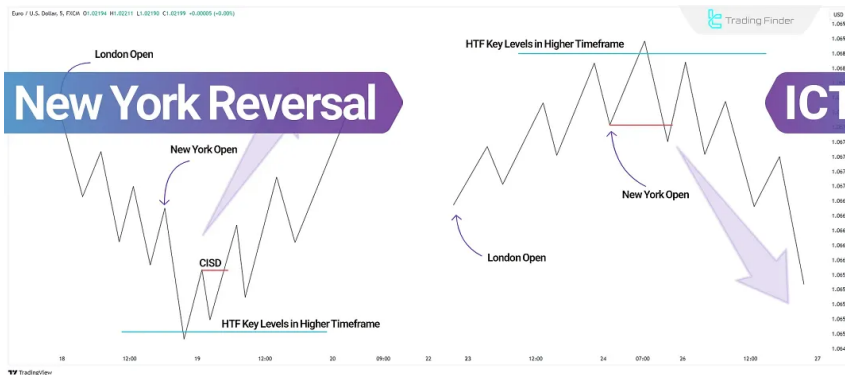
Modified: Jun 2, 2025

Comments: 0

Views: 758

6 Min

The **New York Reversal Strategy** in **daily profiles** is a core concept in **ICT trading style**, used by professional traders to **identify price reversal opportunities**.



New York Reversal model in Daily Profiles in the ICT trading model

This strategy focuses on **key market structure shifts during the New York session**, helping traders pinpoint **entry points for high-probability trades**.

What is the New York Reversal?

The **New York Reversal** is a price action pattern in financial markets. In this strategy, the primary focus is on the **London** and **New York AM sessions** and **Kill Zone**.

The **New York Reversal** occurs when the **London session fails to reach key higher timeframe levels**, leading to a price continuation during the **New York session**. This setup occurs in **two scenarios**.

To perform market analysis using **New York Reversal strategy**, we will review bullish and bearish examples.

Bullish New York Reversal in Daily Profiles

In a **5-minute EUR/USD chart**, price declines during the London session. As the **New York session opens**, price continues to drop until it reaches a higher timeframe key level.

After confirming reversal signs such as **CISD and MSS**, traders can enter **long (buy) positions**.



Example of a Bullish New York Reversal model in Daily profiles on EUR/USD 5-minute chart

Bearish New York Reversal in Daily Profiles

In a **5-minute OIL chart**, the price trends upward during the London session. As the New York session opens, the bullish movement continues until the price **reaches a higher timeframe key level**.

After spotting reversal signs such as **Change in Short-Term Direction (CISD)** and **Market Structure Shift (MSS)**, traders can enter **short (sell) positions**.



Example of a Bearish New York Reversal in Daily Profiles on 5-minute oil chart

Key Considerations for Using the New York Reversal Strategy

Key Points for Utilizing the New York Reversal Are as Follows:

- ⚡ The key reversal windows in the **New York session** are **8:30 AM, 9:30 AM, and 10:00 AM EST**
- ⚡ For precise trade entries, use **15-minute timeframes or lower**
- ⚡ To manage risk, stop losses can be placed above or below an FVG or OB

Conclusion

The New York Reversal Strategy in Daily Profiles is an effective method for identifying price reversal points in financial markets.

This strategy focuses on higher (daily) and lower (1m – 5m) timeframes, combining them with key liquidity zones in kill zones to support trades with optimal risk and profitability.

FAQs

What is the New York Reversal Strategy in Daily Profiles? ▼

When Does the New York Reversal Happen? ▼

Can the New York Reversal in Daily profiles be used in all markets? ▼

 **5** From 5.0

(1)

Rate this post



0 Comment

[Write a comment](#)

Table Of Content



What is the New York Reversal?

Steps to Execute the New York Reversal Strategy in Daily Profiles

Examples of New York Reversal in Daily Profiles

Key Considerations for Using the New York Reversal Strategy

Conclusion

Top Posts



Break of Structure (BOS) on ICT

Eda Kaya | Dec 22, 2024

7,337 Views



What is an ICT Order Block and How to Trade It?

Ram Nisha | Dec 23, 2024

7,539 Views



Turtle Soup Strategy from ICT Style

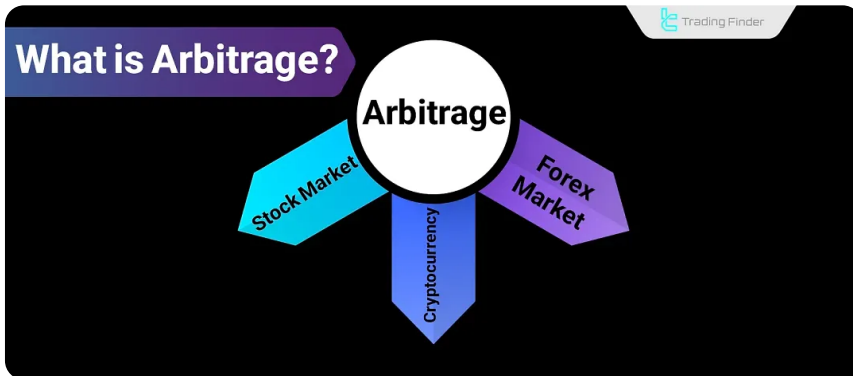
Arjun Mandal | Dec 23, 2024

7,308 Views

Our Social Media

X(Twitter)	Telegram
MQL5	TradingView
Facebook	Instagram
Youtube	Tik Tok

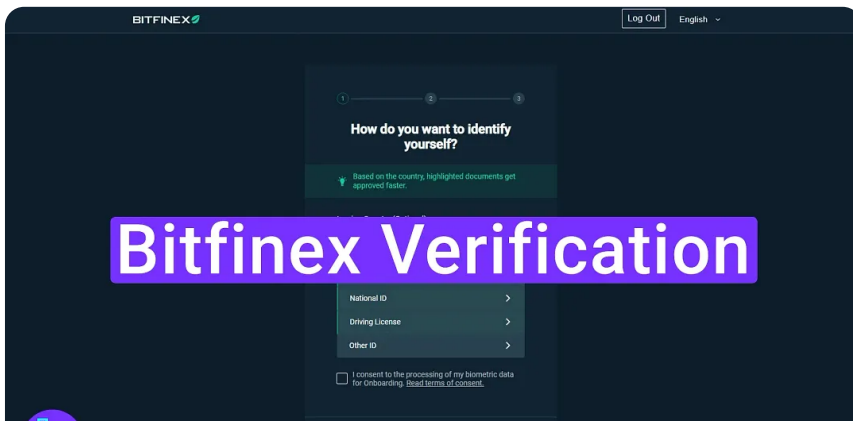
Latest Articles




What Is Arbitrage? Types of Arbitrages [Triangular, Merger & Spatial]

Forex Education

Eda Kaya | Jun 13, 2025




[Back to Verification](#)
[Scan Documents](#)

Privacy matters to us, your information will be kept safe

What Is Day Trading? Trade in the Direction of the Trend & Against It

Forex Education

Rajesh Sharma | Jun 12, 2025



What is Ichimoku? Tenkan-sen, Kijun-sen, Chikou Span, Senkou Span A & B

Forex Education

Rajesh Sharma | Jun 11, 2025



Complete training in financial markets such as "Forex," "Stock Market," and "Cryptocurrencies" only becomes comprehensive with tested trading tools and strategies. "Trading Finder," with its experience, aids traders and investors in gaining a correct understanding and deep learning. The training programs are designed based on tools for traders of all levels, from "beginner to advanced."

 English (EN)

About Us

Contact Us

Forex Methodology

Our Team

Jobs

Report a Bug

Advertisement

Affiliates

Our Scores

Indicators & Oscillators

Products

Financial Market Education

Trading Tools

Trading Tools

Risk Disclosure:

Participating in financial markets involves high risk, which can result in the loss of part or all of your investment. There are no guarantees

[Show More](#) ▾

Disclaimer:

[TradingFinder.com] assumes no responsibility for any potential losses or damages. All decisions are the sole responsibility of the

[Show More](#) 

Disclosure of revenues and advertisements:

The "TradingFinder" platform offers various services, some of which, like introductions, are free, while others, such as our specialized

[Show More](#) 

[Privacy Policy](#)

[Risk Warning](#)

[Cookies Policy](#)

[Copyright and Idea Submissions](#)

[Terms and Conditions Agreement](#)

© 2025 TradingFinder, Inc. All rights reserved.