

# Become a Master of AI Tools

Don't get left behind — master AI now. The future belongs to those who learn AI

Coursiv

Learn More

TradingFinder > Education > Interesting Financial Articles > 9 Risk to Reward Calculation Tools [Expert Advis...

## 9 Risk to Reward Calculation Tools [Expert Advisors, Calculators and Indicators]

Categories: Interesting Financial Articles Indicators Financial Articles

Article Level: Advanced



Writer: Nino Gogochashvili



Reviewer: Rajesh Sharma



Fact checker: Davit Kvaratskhelia



Modified: Jun 1, 2025

Comments: 0

Views: 96

11 Min



Using accurate tools for **Risk to Reward Calculation (R:R)** not only minimizes analytical errors but also plays a vital role in capital management and the statistical analysis of various **trading strategies**.

Among the most important **Risk to Reward Calculation Tools** are the **Easy Risk to Reward Indicator**, **Trade Assistant Expert**, **Trade Manager Expert**, and the **Risk to Reward Calculator**.



Introducing the Best Risk to Reward Calculation Tools (R:R) in Trading

### What Is a Risk to Reward Calculation Tool?

A **Risk to Reward Calculation Tool** is an analytical instrument that allows a trader to assess the ratio between **Stop Loss** and **Take Profit** levels, both numerically and visually, before entering a trade.

This tool is available in various formats, including:

- ⚡ As an indicator on the MetaTrader platform
- ⚡ As a drawing tool on the TradingView platform
- ⚡ Web-based calculators

Each can be chosen depending on the trading platform and the user's needs. **Why Use a Risk to Reward Calculation Tool in Trading:**

- ⚡ **Prevents emotional trading:** Defining the risk to reward ratio before entering a position leads to logical and data-driven decisions;
- ⚡ **Increases long-term profitability:** Even with a win rate of 40% and an R:R ratio above 2, one can achieve sustainable profit over time by identifying potential profit relative to risk;
- ⚡ **Capital and position sizing management:** Based on account size and risk percentage, the tool calculates the appropriate trade size, thus avoiding heavy losses and enabling structured risk management;
- ⚡ **Evaluate trading strategy performance:** By consistently recording R:R ratios, traders can assess and optimize the strategy's quality. Frequent ratios below 1 indicate a weak strategy.

## Best Risk to Reward Calculation Tools in Financial Markets

Fast R:R calculation requires tools that instantly display **entry point**, **stop loss**, and **take profit** on the chart.

These tools visually and numerically present the profit-to-loss ratio on the chart. Here are some of the most practical **Risk to Reward Calculation Tools:**

- ⚡ **Easy RRR Expert**
- ⚡ **RRR with Lines Indicator**
- ⚡ **RRR with Multiple Orders Indicator**
- ⚡ **RRR with Last Order Indicator**
- ⚡ **R/R Ratio Calculator Expert**
- ⚡ **Trade Manager TF Expert**
- ⚡ **Trade Assist TF Expert**
- ⚡ **Easy Trade Manager Expert**
- ⚡ **Take Profit & Stop Loss Calculator Indicator**

### Easy RRR Expert

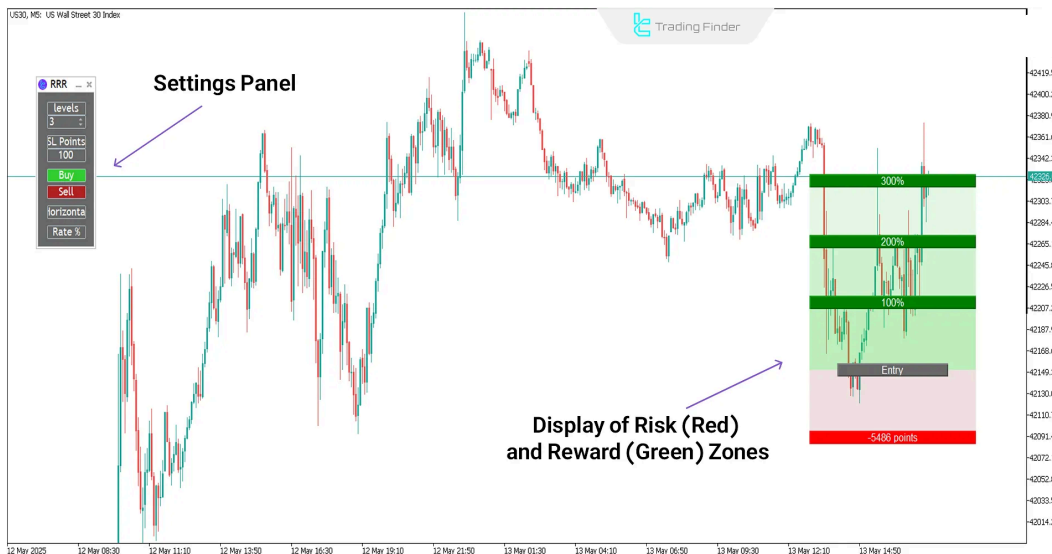
The Easy Risk to Reward Indicator is a practical MetaTrader tool specifically designed to calculate the reward-to-risk ratio in trades.

It visualizes two zones on the chart:

The **red area** represents **Stop Loss**, showing **trade risk**. The **green area** indicates **Take Profit**, displaying **potential profit visually**.

- ⚡ [Download Easy RRR Expert for MetaTrader 5](#)

Download Easy RRR Expert for MetaTrader 4



Manual and intuitive visualization of risk and reward zones in MetaTrader 5

### RRR with Lines Indicator

This MetaTrader indicator assists in capital management by drawing **three** adjustable horizontal lines to set **entry**, **stop loss**, and **take profit** levels.

Download RRR with Lines Indicator for MetaTrader 5

Download RRR with Lines Indicator for MetaTrader 4



Manually set trade type, SL/TP levels, and visualize R:R using the RRR with Lines Expert in MetaTrader 5

### RRR with Multiple Orders Indicator

This analytical tool automatically calculates the **R:R ratio** after **trade execution** and **SL/TP definition**. It's ideal for traders managing multiple simultaneous positions and displays the R:R ratio in a **visual box on-screen**.

Download RRR with Multiple Orders Indicator for MetaTrader 5

Download RRR with Multiple Orders Indicator for MetaTrader 4



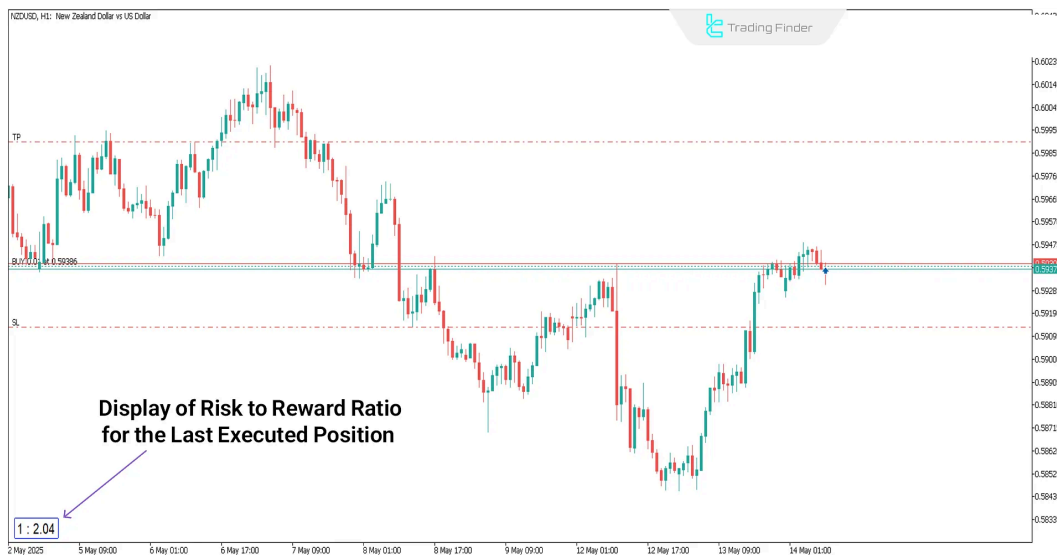
Display R:R ratio post-order execution and SL/TP definition using the RRR with Multiple Orders Indicator in MetaTrader 5

### RRR with Last Order Indicator

This MetaTrader tool calculates the R:R ratio based on the **last active order**, measuring the **entry**, **stop loss**, and **take profit** levels and displaying the result precisely on the chart's top-left corner.

⚡ [Download RRR with Last Order Indicator for MetaTrader 5](#)

⚡ [Download RRR with Last Order Indicator for MetaTrader 4](#)



Measure and display R:R ratio of the most recent trade with defined SL/TP in MetaTrader 5

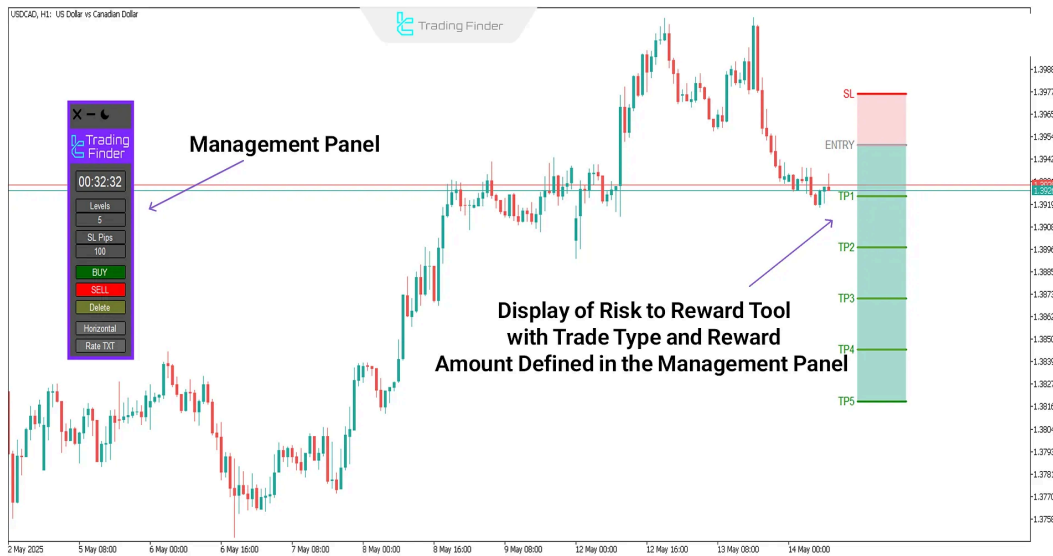
### R/R Ratio Calculator Expert

The **R/R Ratio Calculator Expert** is a specialized MetaTrader tool for setting **stop loss**, **take profit**, and calculating the precise risk to reward ratio of each trade.

It includes a control panel and a movable box to adjust and display **entry**, **SL**, and **TP** either by **dragging lines** or **defining pip values**.

⚡ [Download R/R Ratio Calculator Expert for MetaTrader 5](#)

⚡ [Download R/R Ratio Calculator Expert for MetaTrader 4](#)



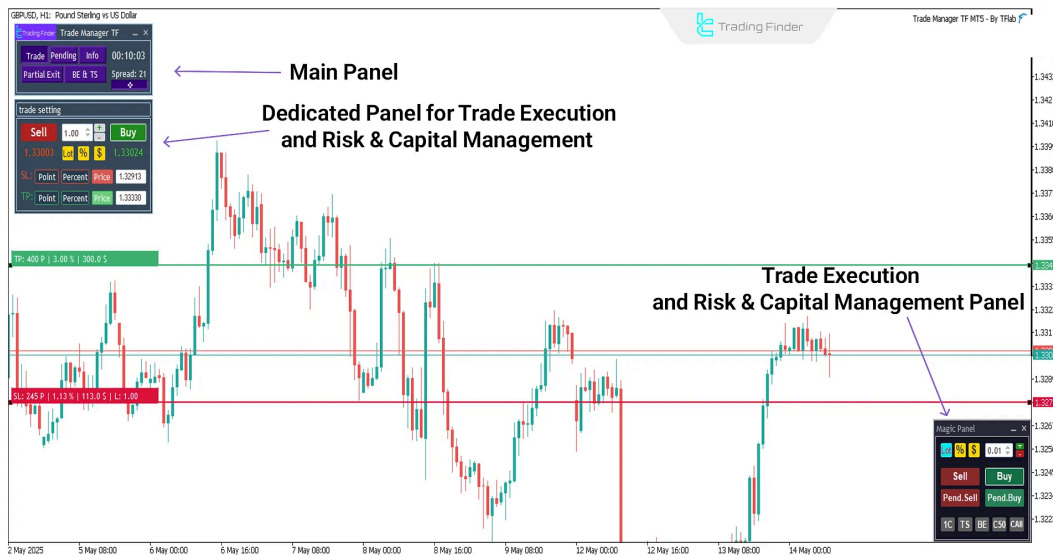
Display R:R with custom settings via the user panel in [MetaTrader 5](#)

### Trade Manager TF Expert

This expert provides professional trade, risk, and capital management on MetaTrader.

It offers two independent panels including **Trade Manager** and **Magic Panel**, allowing features like **Partial Exit**, **BreakEven**, **Trailing Stop**, accurate order execution, entry volume control, and TP setting.

- ⚡ [Download Trade Manager TF Expert for MetaTrader 5](#)
- ⚡ [Download Trade Manager TF Expert for MetaTrader 4](#)



Advanced trade manager with multiple tools for managing trades across different R:R levels in [MetaTrader 5](#)

### Trade Assist TF Expert

This MetaTrader expert creates an on-chart panel for managing multiple trades simultaneously with precise risk and capital management.

Features include **BreakEven (move SL to entry)**, **Trailing Stop**, and **candle countdown display**.

- ⚡ [Download Trade Assist TF Expert for MetaTrader 5](#)
- ⚡ [Download Trade Assist TF Expert for MetaTrader 4](#)



Display R:R ratio for trade entries using the Trade Assist Expert in MetaTrader 5

### Easy Trade Manager Expert

A practical Forex tool with a simple panel to set **Stop Loss**, **Take Profit**, and calculate **Risk to Reward**.

It also allows users to customize the **chart theme** and manage **advanced trading settings**.

- ⚡ [Download Easy Trade Manager Expert for MetaTrader 5](#)
- ⚡ [Download Easy Trade Manager Expert for MetaTrader 4](#)



Display trade levels and R:R using the Easy Trade Manager in MetaTrader 5

### Take Profit & Stop Loss Calculator Indicator

This MetaTrader tool provides **fast** and **accurate** SL/TP visualization and offers:

- ⚡ SL/TP settings for Buy/Sell
- ⚡ Lot-based position sizing
- ⚡ R:R ratio display
- ⚡ Candle countdown timer

It enables **precise strategy execution** and **effective control**.

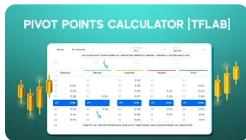
⚡ [Download Take Profit & Stop Loss Calculator Indicator for MetaTrader 5](#)

⚡ [Download Take Profit & Stop Loss Calculator Indicator for MetaTrader 4](#)



Display R:R ratio with the TP & SL Calculator in MetaTrader 5

**You May Like :**



Forex Pivot Points Calculator Tool; 150+ Instruments Across 6...



Central Bank Interest Rates Tool [America, Europe, Asia, and...



Fear & Greed Index for Cryptocurrency Tool [Market Cap, Bitcoin...



Forex Pair Correlation Display Tool | +72 Currency Pairs...

## Using the Risk to Reward Calculation Tool

The profit calculator computes the profit by inputting five parameters:

- ⚡ **Currency pair**
- ⚡ **Account currency**
- ⚡ **Position size**
- ⚡ **Open price**
- ⚡ **Close price**

It's designed for Forex and is entirely free to use.

⚡ [Forex Risk to Reward Calculator Tool](#)

**Trading Pair Selection**

Symbol: EURUSD | Account Currency: EUR | Trade Volume (Lot): 1 | Open Price: 1.12

Close Price: 1.14 | EUR/USD Price: 1.11632 | Buy/Sell:  Buy  Sell

**Calculate** | Reset

Profit Value: 1791.60 EUR

Calculate trade P/L using a practical profit calculator with input fields for trade details

The **Crypto Profit Calculator** computes final profit/loss based on **investment amount, entry/exit prices, and buy/sell fees**.

#### ↗ Crypto Profit and Loss Calculator Tool

**Selected Cryptocurrency for the Trade**

Estimate your potential profit or loss in your currency based on your investment amount.

Coin: btc | Investment: 8000

Buy Price: 103921 | Sell Price: 103921

Investment Fee: 10 | Exit Fee: 10

**Investment Result**

Profit and Loss: -\$20

Total Investment Amount: \$8,010

Total Exit Amount: \$7,990

Measure crypto P/L using the Crypto Profit and Loss Calculator

## Choosing the Best Risk to Reward Tool Based on Trading Style

Selecting the **Best Risk to Reward Calculation Tool** depends directly on the trader's style. Each style requires different factors such as **execution speed, calculation precision, visual interface, and analytical type**.

Modern expert advisors now integrate functions like R:R calculation, **trade sizing, SL/TP management, and order execution** into centralized systems for advanced **Risk to Reward Calculation Tools**.

## Conclusion

The **Risk to Reward Ratio (R:R)** tools presented—such as **RRR with Lines, R/R Ratio Calculator, Trade Manager TF**, and others—are available as **MetaTrader experts** or **web calculators** and play a

significant role in **risk control, capital optimization, and strategy evaluation.**

### FAQs

What is a Risk to Reward Calculation Tool, and why is it important? ▼

It shows the amount of risk per unit of potential reward.

How to calculate Risk to Reward Ratio? ▼

By measuring the distance between TP and SL, and using tools like Risk to Reward Calculators and

Can R:R be calculated manually? ▼

Yes, but automatic tools are faster and more accurate, reducing the chance of errors.

Which tool is best for MetaTrader? ▼

Options like RRR, Trade Manager TF, and Take Profit & Stop Loss Calculator are top choices.

Can multiple trades be evaluated simultaneously? ▼

Yes, tools like RRR with Multiple Orders provide this functionality.

Are trade management tools integrated with R:R calculators? ▼

Yes, tools like **Trade Assist TF** offer comprehensive trade, volume, and SL/TP management.

When should R:R tools be used? ▼

Before entering a trade, to assess potential loss vs. reward.

Is R:R only for Forex? ▼

No, it applies to crypto, stocks, commodities, and other markets.

Do R:R tools reduce losses? ▼

Not directly, but they enhance decision-making and structured risk management.

What is a good R:R ratio? ▼

It depends on strategy; typically, **1:2 or higher** is recommended.

How can strategy be optimized using R:R tools? ▼

By consistently recording R:R values and analyzing successful/failed patterns from past trades.



5 From 5.0

(1)

Rate this post



#### Table Of Content ✕

What Is a Risk to Reward Calculation Tool?

Best Risk to Reward Calculation Tools in Financial Markets ▼

Easy RRR Expert

RRR with Multiple Orders Indicator

RRR with Last Order Indicator

R/R Ratio Calculator Expert

Trade Manager TF Expert

Trade Assist TF Expert

Easy Trade Manager Expert

Take Profit & Stop Loss Calculator Indicator

Using the Risk to Reward Calculation Tool

Choosing the Best Risk to Reward Tool Based on Trading Style

Conclusion

### Top Posts



**Break of Structure (BOS) on ICT**

Eda Kaya | Dec 22, 2024

7,279 Views



**What is an ICT Order Block and How to Trade It?**

Ram Nisha | Dec 23, 2024

7,400 Views

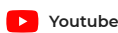
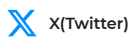


**Turtle Soup Strategy from ICT Style**

Arjun Mandal | Dec 23, 2024

7,241 Views

### Our Social Media



### Latest Articles



What is Ichimoku? Tenkan-sen, Kijun-sen, Chikou Span, Senkou Span A & B

Forex Education

Rajesh Sharma | Jun 11, 2025



Candle Time Indicator: Countdown to the Opening & Closing of Short-Term Candles

Forex Education

Davit Kvaratskhelia | Jun 10, 2025



Complete training in financial markets such as "Forex," "Stock Market," and "Cryptocurrencies" only becomes comprehensive with tested trading tools and strategies. "Trading Finder," with its experience, aids traders and investors in gaining a correct understanding and deep learning. The training programs are designed based on tools for traders of all levels, from "beginner to advanced."

English (EN)
▼

[About Us](#)

[Our Team](#)

[Advertisement](#)

[Indicators & Oscillators](#)

[Trading Tools](#)

[Contact Us](#)

[Jobs](#)

[Affiliates](#)

[Products](#)

[Trading Tools](#)

[Forex Methodology](#)

[Report a Bug](#)

[Our Scores](#)

[Financial Market Education](#)

--	--	--	--	--

Best Mic Deals  
All Good Ki

**Risk Disclosure:**

Participating in financial markets involves high risk, which can result in the loss of part or all of your investment. There are no

[Show More](#) ▾

**Disclaimer:**

[TradingFinder.com] assumes no responsibility for any potential losses or damages. All decisions are the sole responsibility of

[Show More](#) ▾

**Disclosure of revenues and advertisements:**

The "TradingFinder" platform offers various services, some of which, like introductions, are free, while others, such as our

[Show More](#) ▾

	-82%	-88%		
--	------	------	--	--

Best Mic Deals  
All Good Ki

- [Privacy Policy](#)
- [Risk Warning](#)
- [Cookies Policy](#)
- [Copyright and Idea Submissions](#)
- [Terms and Conditions Agreement](#)

