

TradingFinder > Education > Forex Education > Advanced Market Structure in ICT...

Advanced Market Structure in ICT Style – STH & ITH & LTH & LTH – STL & ITL & LTL

Categories: Forex Education ICT (Inner Circle Trader) Education

Article Level: Intermediate



Writer: Ram Nisha



Reviewer: Sinan Aydin



Fact checker: Eda Kaya



Modified: Jan 29, 2025

Comments: 0

Views: 1,956

7 Min

Advanced Market Structure concept in **ICT style** is based on the categorization of **highs** and **lows**. This categorization can serve as a complement for better identification of various breakouts within the **market structure**.

The advanced market structure categorization is named based on **short-term**, **intermediate-term**, and **long-term** ranges.





What is Market Structure?

Market structure refers to **the price movement pattern** within each specified timeframe. Analyzing price **highs** and **lows** allows traders to understand **overall trends** and **market dynamics**.

Types of Market Structure

- ⚡ **Bullish Market Structure:** This indicates a consistent price increase, characterized by **long-term higher highs** and **long-term higher lows** in price chart
- ⚡ **Bearish Market Structure:** This indicates a consistent price decrease, identified by **long-term lower lows** and **long-term lower highs**
- ⚡ **Sideways Market Structure:** In this scenario, prices fluctuate within a defined **range**, with highs and lows forming at the same level

What are the Types of Advanced Market Structure?

Advanced market structure in **ICT style** includes various types, which are listed below:

Highs

In this concept, there are three types of highs: **STH, ITH, LTH**; Each is explained below:

Short Term High (STH)

In ICT analysis, a **Short Term High** refers to a **Swing High** formed by three candles.

The **upper wick** of the second (**middle**) candle is **higher** than the **highs** of both the first (**left**) and third (**right**) candles.

Therefore, the high of **the second candle** is recognized as a **Short Term High (STH)**.

s6z10m published on TradingView.com, Dec 10, 2024 01:34 UTC-5

British Pound / U.S. Dollar, 1, FXCM O1.27613 H1.27625 L1.27611 C1.27614 +0.00001 (+0.00%)



Illustration of a Short Term High (STH) in Advanced Market Structure style

Intermediate Term High (ITH)

The term "**intermediate-term**" refers to something positioned in the middle or between two stages.

An **Intermediate Term High (ITH)** is essentially a **Short Term High**, but lower Short Term Highs are located on its left and right.

This high is positioned **between two lower Short Term Highs** and is higher than both of them.

s6z10m published on TradingView.com, Dec 10, 2024 01:38 UTC-5

British Pound / U.S. Dollar, 1, FXCM O1.27601 H1.27601 L1.27590 C1.27594 -0.00007 (-0.01%)



Intermediate Term High (ITH) between two Short Term Highs (STH) in Advanced Market Structure trading strategy

Long Term High (LTH)

A **Long Term High (LTH)** is naturally an **Intermediate Term High**, but it usually forms on a **higher timeframe** after a price reaction within a PD zone.

An **LTH** is represented as an Intermediate Term High positioned in the **center of two other Intermediate Term Highs**.

It represents the highest Intermediate Term High, with **lower** Intermediate Term Highs on both sides.

s6z10m published on TradingView.com, Dec 10, 2024 01:43 UTC-5

British Pound / U.S. Dollar, 1, FXCM O1.27580 H1.27586 L1.27571 C1.27576 -0.00004 (-0.00%)

 Trading Finder


Long Term High (LTH) between two Intermediate Term Highs (ITH) in Advanced Market Structure trading strategy

Lows

In this concept, there are three types of lows: **STL**, **ITL**, **LTL**. Each is explained below:

Short Term Low (STL)

In ICT analysis, a **Short Term Low** refers to a **Swing Low** formed by **three candles**.

The **lower wick** of the second (**middle**) candle extends below the lows of both the first (**left**) and third (**right**) candles.

Therefore, the low of **the second candle** is recognized as a **Short Term Low (STL)**.



An Indication Short Term Low (STL) in Advanced Market Structure style

Intermediate Term Low (ITL)

The term "**intermediate-term**" refers to something positioned in the middle or between two stages.

An **Intermediate Term Low (ITL)** is essentially a **Short Term Low**, but higher Short Term Lows are located on its left and right.

This low is positioned **between two higher Short Term Lows** and is lower than both of them.



Intermediate Term Low (ITL) between two Short Term Lows (STL) in Advanced Market Structure style

Long Term Low (LTL)

A **Long Term Low (LTL)** is naturally an Intermediate Term Low, but it usually forms on a **higher timeframe** after a price reaction within a **Premium/Discount** zone.

An LTL is represented as an **Intermediate Term Low** positioned in the center of **two other Intermediate Term Lows**.

It is the **lowest** Intermediate Term Low, with **higher** intermediate term lows on both of its **left** and **right**.



Long Term Low (LTL) between two Intermediate Term Low (ITL) in Advanced Market Structure trading style



Turtle Soup Strategy from ICT Style

Arjun Mandal | Dec 23, 2024

7,199 Views

In a **bullish advanced market structure**, prices consistently form higher highs and higher lows through the **Break Of Structure (BOS)** over the long term.



Eda Kaya | Dec 22, 2024

7,228 Views

The trend remains bullish unless the higher low is broken, indicating a potential reversal known as a Change of Character or Market Structure Shift (**CHoCH or MSS**).

In **Bearish Advanced Market Structure**, prices form **lower lows** and **lower highs** over the long term. The trend stays bearish unless the **lower high** is broken.

Our Social Media

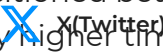
FAQs

What is Market Structure in ICT analysis? v

Market structure refers to the framework that describes the behavior, conditions, and current flow of the market. By analyzing price highs and lows, the overall market dynamics can be understood. v

STH: A high formed within a three-candle pattern where the high of the middle candle is higher than both adjacent candles

ITH: A high positioned between two lower STHs and higher than both of them
LTH: A naturally higher timeframe ITH that is the highest among two other ITHs



MQ15 Mq15

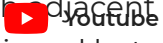
TradingView

How are STL, ITL, and LTL defined?



Instagram

STL: A low formed within a three-candle pattern where the low of the middle candle is lower than both adjacent candles;



Tik Tok

ITL: A low positioned between two higher STLs and lower than both of them;

LTL: A naturally higher timeframe ITL that is the lowest among two other ITLs.

Latest Articles



5 From 5.0

(1)



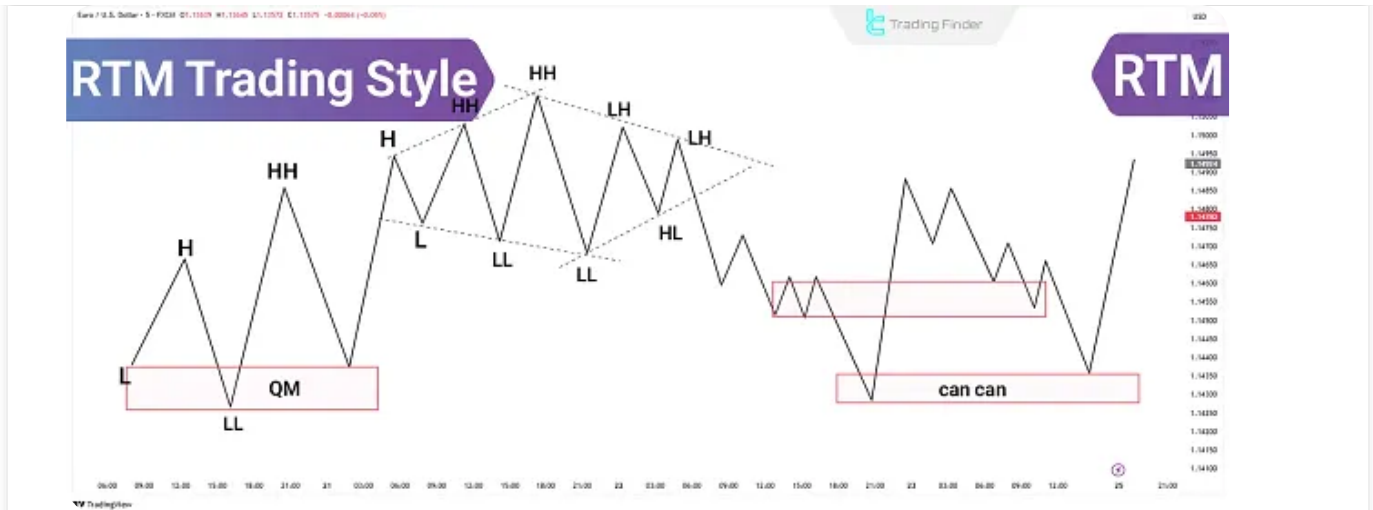
Candle Time Indicator: Countdown to the Opening & Closing of Short-Term Candles

Forex Education

Davit Kvaratskhelia | Jun 10, 2025

0 Comment

[Write a comment](#)



What Is RTM Price Action? Using RBR, DBR, DBD, and RBD Structures in RTM Style

Forex Education

Sinan Aydin | Jun 9, 2025



Complete training in financial markets such as "Forex," "Stock Market," and "Cryptocurrencies" only becomes comprehensive with tested trading tools and strategies. "Trading Finder," with its experience, aids traders and investors in gaining a correct understanding and deep learning. The training programs are designed based on tools for traders of all levels, from "beginner to advanced."



English (EN)
▼

About Us

Contact Us

Forex Methodology

Our Team

Jobs

Report a Bug

Advertisement

Affiliates

Our Scores

[Indicators & Oscillators](#)[Products](#)[Financial Market](#)[Education](#)[Trading Tools](#)[Trading Tools](#)**Risk Disclosure:**

Participating in financial markets involves high risk, which can result in the loss of part

[Show More](#) **Disclaimer:**

[TradingFinder.com] assumes no responsibility for any potential losses or damages. All

[Show More](#) **Disclosure of revenues and advertisements:**

The "TradingFinder" platform offers various services, some of which, like introductions,

[Show More](#) [Privacy Policy](#)[Risk Warning](#)[Cookies Policy](#)[Copyright and Idea Submissions](#)[Terms and Conditions Agreement](#)

© 2025 TradingFinder, Inc. All rights reserved.