

## Become a Master of AI Tools

Don't get left behind – master AI now. The future belongs to those who learn AI

Coursiv

Learn More

TradingFinder > Education > Forex Education > Weekly Profiles on SMC & ICT Concepts

# Weekly Profiles on SMC & ICT Concepts

Categories: Forex Education ICT (Inner Circle Trader) Education

Article Level: Expert



Writer: Ram Nisha



Reviewer: Davit Kvaratskhelia



Fact checker: Rajesh Sharma



Modified: Jun 3, 2025

Comments: 0

Views: 1,467

10 Min

**Weekly Profiles** are patterns that represent typical price behavior throughout a trading week. These profiles are composed of bullish, bearish, or range-bound movements and can be used to anticipate potential market moves.

## What Are Weekly Profiles? Exploring ICT Weekly Profiles

**ICT (Inner Circle Trader) Weekly Profiles** refer to recurring price behavior patterns observed during the trading week.

While these profiles do not provide precise predictions, they offer a framework to better understand overall **market trends**.

# CHATGPT Powered CV



Create your resume with the AI CV Builder, offering the best CV templates for job seekers!

To

### Classic Tuesday Low of the Week

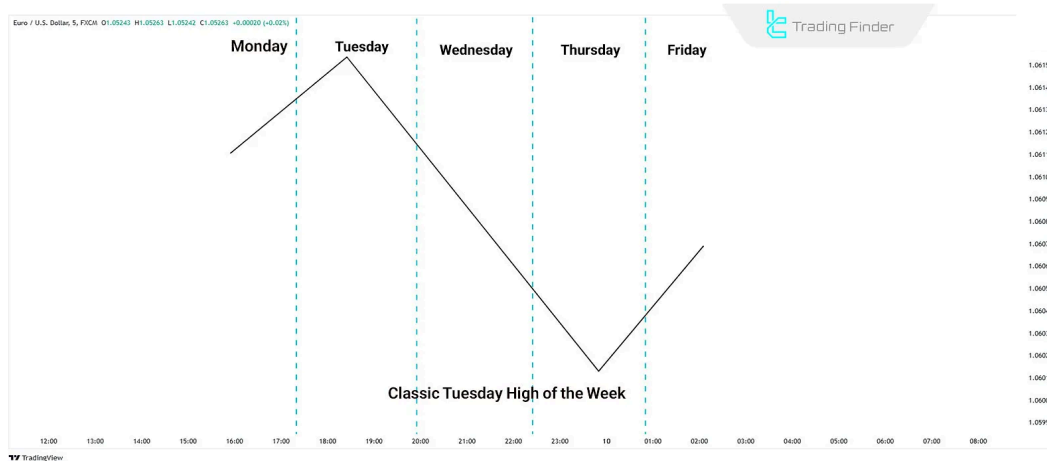
In **x** bullish trends, prices may experience manipulation on Monday and remain above the **discount** level on higher timeframes. This is often followed by a price drop on Tuesday, forming the weekly low.

If this drop does not occur on Monday and fails to reach the discount level, the move typically happens on Tuesday during the **London** or **New York** sessions.

### Classic Tuesday High of the Week

In bearish trends, prices are subject to volatility on Monday, staying below the **premium** level on higher timeframes. On Tuesday, prices often move toward the premium level, forming the weekly high.

If no upward movement occurs on Monday, the weekly high usually forms on Tuesday during the London or New York sessions.

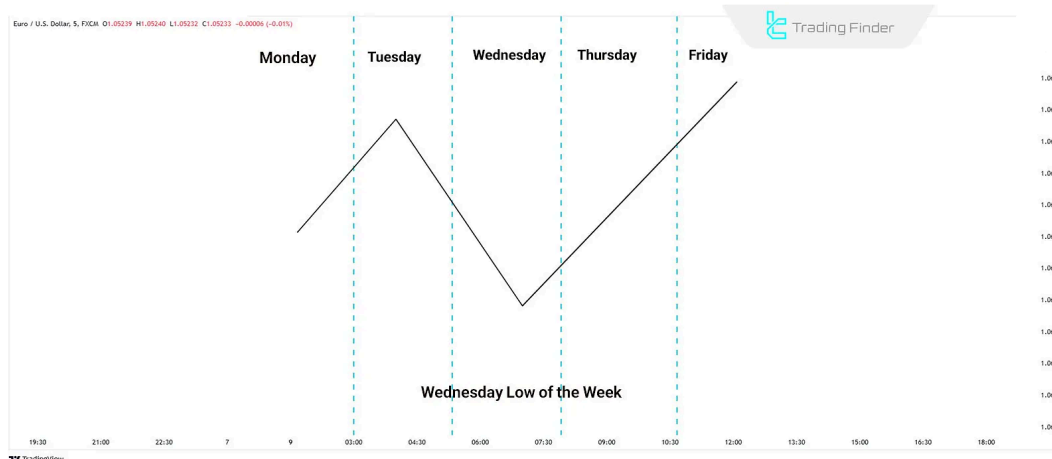


Schematic representation of the classic Tuesday high's performance on the fourth day in the Weekly Profile model

### Wednesday Low of the Week

In bullish conditions, prices typically fluctuate on Monday and Tuesday, **staying** above the **discount** level on higher timeframes. Prices drop to the discount level by Wednesday, forming the weekly low.

If this drop doesn't happen on Monday or Tuesday, the low might be set on Wednesday during the London or New York sessions.

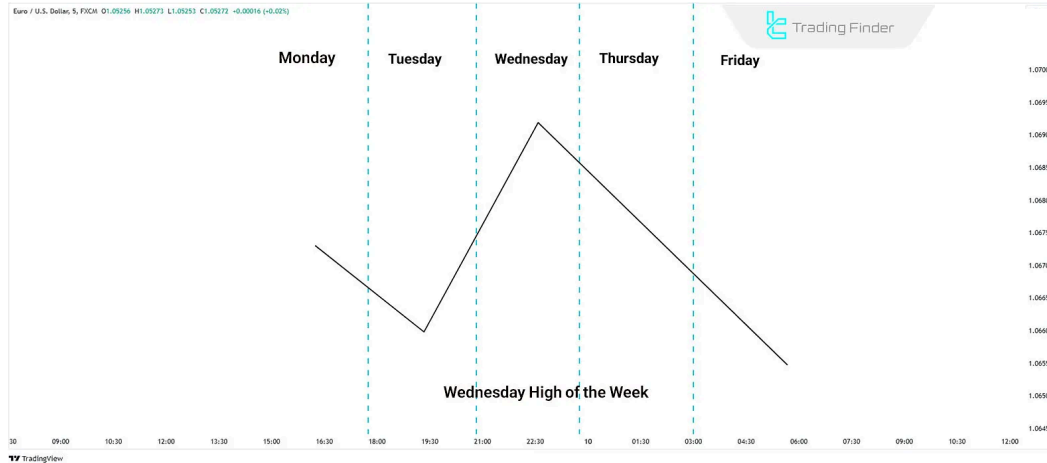


Schematic representation of the fifth day's low (Wednesday Low of the Week) in ICT Weekly Profiles

## Wednesday High of the Week

In bearish conditions, prices on Monday and Tuesday may be manipulated to fluctuate below the **premium** level on higher timeframes.

Prices rise to the premium level by Wednesday, forming the weekly high. If this **upward movement** doesn't occur on Monday or Tuesday, the high will likely to form on Wednesday during the London or **New York sessions**.



Schematic representation of Wednesday's high (Wednesday High of the Week) in the Weekly Profile model

## Consolidation Thursday Bullish Reversal

In bullish trends, prices might consolidate from Monday to Wednesday. After forming the weekly low, prices rebound upward.

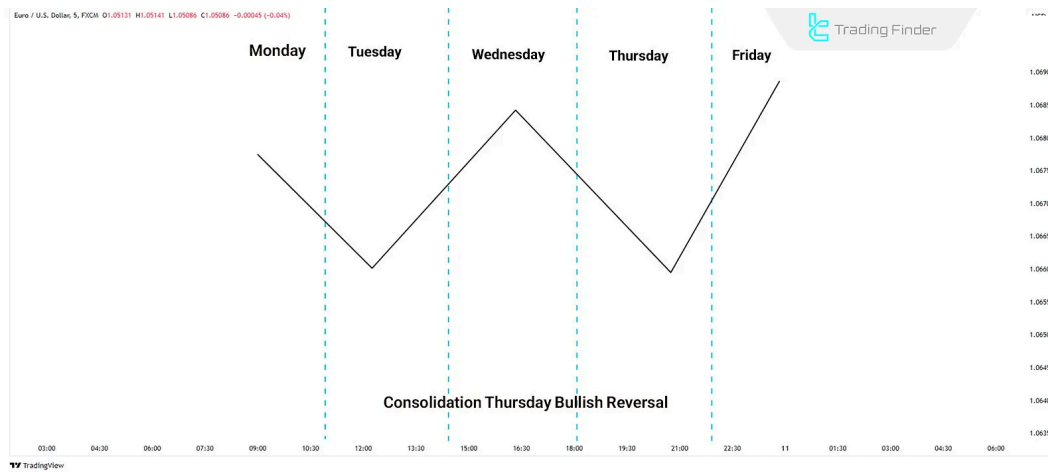
To understand this pattern, identify **discount levels** on higher timeframes.

# Chat with an Expert Online Now

A Technician Will Answer Your Questions in Minutes. Chat Now.

If  
ec

× ⓘ



Market's bullish reversal on Thursday following consolidation in the Weekly Profile model

## Consolidation Thursday Bearish Reversal

In bearish trends, prices might **consolidate** from Monday to Wednesday within a defined range; After breaching the weekly high, price will turn into downward.

To detect this, focus on **premium levels** on higher timeframes. If these levels aren't reached earlier, a possible price increase on Thursday might precede a drop, typically triggered by news events or interest rate decisions in the late New York session.

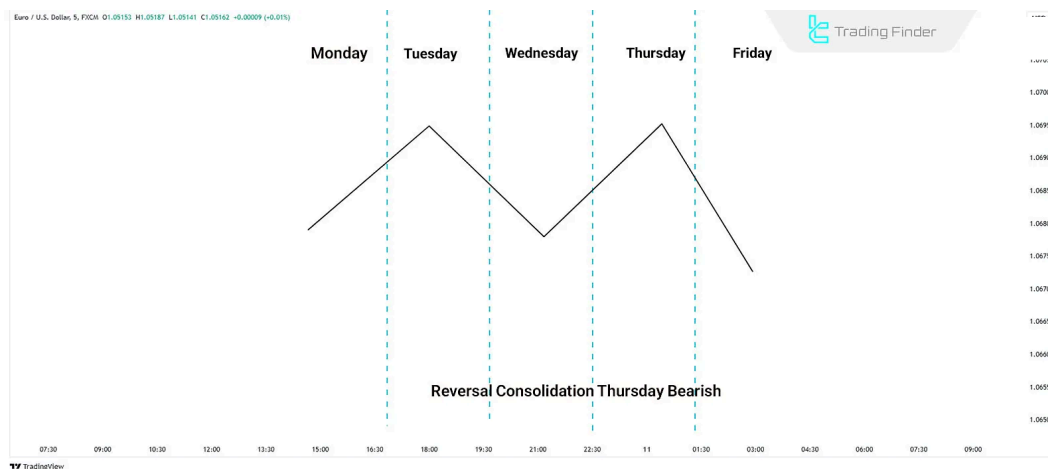
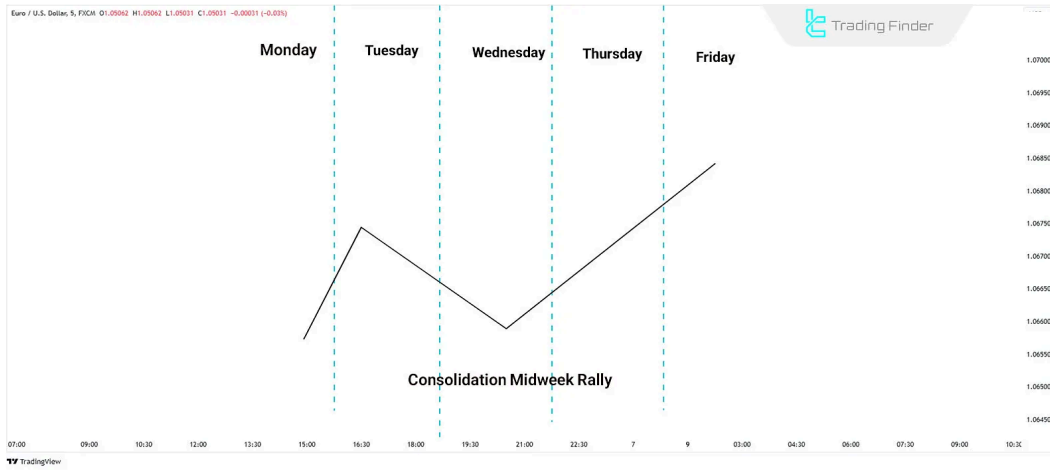


Chart of the Weekly Profile model illustrating the bearish reversal trend on Thursday following consolidation (Reversal Consolidation Thursday Bearish)

## Consolidation Midweek Rally

In bullish markets, prices **consolidate** from Monday to Wednesday, then breach the **weekly high** and **continue** upward until Friday.

If prices fail to reach the **premium level** or break past the discount level, they are likely poised to rise toward the premium level and continue their rally.

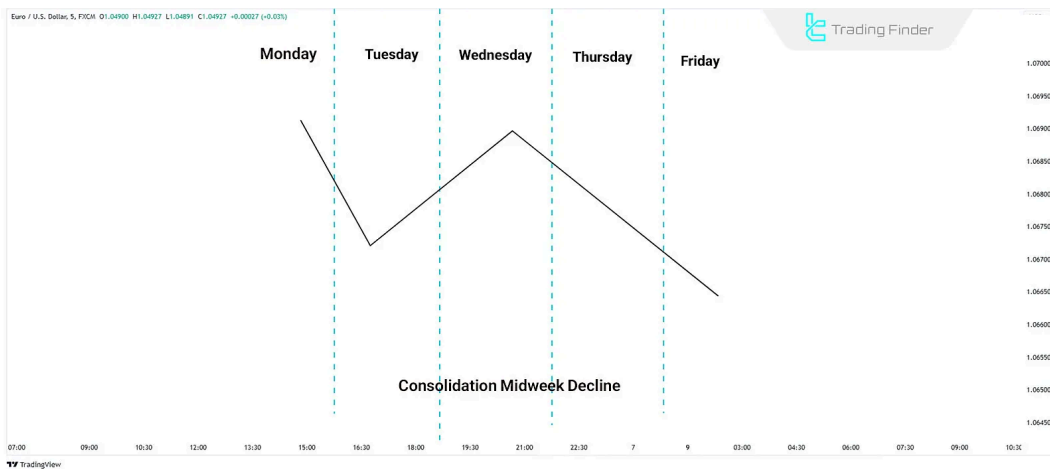


Schematic representation of the midweek bullish rally (Consolidation Midweek Rally) in ICT Weekly Profiles

### Consolidation Midweek Decline

In bearish markets, prices **consolidate** from Monday to Wednesday, followed by further declines until Friday after reaching the weekly low.

If prices drop from the **premium level** without hitting the discount level and lack signs of a bullish reversal, this indicates continued downward momentum toward the discount level on higher timeframes.



Pattern of midweek price decline following consolidation (Consolidation Midweek Decline) in the Weekly Profile model

### Seek and Destroy Bullish Friday

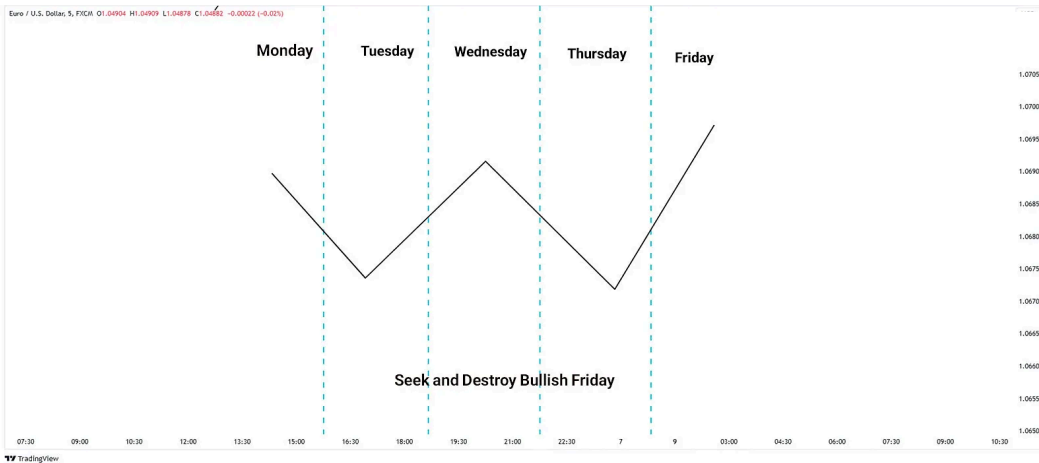
The market may **consolidate** from Monday to Thursday in bullish trends, **activating** small stops above and below the weekly highs.

Prices then breach the weekly high and continue rising until Friday.

# Chat with an Expert Online Now

A Technician Will Answer Your Questions in Minutes. Chat Now.

Tr  
re



Schematic representation of the low-probability bullish Friday profile (Neutral-Low Probability Profile) in the Weekly Profile model

## Neutral-Low Probability Profile

The price will likely remain **neutral** from Monday to Thursday in range markets, activating small stops above and below weekly highs.

Then, price will move toward the weekly low and **continue** declining until Friday.

This **behavior** often happens when the market awaits key events like interest rate announcements or employment reports.

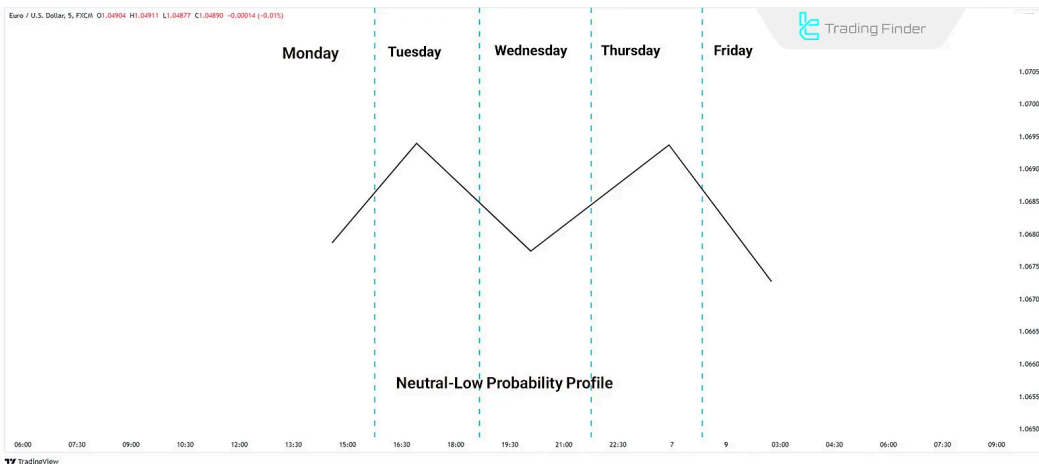
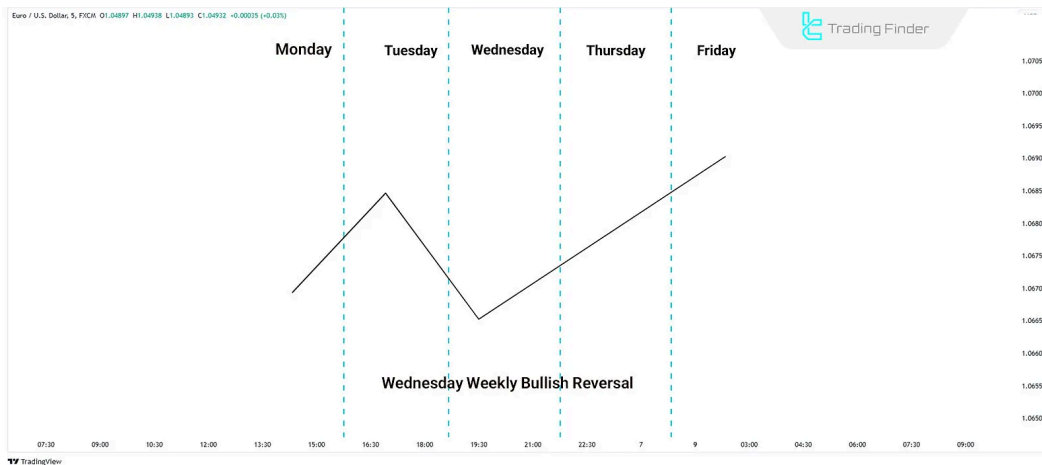


Illustration of the low-probability bearish Friday profile (Neutral-Low Probability Profile) in ICT Weekly Profiles

## Wednesday Weekly Bullish Reversal

In this pattern, the market consolidates from Monday to Tuesday. By Wednesday, price will drop to the **discount level**, activating sell stops before quickly rebounding and initiating a strong bullish move.

This scenario occurs when the market approaches significant **long-term** or **mid-term lows**, where institutional buying combines with **selling liquidity** to trigger **upward** momentum.

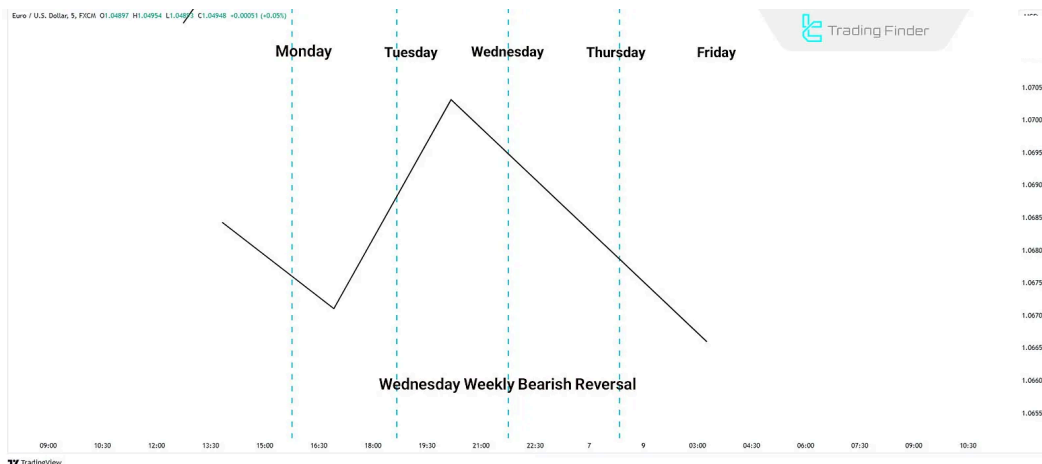


Schematic representation of the weekly bullish reversal on the fifth day (Wednesday Weekly Bullish Reversal) in the Weekly Profile

## Wednesday Weekly Bearish Reversal

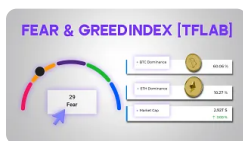
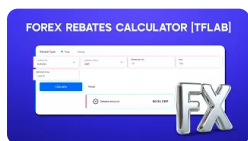
In bearish trends, prices may consolidate from Monday to Tuesday. On Wednesday, they rise toward the **premium level** on higher timeframes to activate buy stops.

This rise creates an opportunity for institutional **selling**, leading to a strong bearish reversal.



Schematic representation of the weekly bearish reversal on the fifth day (Wednesday Weekly Bearish Reversal) in ICT Weekly Profiles

### You May Like :



- Forex Rebate
- Earnings Calendar
- Fear & Greed Index for
- Central Bank Interest
- Calculator Tool - Forex
- Tool; View EPS of US &
- Cryptocurrency Tool
- Rates Tool [America,
- Cashback Calculatio...
- World Companies +...
- [Market Cap, Bitcoin...
- Europe, Asia, and...

## Conclusion

Weekly Profiles (Master ICT Weekly Profiles) are frameworks for **identifying price movement** patterns throughout a trading week.

These profiles include scenarios like **bullish** and **bearish** trends, **midweek reversals**, and **consolidations**.

# CHATGPT Powered CV

Create your resume with the AI CV Builder, offering the best CV templates for job seekers!

B: g  
st

## FAQs

What are Weekly Profiles? v

Weekly Profiles describe price behavior over a trading week and helps to identify trends, reversals, and key liquidity points.

When should these profiles be used? v

When observing price consolidation early in the week

When the market is near key liquidity levels (long-term highs or lows) v

Why are higher timeframes important?

When higher timeframes indicate clear bullish or bearish trends v

Table Of Content v

What Are Weekly Profiles? Exploring ICT Weekly Profiles v

Classic Tuesday Low of the Week

Classic Tuesday High of the Week

Wednesday Low of the Week

Wednesday High of the Week



5 From 5.0

(2)

Consolidation Thursday Bullish Reversal

Rate this post

Consolidation Thursday Bearish Reversal

Consolidation Midweek Rally

Consolidation Midweek Decline

- Seek and Destroy Bullish Friday
- Neutral-Low Probability Profile
- Wednesday Weekly Bullish Reversal
- Wednesday Weekly Bearish Reversal

Conclusion

### Top Posts



**What is an ICT Order Block and How to Trade It?**

Ram Nisha | Dec 23, 2024

7,221 Views



**Break of Structure (BOS) on ICT**

Eda Kaya | Dec 22, 2024

7,162 Views

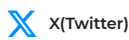


**Turtle Soup Strategy from ICT Style**

Arjun Mandal | Dec 23, 2024

7,116 Views

### Our Social Media



X(Twitter)



Telegram



Mql5



TradingView



Facebook



Instagram



Youtube



Tik Tok

### Latest Articles



What is a PAMM Account? Learn how to Choose the Right PAMM Account

Forex Education

Nino Gogochashvili | Jun 6, 2025



Complete training in financial markets such as "Forex," "Stock Market," and "Cryptocurrencies" only becomes comprehensive with tested trading tools and strategies. "Trading Finder," with its experience, aids traders and investors in gaining a correct understanding and deep learning. The training programs are designed based on tools for traders of all levels, from "beginner to advanced."



 English (EN) ▾

About Us

Our Team

Advertisement

Indicators & Oscillators

Trading Tools

Contact Us

Jobs

Affiliates

Products

Trading Tools

Forex Methodology

Report a Bug

Our Scores

Financial Market Education

#### Risk Disclosure:

Participating in financial markets involves high risk, which can result in the loss of part or all of your investment. There are no

[Show More](#) ▾

#### Disclaimer:

[TradingFinder.com] assumes no responsibility for any potential losses or damages. All decisions are the sole responsibility of

[Show More](#) 

**Disclosure of revenues and advertisements:**

The "TradingFinder" platform offers various services, some of which, like introductions, are free, while others, such as our

[Show More](#) 

## Become a Master of AI Tools

Upgrade your career with in-demand AI skills

---

[x](#) [i](#)

[Privacy Policy](#)

[Risk Warning](#)

[Cookies Policy](#)

[Copyright and Idea Submissions](#)

[Terms and Conditions Agreement](#)

© 2025 TradingFinder, Inc. All rights reserved.