

TradingFinder > Education > Interesting Financial Articles > Forex Financial Articles > 5 Reasons for the Importance of C...

5 Reasons for the Importance of Currency Pair Correlation in Trading

Categories:

Interesting Financial Articles Fundamental Analysis Financial Articles Forex Financial Articles

Article Level: Intermediate



Writer: Nino Gogochashvili



Reviewer: Davit Kvaratskhelia



Fact checker: Arjun Mandal



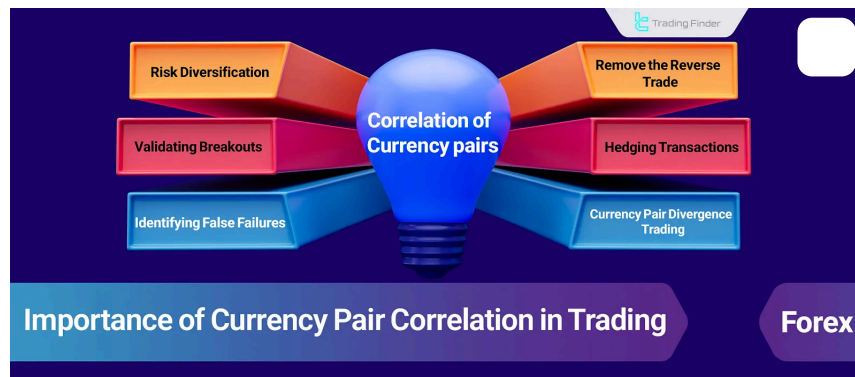
Modified: Apr 28, 2025

Comments: 0

Views: 85

6 Min

In **currency pairs** with similar or completely opposite characteristics, a strong negative or positive correlation is formed; the **correlation between currencies in Forex** can be used to eliminate reverse trades and implement **risk management** techniques to prevent severe or unintended losses.



Monitoring currency pair correlations is essential for smart risk management and validating technical breakout failures

Why Is Currency Pair Correlation Important in Trading?

Understanding **currency pair correlations** enables **smart hedging, precise risk control,** and validation of **technical breakouts**. Here are **5** key reasons to monitor currency correlations:

- ⚡ **Eliminating counter trades**
- ⚡ **Profiting from temporary divergences**
- ⚡ **Hedging positions**
- ⚡ **Diversifying risk**
- ⚡ **Testing breakouts and technical confirmations**

Note: To analyze the **correlation coefficient** (a metric showing correlation strength) for **forex market**, use **TradingFinder's Forex Correlation Tool**.

1-Eliminating Counter Trades

By identifying pairs with **strong negative correlations**, traders can avoid **simultaneous trades** on them. Pairs moving in opposite directions may cancel out each other's profits/losses.

Example: Opening a **long AUD/USD** and a **short NZD/USD** will neutralize the positions' effects.



The similar trend and correlation of AUD and NZD against the USD are evident

2- Profiting from Temporary Divergences

Occasionally, highly correlated pairs diverge due to **political, geopolitical,** or **economic** factors. Traders can capitalize on the expected **reversion to correlation** by entering positions aligned with the anticipated price reversal.

Example of Profiting from Divergence

During **political uncertainty in Germany**, EUR/USD weakens while GBP/USD remains stable or strengthens. Post-election, EUR/USD is likely reverts to its correlation with GBP/USD. A trader could profit by going **long in EUR/USD**.

3- Hedging Positions

Understanding the nature of assets and currency pair correlations is crucial for hedging and risk control.

For example, when **market sentiment** is risk-averse due to war, a trader may open **long positions on gold** and a **safe-haven currency (such as the Swiss Franc)**.

However, since **geopolitical risks are unpredictable** and there is a possibility of a peace agreement, the trader also enters a **long position in line with market risk appetite (Risk On assets)**.

In this scenario:

- ⚡ **If the war continues**, the **Risk On position** will hit its stop-loss, but this loss will be offset by the **gold and Franc positions reaching their profit targets**;
- ⚡ **Conversely, if the war risk suddenly dissipates**, the **gold and Franc positions** will hit their stop-loss, but the **hedging Risk On position** will reach its target, compensating for part of the loss.

4- Testing Breakouts and Technical Confirmation

Comparing correlated pairs helps validate breakouts at key **support/resistance levels**.

For example, the **NZD/USD** currency pair has a positive correlation with **AUD/USD** and a strong negative correlation with **USD/CAD** and **USD/CHF**; Now, the NZD/USD currency pair has **broken a significant technical support**. In this case, there are two scenarios:

Confirmed Breakout in Scenario 1

Other correlated pairs (e.g., AUD/USD, USD/CAD) also break their respective key levels, confirming the trend.

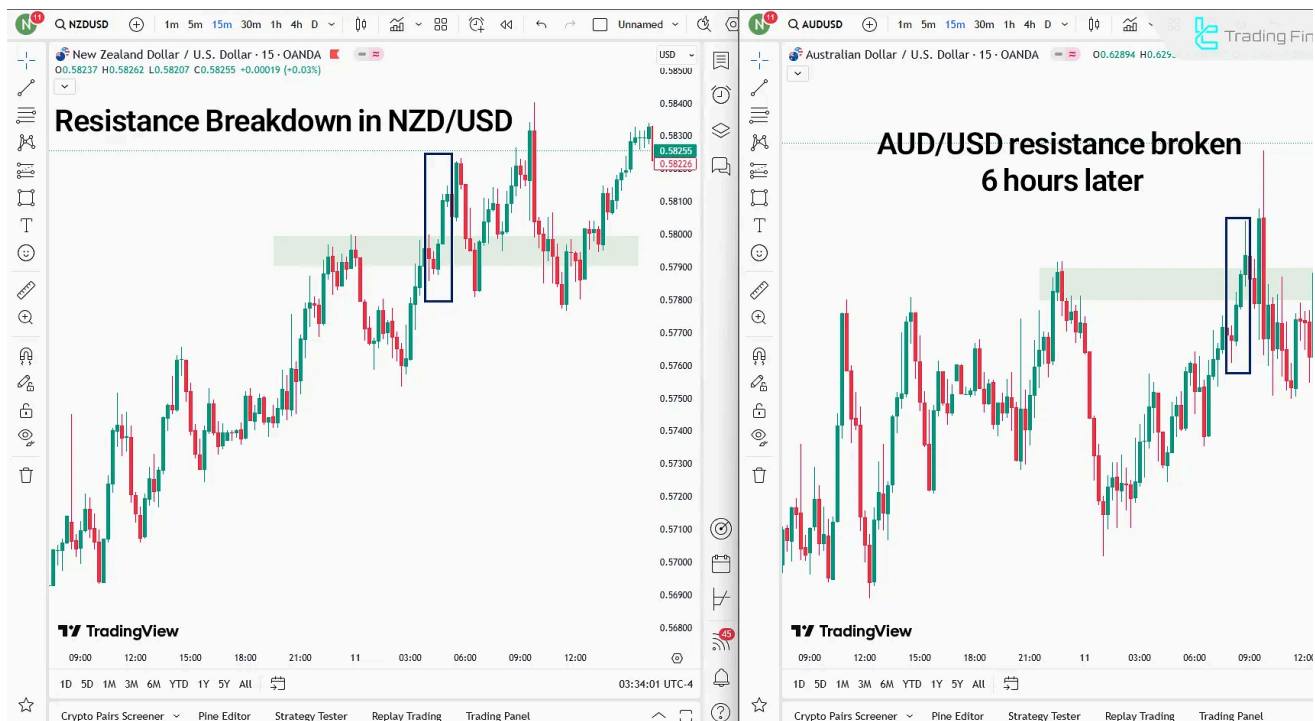
False Breakout in Scenario 2

Other pairs **do not weaken** against the USD, suggesting NZD's weakness is due to **local economic/political factors**.

You can use the TradingFinder tool to identify fake breakouts:

- ⚡ **False Breakout Indicator for MT4**
- ⚡ **False Breakout Indicator for [MT5](#)**
- ⚡ **[False Breakout Indicator for TradingView](#)**

For example, in the image below, the similar fluctuations of the **AUD/USD** pair with the **NZD/USD** pair are highlighted; in the NZD/USD pair, a **resistance level was broken**, and three hours later, the AUD/USD pair also broke through a **similar resistance level**.



5- Risk Diversification

With highly correlated currency pairs, risk can be diversified.

For example, a trader has a bearish bias on the Dollar and intends to open a **short position** on **EUR/USD** with a 0.5% risk; To diversify the risk, they can short EUR/USD with a 0.25% risk and short GBP/USD with the remaining 0.25% risk.

In fact, if an **unforeseen risk** occurs with the euro, only 0.25% of the account will be affected.

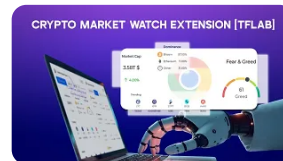
You May Like :



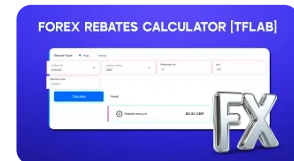
Forex Margin
Calculator Tool
[Leverage...



Cryptocurrency
Converter |
Exchange Rate...



Crypto Market
Watch Extension;
Cryptocurrency...



Forex Rebate
Calculator Tool -
Forex Cashback...

Conclusion

Currency correlation is an effective tool for traders, helping to **reduce unwanted losses** and **avoid unnecessary trades** by **eliminating countertrades**, taking advantage of temporary divergences, and implementing smart hedging strategies.

Considering the correlation between currencies, a trader can distribute their trading risk across two currency pairs that have a **positive correlation**.

FAQs

Why is currency correlation important in trading? ∨

It prevents counter trades and aids risk management (hedging/diversification).

Why are counter trades ineffective? ∨

Pairs with strong negative correlations neutralize each other's profits/losses.

How to profit from temporary divergences? ∨

Trade reversions to correlation after short-term political/economic disruptions.



5 From 5.0

(1)

Rate this post



0 Comment
Top Posts

[Write a comment](#)



What is an ICT Order Block and How to Trade It?

Ram Nisha | Dec 23, 2024

7,198 Views



Break of Structure (BOS) on ICT

Eda Kaya | Dec 22, 2024

7,145 Views

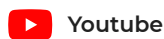
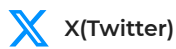


Turtle Soup Strategy from ICT Style

Arjun Mandal | Dec 23, 2024

7,093 Views

Our Social Media



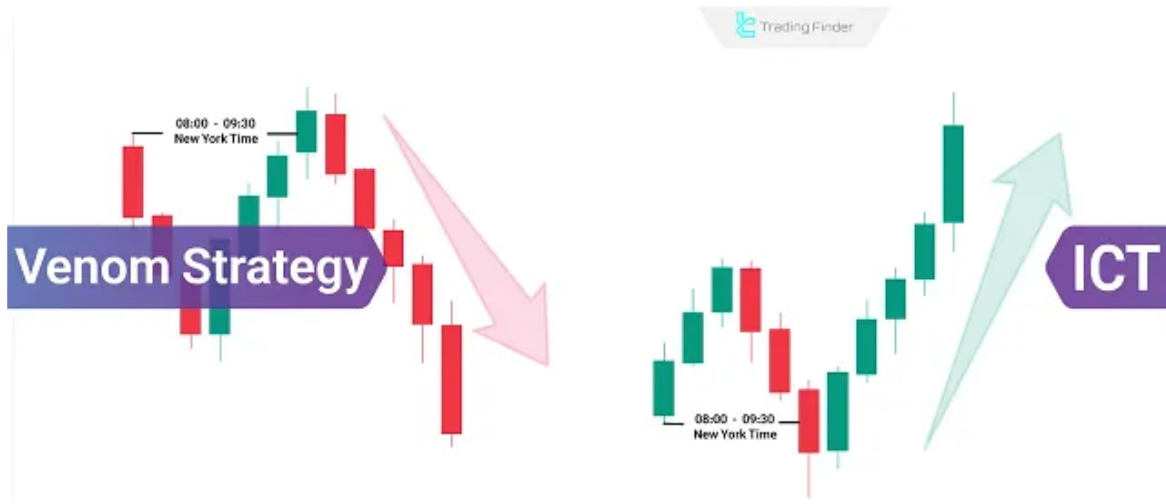
Latest Articles



Is Copy Trading Legal? Global Overview of Copy Trading Legal Status

Forex Education

Nino Gogochashvili | Jun 5, 2025



Venom Strategy in ICT Style (Venom); Intraday Trading on US Stock Indices

Forex Education

Nino Gogochashvili | Jun 4, 2025



What Is Copy Trading? Difference Between Copy Trade, Social Trade & Mirror Trade

Forex Education

Nino Gogochashvili | Jun 3, 2025



Complete training in financial markets such as "Forex," "Stock Market," and "Cryptocurrencies" only becomes comprehensive with tested trading tools and strategies. "Trading Finder," with its experience, aids traders and investors in gaining a correct understanding and deep learning. The training programs are designed based on tools for traders of all levels, from "beginner to advanced."



 English (EN)
▼

About Us

Contact Us

Forex Methodology

Our Team

Jobs

Report a Bug

Advertisement

Affiliates

Our Scores

Indicators & Oscillators

Products

Financial Market
Education

Trading Tools

Trading Tools

Risk Disclosure:

Participating in financial markets involves high risk, which can result in the loss of part

[Show More](#) ▼

Disclaimer:

[TradingFinder.com] assumes no responsibility for any potential losses or damages. All

[Show More](#) ▼

Disclosure of revenues and advertisements:

The "TradingFinder" platform offers various services, some of which, like introductions,

[Show More](#) 

[Privacy Policy](#)

[Risk Warning](#)

[Cookies Policy](#)

[Copyright and Idea Submissions](#)

[Terms and Conditions Agreement](#)

© 2025 TradingFinder, Inc. All rights reserved.