

TradingFinder > Education > Forex Education > Daily Profile London Reversal and...

Daily Profile London Reversal and New York Continuation – ICT style

Categories: Forex Education ICT (Inner Circle Trader) Education

Article Level: Advanced



Writer: Davit Kvaratskhelia



Reviewer: Nino Gogochashvili



Fact checker: Ram Nisha



Modified: Mar 3, 2025

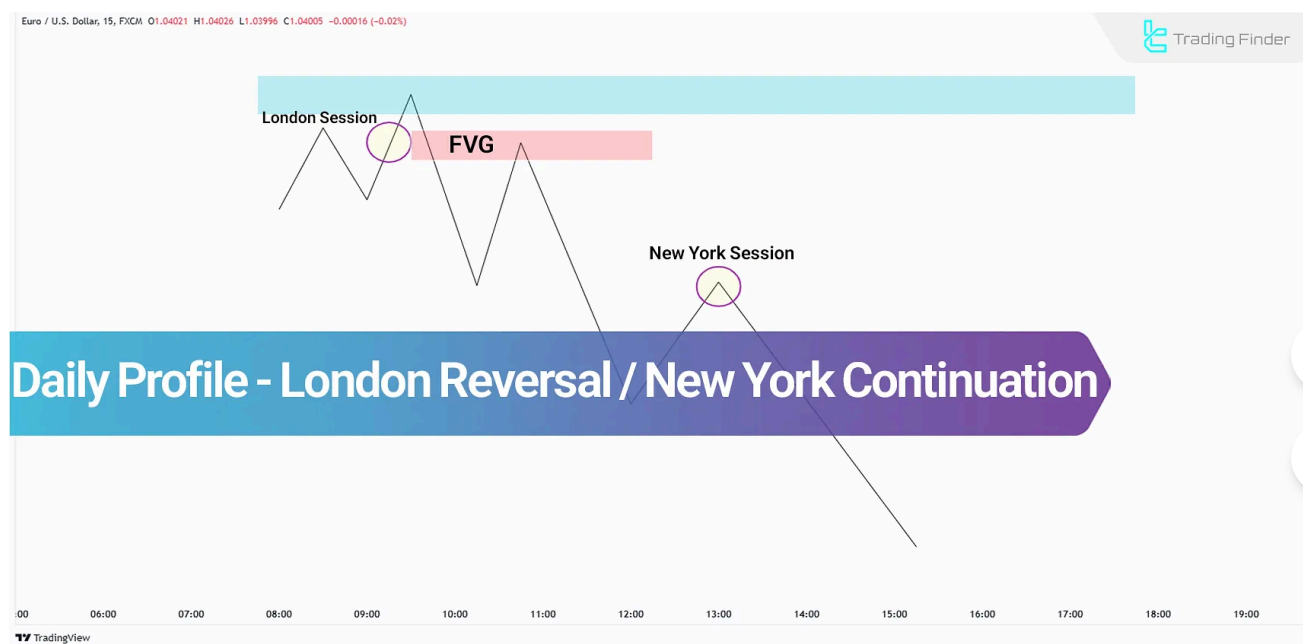
Comments: 0

Views: 1,191

5 Min

Understanding **daily profile trading** in the **London and New York sessions** is a key concept in **ICT trading methodology**.

This concept refers to price movements occurring during specific timeframes in the **London session**, setting the stage for further price action in the **New York session**.



ICT-Based Strategy for the London and New York Session Daily Profile

Understanding Kill Zones and the London Session

To fully grasp the **daily profile for London and New York trading**, traders must first understand **Kill Zones**.

Kill Zones are specific time periods in trading sessions where **significant price movements** take place. The primary sessions include **Asia, London, and New York**.

For this analysis, we will focus on:

- ⚡ **London Session Kill Zone:** 2:00 AM - 5:00 AM EST (Winter) | 3:00 AM - 6:00 AM EST (Summer)
- ⚡ **New York Session Kill Zone:** 8:30 AM - 12:00 PM EST (Winter & Summer)

What is the London Reversal?

The **London Reversal** refers to a **classic daily candlestick pattern** where price expands in one direction before reversing and continuing in the opposite direction. This movement occurs in two scenarios:

Bullish London Reversal

For a Bullish Reversal in the London Session, Consider the Following Points:

- ⚡ The price **declines during the London session** before reversing and moving higher;
- ⚡ The reversal is typically confirmed with a **Market Structure Shift (MSS)**;
- ⚡ The movement continues into the **New York session**, completing the **daily candlestick formation**.

Bearish London Reversal

For a Bearish Reversal in the London Session, Consider the Following Points:

- ⚡ The price **rises during the London session** before reversing and moving lower;
- ⚡ The bearish reversal is confirmed with a **market structure change** and continues in the **New York session**.

Example Bullish London Reversal

In a **5-minute XAU/USD chart**, a bullish reversal pattern is observed. During the London session, the price initially declines before reversing upwards.

This movement is often accompanied by an entry into a **Fair Value Gap (FVG)** or an **equilibrium level**. The continuation of this move in the **New York session** targets **liquidity zones**.



Bullish Trend in the Daily Profile for London Reversal and New York Session Move

Example Bearish London Reversal

In a **15-minute EUR/USD chart**, the price reaches a **session high** in the **London session** before reversing downward.

During this reversal, traders can enter **sell positions** as price approaches a **Fair Value Gap (FVG)**. The move continues in the **New York session**, breaking previous lows.

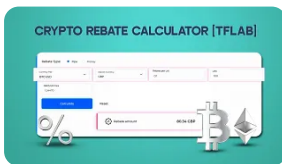


Bearish Trend in the ICT-Based Daily Profile Strategy for London and New York Sessions

Combining the London and New York Sessions for London Reversal

In some cases, the price reaches a **key level at the end of the London session** and retests the same level during the **New York session** before continuing towards liquidity targets.

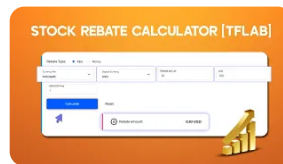
You May Like :



Crypto Rebate
Calculator tool -
Crypto Trading...



Forex Margin
Calculator Tool
[Leverage...



Stock Rebate
Calculator Tool -
Calculate...



Forex Economic
Calendar Tool [150+
Countries]

Key Considerations for Using the London Reversal Strategy

Successful **London Reversal trading** relies on **identifying market structure shifts**, utilizing **Order Blocks (OBs) for trade entries**, and setting **stop losses at key levels like previous day highs or lows**. These factors help traders **manage risk effectively** and optimize their entries.

Conclusion

The **daily profile for London and New York trading** is a core strategy in **ICT trading**, helping traders identify **key market movements**.

The **London Reversal** plays a crucial role in **daily candlestick formations**, with its continuation into the **New York session** providing further trading opportunities.

By analyzing **key levels such as FVGs, Order Blocks**, and implementing proper **risk management**, traders can enhance their performance and capitalize on market movements across these sessions.

FAQs

What is the London Reversal? ∨

The **London Reversal** refers to a **price reversal during the London session**, where the price initially moves in one direction before shifting and continuing into the New York session. ∨

When does the London Reversal occur?
It typically occurs between **2:00 AM and 5:00 AM EST (Winter)** and **3:00 AM and 6:00 AM EST (Summer)**.

How can traders identify Bullish and Bearish London Reversals? ∨

To identify London reversals, consider the following factors:

Bullish Reversal: Price **initially declines** before reversing upwards;

Bearish Reversal: Price **initially rises** before reversing downward.



5 From 5.0

(1)

Rate this post



Table Of Content



Understanding Kill Zones and the London Session

What is the London Reversal?



Example Bullish London Reversal

Example Bearish London Reversal

Combining the London and New York Sessions for London Reversal

Key Considerations for Using the London Reversal Strategy

Conclusion

Top Posts



What is an ICT Order Block and How to Trade It?

Ram Nisha | Dec 23, 2024

7,198 Views



Turtle Soup Strategy from ICT Style

Arjun Mandal | Dec 23, 2024

7,093 Views











Break of Structure (BOS) on ICT

Eda Kaya | Dec 22, 2024

7,145 Views

Our Social Media

 X(Twitter)	 Telegram
 MQL5	 TradingView
 Facebook	 Instagram
 Youtube	 Tik Tok

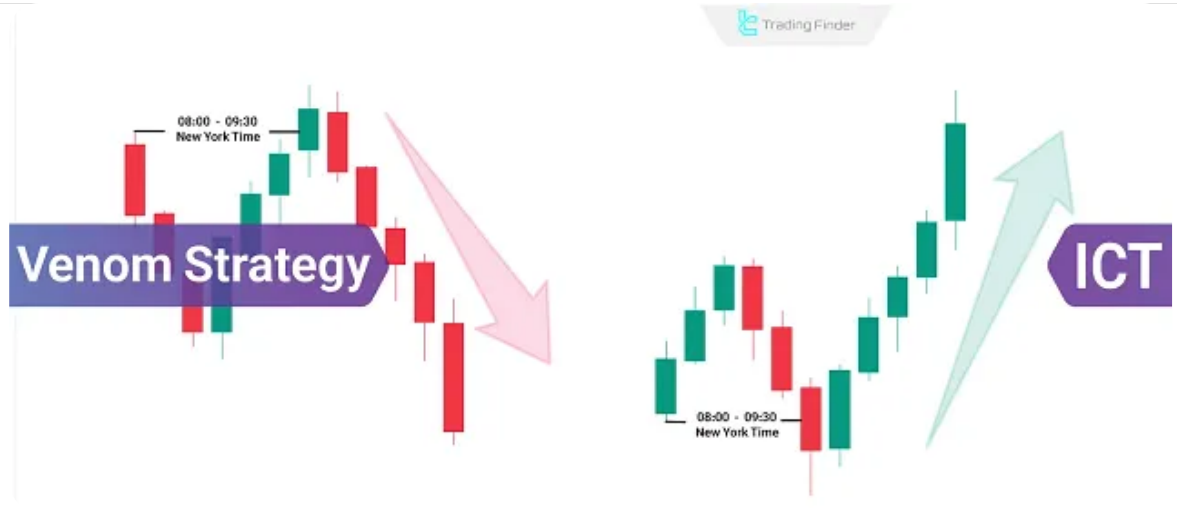
Latest Articles



Is Copy Trading Legal? Global Overview of Copy Trading Legal Status

Forex Education

Nino Gogochashvili | Jun 5, 2025



Venom Strategy in ICT Style (Venom); Intraday Trading on US Stock Indices

Forex Education

Nino Gogochashvili | Jun 4, 2025



Complete training in financial markets such as "Forex," "Stock Market," and "Cryptocurrencies" only becomes comprehensive with tested trading tools and strategies. "Trading Finder," with its experience, aids traders and investors in gaining a correct understanding and deep learning. The training programs are designed based on tools for traders of all levels, from "beginner to advanced."



 English (EN) ▼

[About Us](#)

[Contact Us](#)

[Forex Methodology](#)

[Our Team](#)

[Jobs](#)

[Report a Bug](#)

[Advertisement](#)

[Affiliates](#)

[Our Scores](#)

[Indicators & Oscillators](#)

[Products](#)

[Financial Market](#)

[Education](#)

[Trading Tools](#)

[Trading Tools](#)

Risk Disclosure:

Participating in financial markets involves high risk, which can result in the loss of part

[Show More](#) ▼

Disclaimer:

[TradingFinder.com] assumes no responsibility for any potential losses or damages. All

[Show More](#) ▼

Disclosure of revenues and advertisements:

The "TradingFinder" platform offers various services, some of which, like introductions,

[Show More](#) ▼

[Privacy Policy](#)

[Risk Warning](#)

[Cookies Policy](#)

[Copyright and Idea Submissions](#)

[Terms and Conditions Agreement](#)

© 2025 TradingFinder, Inc. All rights reserved.