



TradingFinder > Education > Forex Education > Daily Profile London Reversal...

Daily Profile London Reversal and New York Continuation – ICT style

Categories: [Forex Education](#) [ICT \(Inner Circle Trader\) Education](#)

Article Level: **Advanced**



Writer:
Davit Kvaratskhelia



Reviewer:
Nino Gogochashvili



Fact checker:
Ram Nisha



Modified: Mar 3, 2025

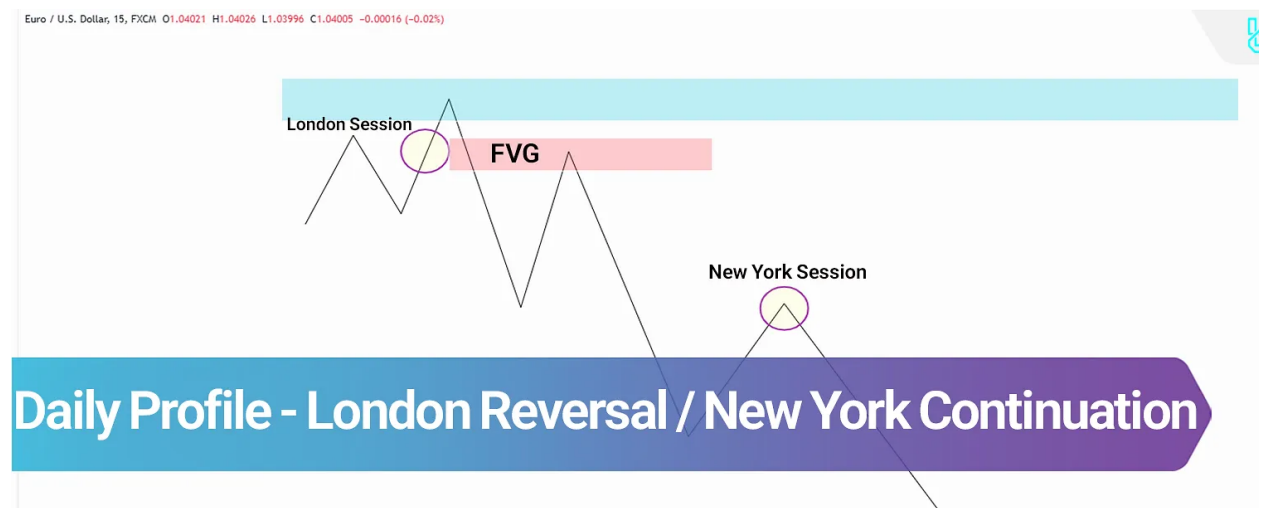
Comments: 0

Views: 1,191

5 Min

Understanding **daily profile trading** in the **London and New York sessions** is a key concept in **ICT trading methodology**.

This concept refers to price movements occurring during specific timeframes in the **London session**, setting the stage for further price action in the **New York session**.



- ⚡ The reversal is typically confirmed with a **Market Structure Shift (MSS)**;
- ⚡ The movement continues into the **New York session**, completing the **daily candlestick formation**.

Bearish London Reversal

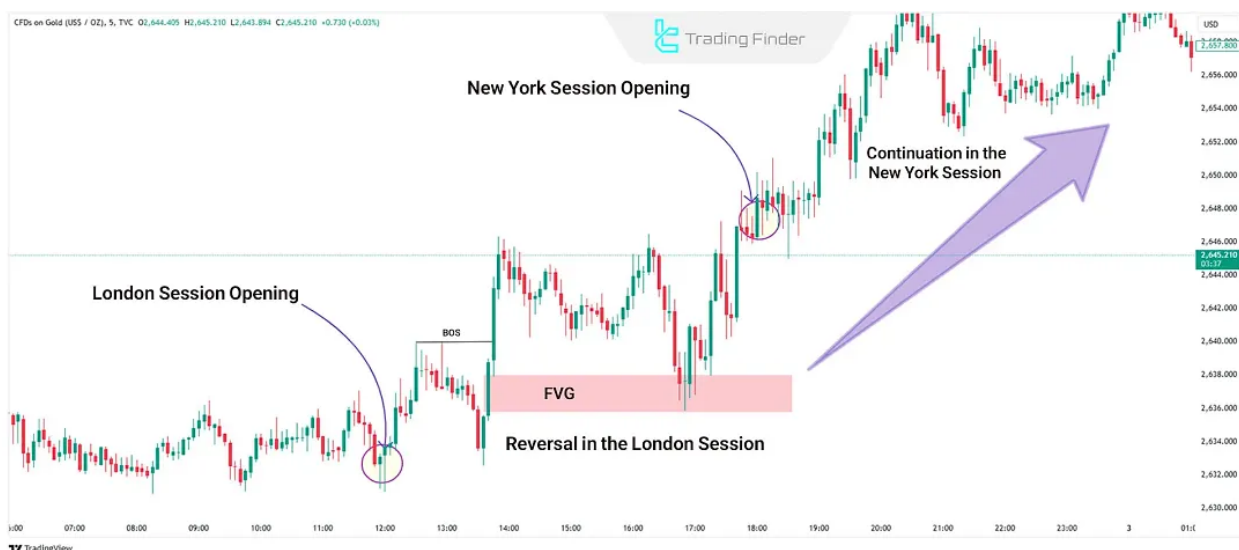
For a Bearish Reversal in the London Session, Consider the Following Points:

- ⚡ The price **rises during the London session** before reversing and moving lower;
- ⚡ The bearish reversal is confirmed with a **market structure change** and continues in the **New York session**.

Example Bullish London Reversal

In a **5-minute XAU/USD chart**, a bullish reversal pattern is observed. During the London session, the price initially declines before reversing upwards.

This movement is often accompanied by an entry into a **Fair Value Gap (FVG)** or an **equilibrium level**. The continuation of this move in the **New York session** targets **liquidity zones**.



Bullish Trend in the Daily Profile for London Reversal and New York Session Move

Example Bearish London Reversal

In a **15-minute EUR/USD chart**, the price reaches a **session high** in the **London session** before reversing downward.

During this reversal, traders can enter **sell positions** as price approaches a **Fair Value Gap (FVG)**. The move continues in the **New York session**, breaking previous lows.



Bearish Trend in the ICT-Based Daily Profile Strategy for London and New York Sessions

Combining the London and New York Sessions for London Reversal

In some cases, the price reaches a **key level at the end of the London session** and retests the same level during the **New York session** before continuing towards liquidity targets.


Key Considerations for Using the London Reversal Strategy

Successful **London Reversal trading** relies on **identifying market structure shifts** utilizing **Order Blocks (OBs) for trade entries** and setting **stop losses**

FAQs

What is the London Reversal? 

When does the London Reversal occur? 

How can traders identify Bullish and Bearish London Reversals? 



5 From 5.0

(1)

Rate this post



0 Comment

[Write a comment](#)

Table Of Content



Understanding Kill Zones and the London Session

What is the London Reversal?

Example Bullish London Reversal

Example Bearish London Reversal

Combining the London and New York Sessions for London Reversal

Key Considerations for Using the London Reversal Strategy

Conclusion

Top Posts



What is an ICT Order Block and How to Trade It?

Ram Nisha | Dec 23, 2024

7,198 Views



Turtle Soup Strategy from ICT Style

Arjun Mandal | Dec 23, 2024

7,093 Views



Break of Structure (BOS) on ICT

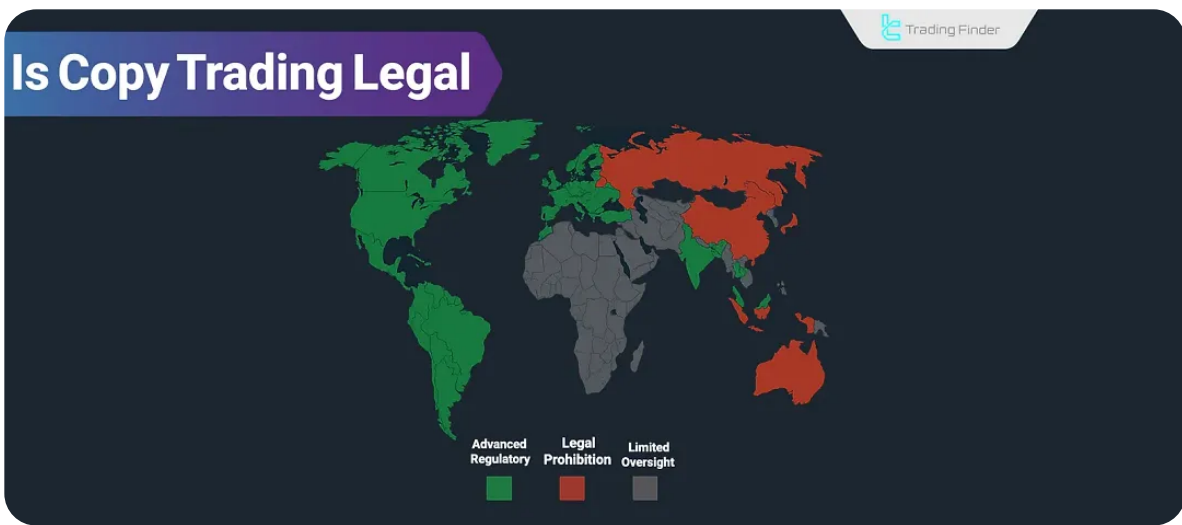
Eda Kaya | Dec 22, 2024

7,145 Views

Our Social Media



Latest Articles

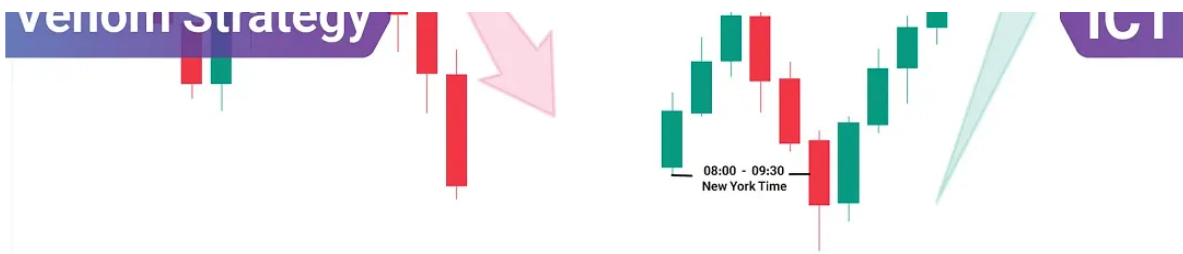


Is Copy Trading Legal? Global Overview of Copy Trading Legal Status

Forex Education

Nino Gogochashvili | Jun 5, 2025





Venom Strategy in ICT Style (Venom); Intraday Trading on US Stock Indices

Forex Education

Nino Gogochashvili | Jun 4, 2025

What Is Copy Trading? Difference Between Copy Trade, Social Trade & Mirror Trade

Forex Education

Nino Gogochashvili | Jun 3, 2025



Complete training in financial markets such as "Forex," "Stock Market," and "Cryptocurrencies" only becomes comprehensive with tested trading tools and strategies. "Trading Finder," with its experience, aids traders and investors in gaining a correct understanding and deep learning. The training programs are designed

based on tools for traders of all levels, from "beginner to advanced."



English (EN)



About Us

Contact Us

Forex Methodology

Our Team

Jobs

Report a Bug

Advertisement

Affiliates

Our Scores

**Indicators &
Oscillators**

Products

**Financial Market
Education**

Trading Tools

Trading Tools

Risk Disclosure:

Participating in financial markets involves high risk, which can result in the

[Show More](#)

Disclaimer:

[TradingFinder.com] assumes no responsibility for any potential losses or

[Show More](#)

Disclosure of revenues and advertisements:

The "TradingFinder" platform offers various services, some of which, like

[Show More](#) 

[Privacy Policy](#)

[Risk Warning](#)

[Cookies Policy](#)

[Copyright and Idea Submissions](#)

[Terms and Conditions Agreement](#)

© 2025 TradingFinder, Inc. All rights reserved.