



TradingFinder > Education > Forex Education > FVG (Fair Value Gap) in ICT St...

FVG (Fair Value Gap) in ICT Style - [Best Markets for FVG]

Categories: [Forex Education](#) [ICT \(Inner Circle Trader\) Education](#)

Article Level: Intermediate



Writer:
Rajesh Sharma



Reviewer:
Nino Gogochashvili



Fact checker:
Eda Kaya



Modified: May 21, 2025

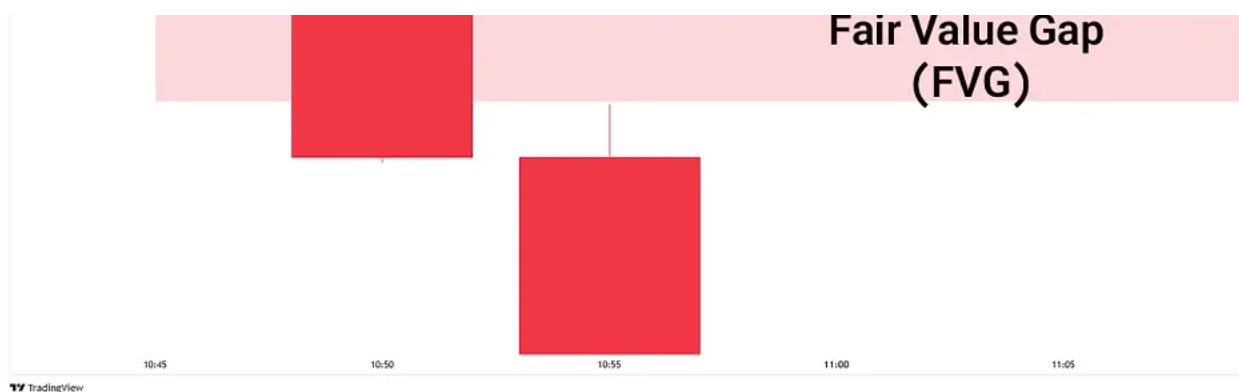
Comments: 0

Views: 1,610

7 Min

Fair Value Gap or **ICT FVG** is a three-candle pattern that creates an empty or unreturned zone between the first candle's high and the third candle's low.





How Fair Value Gap (FVG) forms a bearish trend

How Does FVG Work?

This gap works like a magnet, returning the price to restore balance. The price resumes its primary trend once the gap is revisited and corrected.

Simply put, FVG is an empty area on the chart that the price typically revisits before continuing its previous direction.

Types of FVG

Based on price movement, **ICT FVG** can be categorized into two types:

#1 Bullish Fair Value Gap

In a bullish market, a three-candle pattern may create a price gap. Bullish FVG forms when:

- ⚡ The second candle has a large body;
- ⚡ There is a gap between the first candle's high and the third candle's low.

This gap usually acts as strong support. The price often revisits this gap (to fill it) and then continues its upward movement.





How Fair Value Gap (FVG) works in a bullish trend.

#2 Bearish Fair Value Gap

In a bearish market, a three-candle pattern may create a price gap. Bearish FVG forms when:

- ⚡ The second candle has a large body;
- ⚡ There is a gap between the first candle's low and the third candle's high.

This gap acts as strong resistance. The price often revisits this gap (to fill it) and then resumes its downward movement.



How Fair Value Gap (FVG) works in a bearish trend.

How to Trade Using FVG in ICT?

To trade using **Fair Value Gap (FVG)** in ICT, follow these steps:

#1 Determine the Market Trend

- ⚡ In an uptrend, prices form higher highs and higher lows;
- ⚡ In a downtrend, prices form lower highs and lower lows.

#2 Identify Premium and Discount Zones

To Utilize Fair Value Gaps (FVG) in Trading, One Can Use **Premium and Discount Zones**:

- ⚡ In a downtrend, traders locate FVG in the Premium Zone;
- ⚡ In an uptrend, traders locate FVG in the Discount Zone.

#3 Identify the Significant Candle

- ⚡ Find a candle with a large body and small wicks;
- ⚡ Look for a strong bullish candle with a wide range in an uptrend;
- ⚡ In a downtrend, look for a strong, bearish candle with a wide range.

#4 Analyze Surrounding Candles

Examine the candles before and after the significant candle. These should not overlap with the large candle's body. Such a structure confirms the presence of FVG between the wicks of the first and third candles.

#5 Mark the Fair Value Gap (FVG)

- ⚡ In an uptrend, FVG is the gap between the first candle's high and the third candle's low;
- ⚡ In a downtrend, FVG is the gap between the first candle's low and the third candle's high.

#6 Enter the Trade

Uptrend: Wait for the price to return to the Discount FVG zone. After testing the gap, use confirmations like price rejection or market structure shifts on lower timeframes to open a buy position.



How to trade using Fair Value Gap (FVG) in a bullish trend.

Downtrend: Wait for the price to return to the Premium FVG zone. Upon reaching the gap, use confirmations to open a sell position.



How to Trade with Fair Value Gap (FVG) in a Downtrend

#7 FVG Indicators

Indicators from **[Tflab]** can be used to facilitate the identification of Fair Value Gaps (FVG).

- ⚡ ICT FVG Indicator for MetaTrader 4
- ⚡ ICT FVG Indicator for [MetaTrader 5](#)
- ⚡ **ICT FVG Indicator for TradingView**

Which Timeframes Are Best for FVG?

Fair Value Gaps (FVG) are analyzed across different timeframes:

- ⚡ Use higher timeframes (e.g., daily) for overall market direction (Daily Bias);
- ⚡ Use lower timeframes (e.g., 15 minutes) to pinpoint trade entries.

Best Markets for FVG

FVG was first introduced in indices like **Nasdaq** and **S&P-500**, achieving excellent results. Later, it was successfully applied to forex and has become an essential tool for traders in all markets.

Conclusion

Fair Value Gap (FVG) helps identify price imbalance zones where prices move quickly, bypassing market orders.

Traders can use these zones to find better entry and exit points. Proper understanding and usage of FVG can improve trading decisions and profitability.

FAQs

What role does FVG play in trading?




How to identify FVG?



Can every FVG be traded? 

What is the best timeframe for FVG? 

How does FVG work in bullish and bearish trends? 

Is FVG suitable for all markets? 



5 From 5.0

(16)

Rate this post



0 Comment

[Write a comment](#)

Table Of Content



How is FVG Formed?

How Does FVG Work?

Types of FVG

How to Trade Using FVG in ICT?

Which Timeframes Are Best for FVG?

Best Markets for FVG

Conclusion

Top Posts



Break of Structure (BOS) on ICT

Eda Kaya | Dec 22, 2024

7,145 Views



What is an ICT Order Block and How to Trade It?

Ram Nisha | Dec 23, 2024

7,195 Views





Turtle Soup Strategy from ICT Style

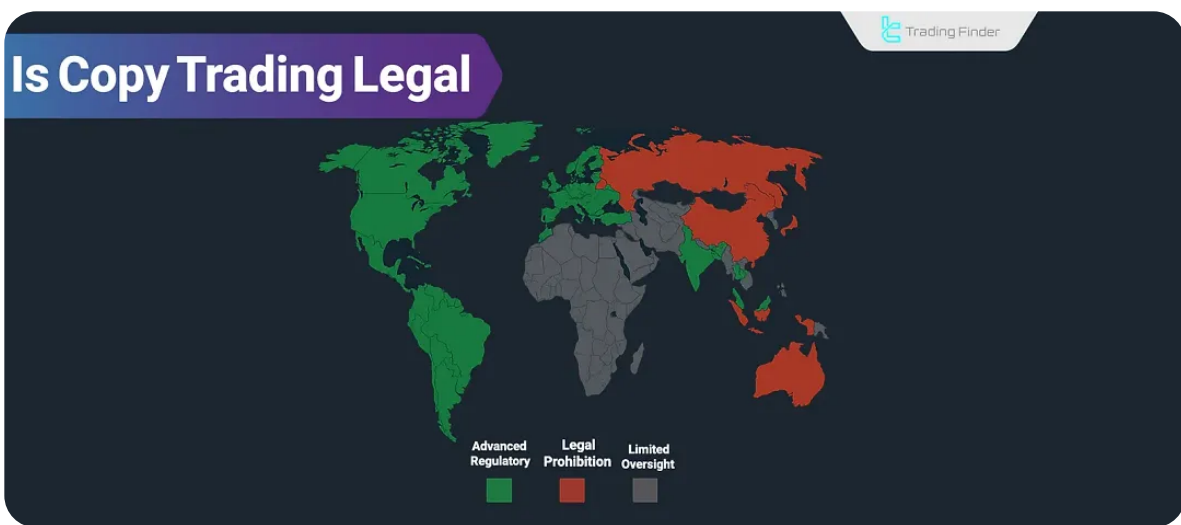
Arjun Mandal | Dec 23, 2024

7,093 Views

Our Social Media



Latest Articles

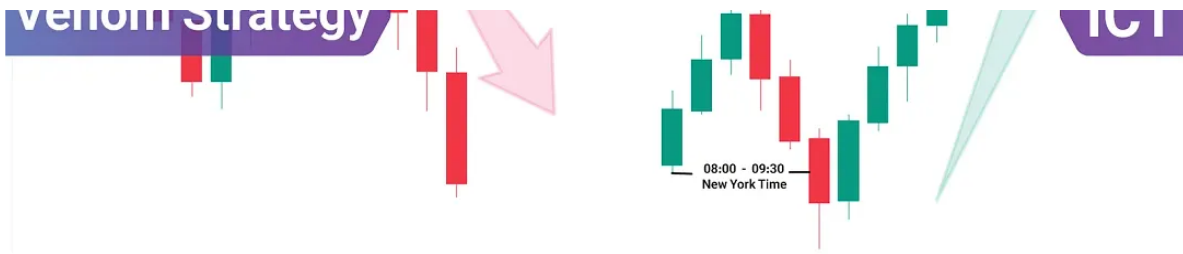


Is Copy Trading Legal? Global Overview of Copy Trading Legal Status

Forex Education

Nino Gogochashvili | Jun 5, 2025





Venom Strategy in ICT Style (Venom); Intraday Trading on US Stock Indices

Forex Education

Nino Gogochashvili | Jun 4, 2025

What Is Copy Trading?

What Is Copy Trading? Difference Between Copy Trade, Social Trade & Mirror Trade

Forex Education

Nino Gogochashvili | Jun 3, 2025



Complete training in financial markets such as "Forex," "Stock Market," and "Cryptocurrencies" only becomes comprehensive with tested trading tools and strategies. "Trading Finder," with its experience, aids traders and investors in gaining a correct understanding and deep learning. The training programs are designed

based on tools for traders of all levels, from "beginner to advanced."



English (EN)



About Us

Contact Us

Forex Methodology

Our Team

Jobs

Report a Bug

Advertisement

Affiliates

Our Scores

**Indicators &
Oscillators**

Products

**Financial Market
Education**

Trading Tools

Trading Tools

Risk Disclosure:

Participating in financial markets involves high risk, which can result in the

[Show More](#)

Disclaimer:

[TradingFinder.com] assumes no responsibility for any potential losses or

[Show More](#)

Disclosure of revenues and advertisements:

The "TradingFinder" platform offers various services, some of which, like

[Show More](#) 

[Privacy Policy](#)

[Risk Warning](#)

[Cookies Policy](#)

[Copyright and Idea Submissions](#)

[Terms and Conditions Agreement](#)

© 2025 TradingFinder, Inc. All rights reserved.