

TradingFinder > Education > Forex Education > Comprehensive Guide on ICT Ne...

Comprehensive Guide on ICT New Week Opening Gap (NWOOG)

Categories: Forex Education ICT (Inner Circle Trader) Education

Article Level: Intermediate Writer:
Ram NishaReviewer:
Eda KayaFact checker:
Arjun Mandal

Modified: Jan 15, 2025

 Comments: 0 Views: 1,543 7 Min

The **New Week Opening Gap (NWOOG)** refers to the price gap between the market's closing price on Friday and its reopening on Monday.

NWOOG gaps can be either **bullish** (when the market opens higher than the previous week's close) or **bearish** (when the market opens lower than the previous week's close).

This analytical method is used to analyze **liquidity flow** and **implement ICT trading strategies**.

Why Does NWOOG Occur at the Start of the Week?

Trading halts at the end of the week, and the market closes. However, unexpected events such as **wars, natural disasters**, or **political developments** over the weekend may impact prices.

These influences are reflected in the **market's opening price** at the start of the new week, leading to the formation of a gap.

How to Identify a New Week Opening Gap?

To identify an NWOOG, mark the closing price on Friday and the opening price on Monday. This price difference is called an **NWOOG** or a **liquidity void** because no trades occur within this range.



Looking for an NWOOG indicator? explore the following tools:

- ⚡ [NWOOG Indicator for MetaTrader 4](#)
- ⚡ [NWOOG Indicator for MetaTrader 5](#)
- ⚡ [NWOOG Indicator for TradingView](#)

NWOOG gaps occur when the **Friday closing** price differs from the **Sunday opening** price. These gaps often act as **“liquidity attraction zones”**, meaning prices tend to return to these levels to correct imbalances.

For instance, if a bullish NWOOG appears without wicks at the start of the week, it may indicate **strong buying pressure** and an increased likelihood of a **continued** upward trend.

The Importance of NWOOG in ICT Analysis

In ICT analysis, **NWOOG** & **NDOG** gaps are critical for identifying **key support resistance levels** and **liquidity attraction zones**. These gaps may indicate strong **buying** or **selling pressure**, helping traders anticipate **price movements**.

How to Trade NWOOG?

Approaching the **50% level of the gap** often results in significant price reactions, making it a strategic **entry point**. Use Fibonacci tools to determine the **50%** level accurately.

Note: Fibonacci levels should include 0, 1, and 0.5.

Trading Strategies Based on NWOOG

1. **Breakout Strategy:** Enter a trade when the price breaks out of the gap range and continues in the same direction;
2. **Reversion to the Gap Strategy:** Enter a trade when the price returns to the gap and reverses from the gap level.

Using Different Timeframes for NWOOG Analysis

- ⚡ **Weekly Charts:** Identify NWOOGs within the **weekly** framework and assess the overall market direction;
- ⚡ **Daily and 4-Hour Charts:** Confirm price **movement** toward or away from NWOOG in lower timeframes;
- ⚡ **1-Hour and Lower Charts:** Pinpoint **entry points** and observe price reactions near NWOOG.

Bullish NWOOG Trading

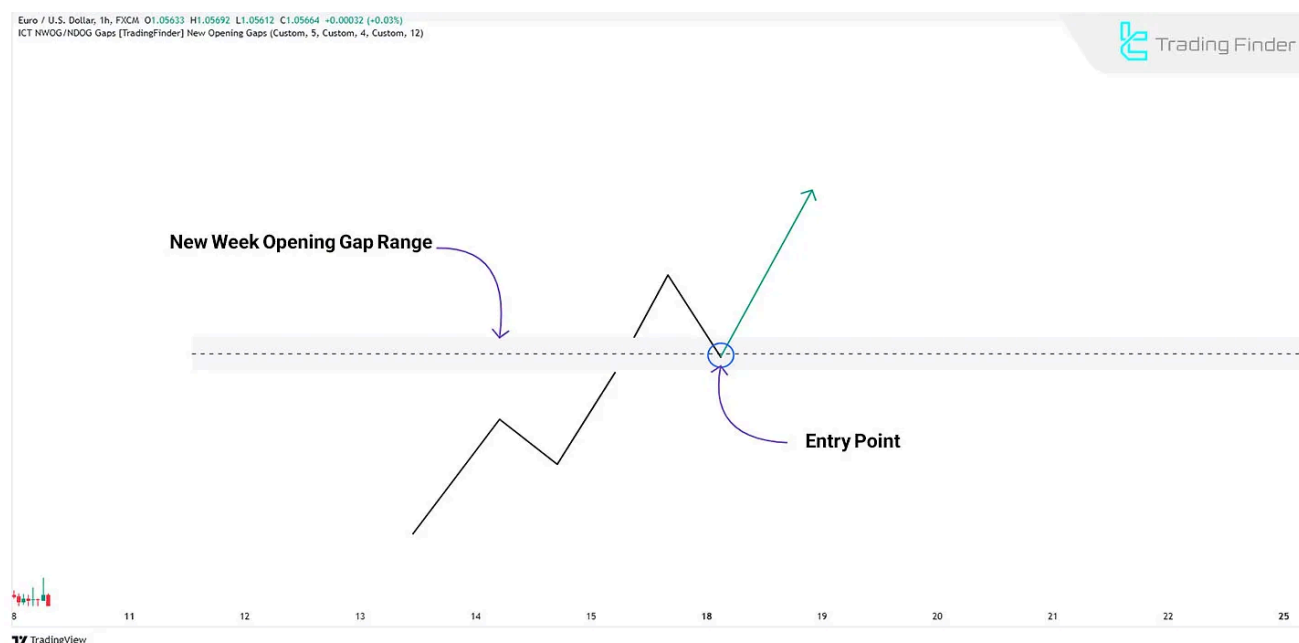
For bullish sentiment, the strategy splits into **two** scenarios:

#1 Price Above NWOOG

When the price retraces to NWOOG and shows **reversal signs** in lower timeframes (Like **MSS**), it takes a **buy** position targeting the next liquidity level.

#2 Price Below NWOOG

When the price approaches NWOOG and **closes** above it, use this level as price **support** for long trades.



Schematic of Buy Trades in New Week Opening Gap (NWOOG)

The EUR/USD chart on the 1-hour timeframe illustrates the behavior of NWOG in an uptrend.



Bullish Trading with NWOG (New Week Opening Gap)

Bearish NWOG Trading

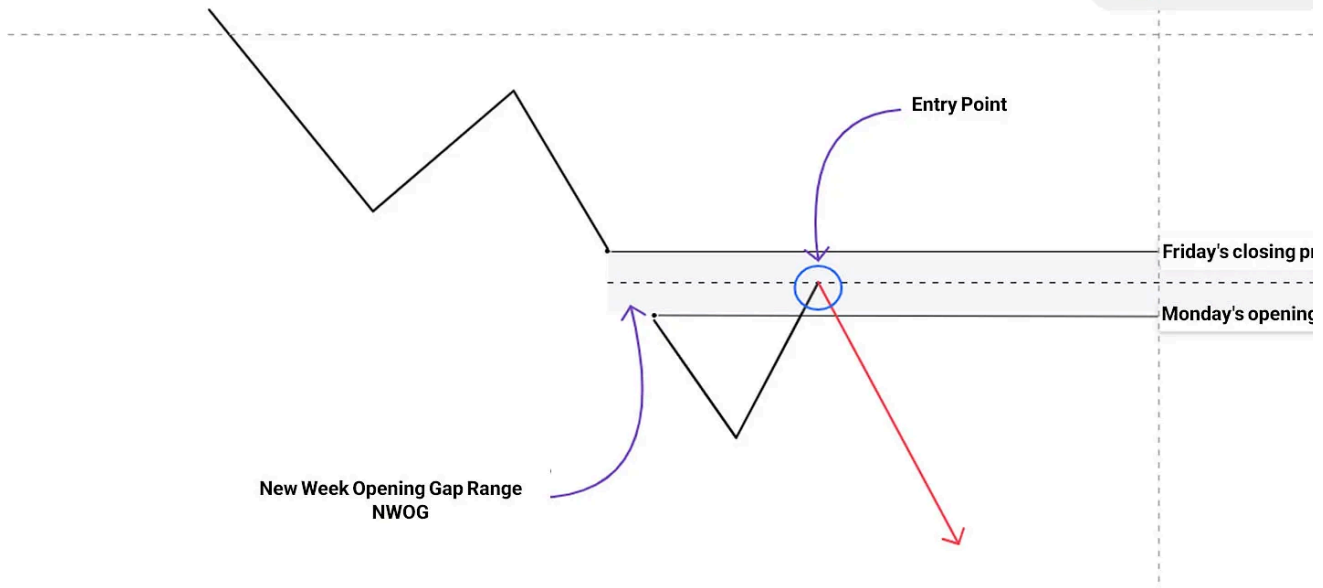
For bearish sentiment, the strategy splits into two scenarios:

Price Below NWOG

When the price retraces to NWOG and shows **reversal signs** in lower timeframes, take a **sell** position targeting the **next liquidity level**.

Price Above NWOG

When the price approaches NWOG and **closes** below it, use this level as price **resistance** for short trades.



Schematic of Sell Trades in New Week Opening Gap (NWOG)

The AUD/USD chart on the 1-hour timeframe illustrates the behavior of NWOG in a downtrend.



Bearish Trading with NWOG (New Week Opening Gap)

Comparison of Markets Using NWOG

NWOG's performance in different markets is as follows:

<p>Forex</p>	<p>Weekly gaps tend to fill quickly</p>
---------------------	---

Stock gaps	Gaps are typically tied to company-specific news
Commodities	Global events significantly impact gaps
Cryptocurrencies	Irregular gaps occur due to the 24-hour nature of the market
Futures	Gaps are key indicators for identifying critical liquidity zones
Indices	Weekly gaps are more predictable than other markets

Conclusion

NWOOG gaps help traders identify critical **price levels** and trading opportunities. These gaps are especially significant at the **start of the week**, reflecting the market's reaction to **weekend events**.

By combining NWOOG with other **analytical tools**, traders can capitalize on the new week's opening gaps.

FAQs

How to Identify NWOOG? ▼

Mark the closing price on Friday and the opening price on Sunday to determine NWOOG.

Which Markets Frequently Experience NWOOG? ▼

Forex, stocks, commodities, indices, and cryptocurrencies.

How to Use NWOOG in Trading? ▼

Reversion Strategy: Wait for the price to return to the gap level and trade accordingly.

What Causes NWOOG? ▼

Breakout Strategy: Enter a trade toward the gap if the price continues moving; Economic and political news over the weekend;
Support and Resistance: Use NWOOG as support or resistance levels. Changes in market sentiment or risk appetite;

Liquidity imbalances due to pending orders.



5 From 5.0

(1)

Rate this post



Table Of Content



Why Does NWOOG Occur at the Start of the Week?

How to Identify a New Week Opening Gap?

The Importance of NWOOG in ICT Analysis

How to Trade NWOOG?

Trading Strategies Based on NWOOG

Using Different Timeframes for NWOOG Analysis

Bullish NWOOG Trading



Bearish NWOOG Trading



Comparison of Markets Using NWOOG

Conclusion

Top Posts



What is an ICT Order Block and How to Trade It?

Ram Nisha | Dec 23, 2024

7,173 Views



Break of Structure (BOS) on ICT

Eda Kaya | Dec 22, 2024

7,126 Views

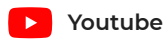
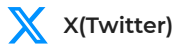


Turtle Soup Strategy from ICT Style

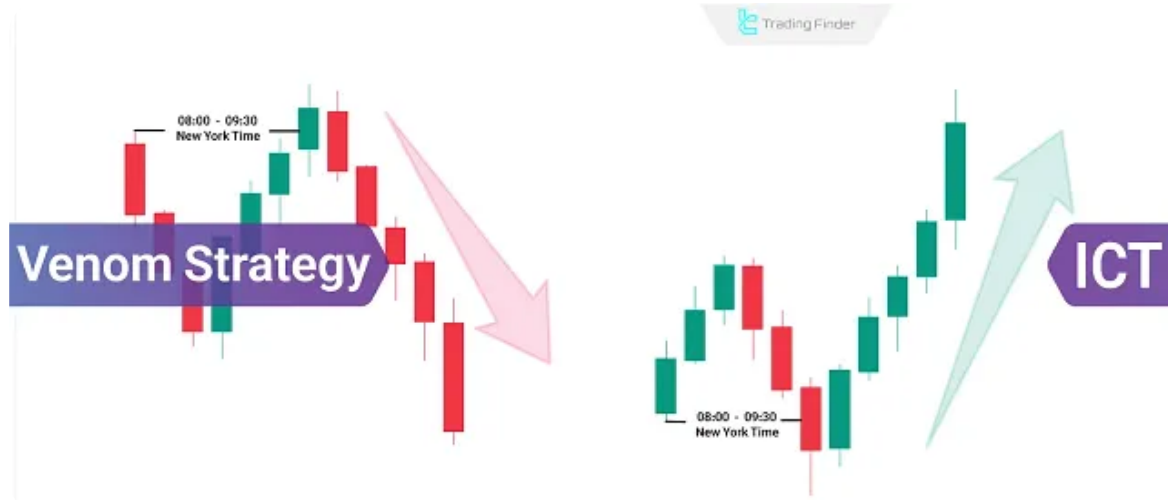
Arjun Mandal | Dec 23, 2024

7,067 Views

Our Social Media



Latest Articles



Venom Strategy in ICT Style (Venom); Intraday Trading on US Stock Indices

Forex Education

Nino Gogochashvili | Jun 4, 2025



What Is Copy Trading? Difference Between Copy Trade, Social Trade & Mirror Trade

Forex Education

Nino Gogochashvili | Jun 3, 2025





Complete training in financial markets such as "Forex," "Stock Market," and "Cryptocurrencies" only becomes comprehensive with tested trading tools and strategies. "Trading Finder," with its experience, aids traders and investors in gaining a correct understanding and deep learning. The training programs are designed based on tools for traders of all levels, from "beginner to advanced."



 English (EN)
▼

About Us

Contact Us

Forex Methodology

Our Team

Jobs

Report a Bug

Advertisement

Affiliates

Our Scores

Indicators & Oscillators

Products

Financial Market
Education

Trading Tools

Trading Tools

Risk Disclosure:

Participating in financial markets involves high risk, which can result in the loss of part

[Show More](#) ▼

Disclaimer:

[TradingFinder.com] assumes no responsibility for any potential losses or damages. All

[Show More](#) 

Disclosure of revenues and advertisements:

The "TradingFinder" platform offers various services, some of which, like introductions,

[Show More](#) 

[Privacy Policy](#)

[Risk Warning](#)

[Cookies Policy](#)

[Copyright and Idea Submissions](#)

[Terms and Conditions Agreement](#)

© 2025 TradingFinder, Inc. All rights reserved.