

Break of Structure (BOS) Vs Change of Character (CHOCH) – ICT

Categories: Forex Education ICT (Inner Circle Trader) Education

Article Level: Intermediate



Writer: Davit Kvaratskhelia



Reviewer: Arjun Mandal



Fact checker: Nino Gogochashvili



Modified: May 17, 2025

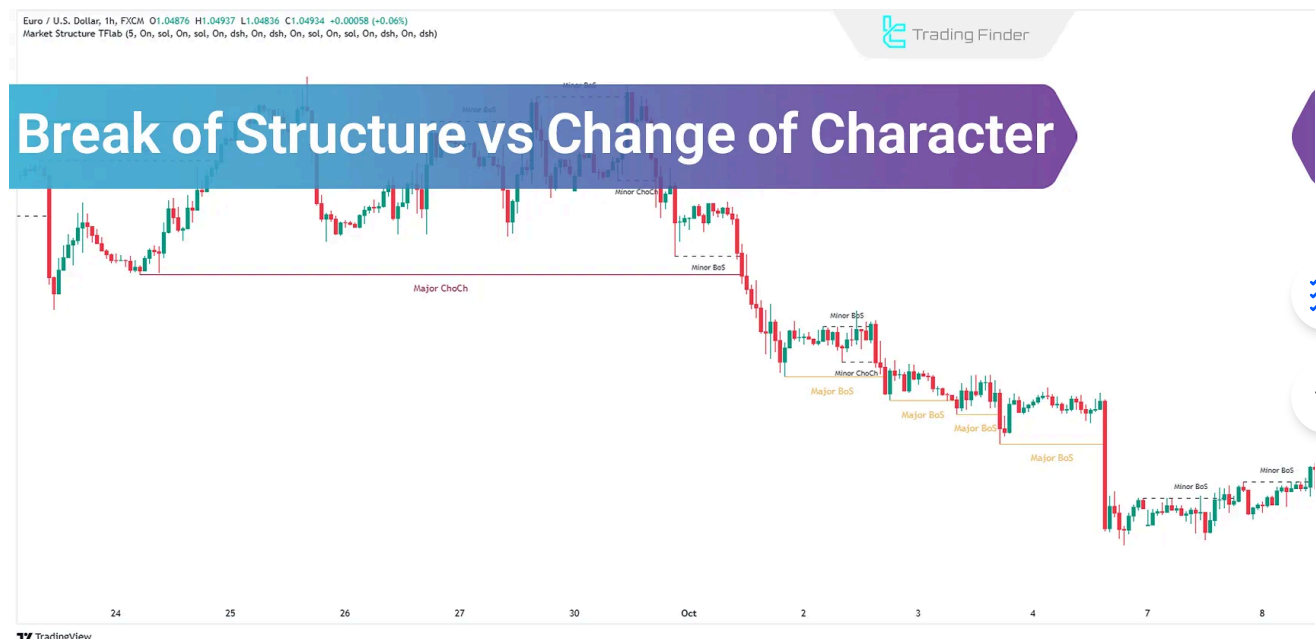
Comments: 0

Views: 1,147

6 Min

Break of Structure (BOS) refers to **breaking** the previous **high** or **low** to **confirm** the current trend, while **Change of Character (CHOCH)** signals a **potential** trend reversal by breaking the initial structure.

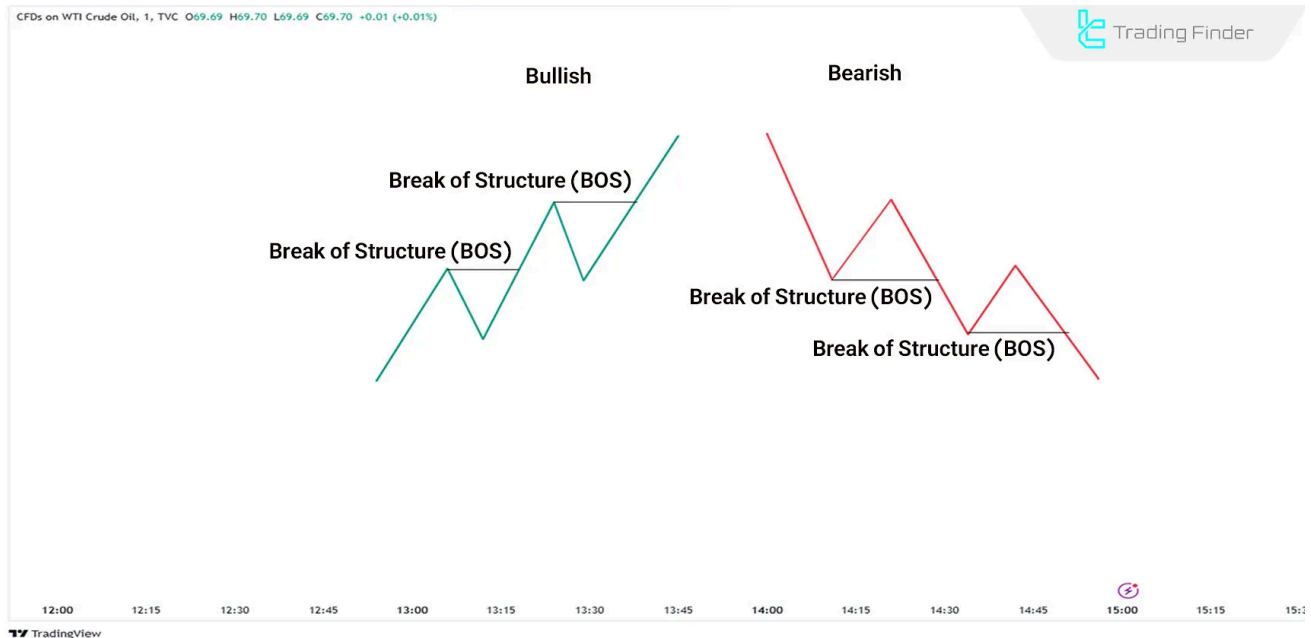
Understanding the comparison of CHOCH vs BOS in **ICT style** is essential for identifying **trends** and **entry** or **exit** points in trading.



What is a Break of Structure (BOS)?

The break of Structure indicates the **continuation** of the **market trend**. In an uptrend, the trend **continues** when the price surpasses the **previous high** and forms a **new high**.

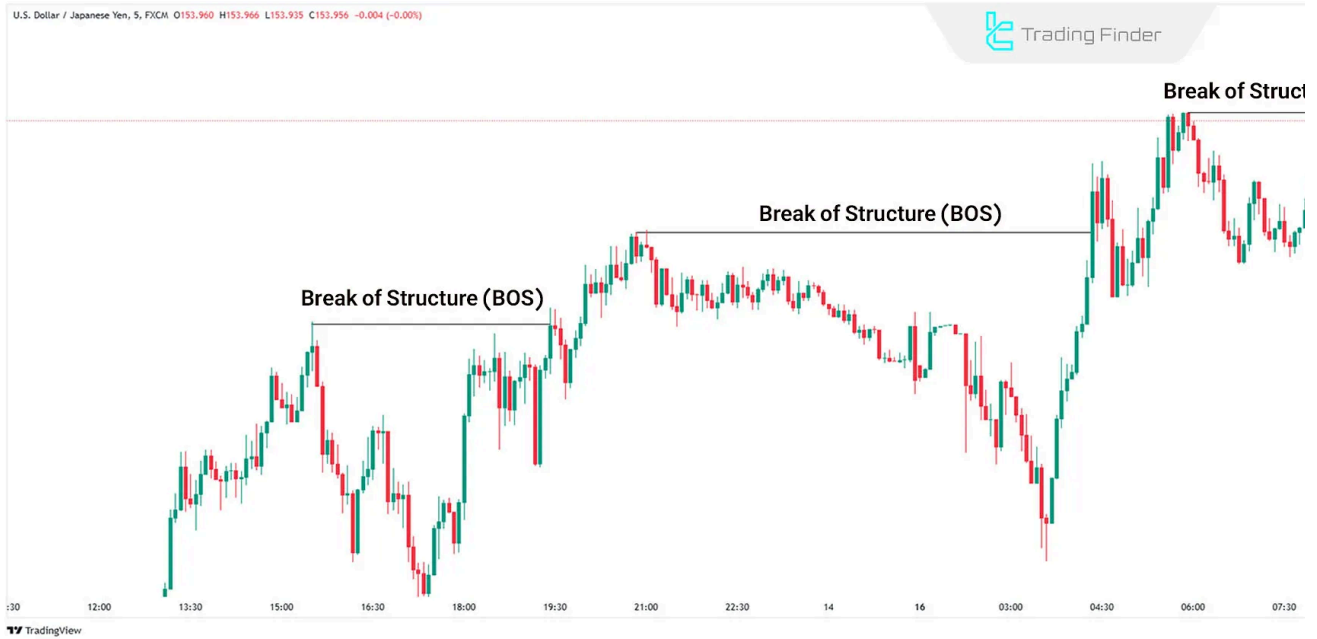
In a downtrend, the trend also **continues** when the price **falls** below the **previous low** and **forms** a **new low**.



Schematic comparison of BOS vs CHOCH in uptrends and downtrends

Bullish Break of Structure

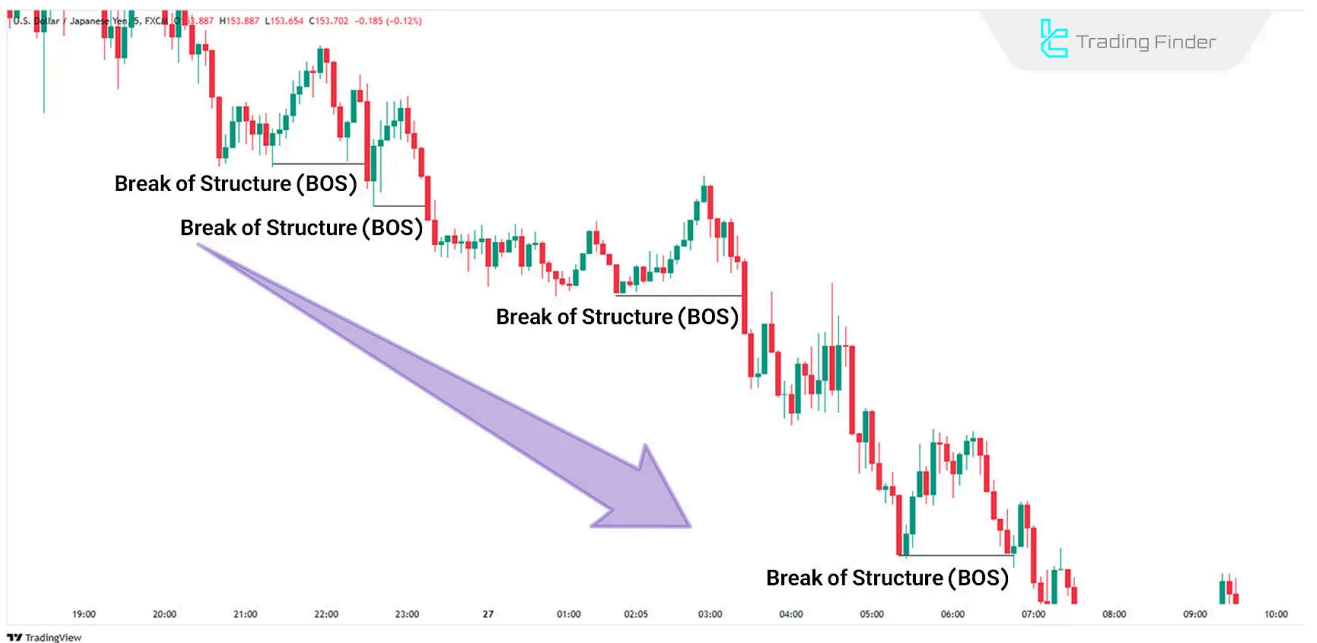
In an uptrend, **new highs** are formed above the **previous highs**. This movement represents a **bullish BOS**, where the price breaks the **previous high** and creates a **higher high**.



Formation of Break of Structure (BOS) in an uptrend

Bearish Break of Structure

In a downtrend, **new lows** are formed **below** the previous lows. This movement represents a bearish BOS, where the price breaks the previous low and creates a lower low.

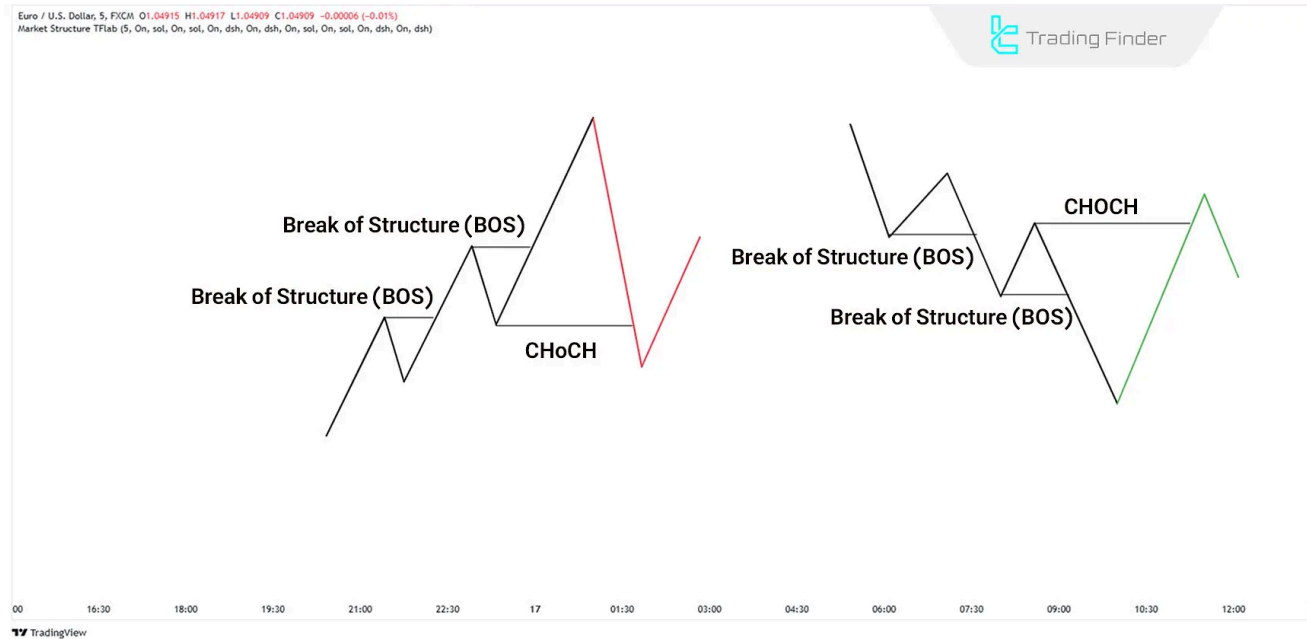


Formation of Bearish Break of Structure (BOS)

What is Change of Character (CHOCH)?

Change of Character indicates a **change** in the market trend. If a lower low is formed in an **uptrend**, the trend turns **bearish**, resulting in a **bearish CHOCH**.

Conversely, if a **higher high** is formed in a **downtrend**, the trend turns **bullish**, resulting in a **bullish CHOCH**. In essence, CHOCH occurs when the price structure breaks in the opposite direction of the previous trend, signaling a market **reversal**.



Schematic comparison of CHOCH and BOS in uptrends and downtrends

Bullish CHOCH

Bullish CHOCH signifies a trend **reversal** from bearish to bullish. The price consistently **decreases** in a downtrend, but with this change, it forms a **higher high** instead of a **lower** one.

This marks the end of the downtrend and the beginning of an **uptrend**.



Functionality of Bullish CHOCH with higher highs and higher lows

Bearish CHOCH

Bearish CHOCH signifies a trend **reversal** from bullish to bearish. The price consistently increases in an uptrend, but this change forms a **lower high** instead of a **higher high**.

This marks the end of the uptrend and the beginning of a downtrend.

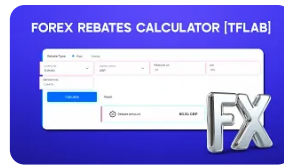


Schematic of Bearish CHOCH compared to BOS in an uptrend

You May Like :



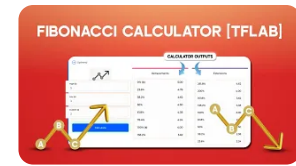
Crypto Market
Watch Bot [Mini
App] for Telegram...



Forex Rebate
Calculator Tool -
Forex Cashback...



Forex Economic
Calendar
Extension - Forex...



Online Fibonacci
Calculator Tool; A,
B, C Levels...

Differences Between BOS sv CHOCH

The table below provides a clear comparison of vs CHOCH BOS:

Aspect	Break of Structure (BOS)	Change of Character (CHOCH)
Definition	A pattern for trend continuation	A pattern for trend reversal
Occurrence	Can occur in both uptrends and downtrends	Occurs only at the end of a trend
Significance	Identifies the current trend and its strength	Identifies the reversal and trend change

Where Do BOS vs CHOCH Occur on the Chart?

BOS occurs in both **uptrends** and **downtrends** when the previous trend **continues**. In contrast, CHOCH occurs when a trend changes from **bullish** to **bearish** or vice versa.

Which is More Reliable: BOS or CHOCH?

While both CHOCH vs BOS involve structure breaks, their directions differ. As a result, both patterns have **equal** reliability. However, BOS indicates the continuation of the

current trend, while CHOCH reflects a **price reversal**, often resulting in larger moves (more pips).

Conclusion

The BOS vs CHOCH styles are important methods for **analyzing market behavior** and **identifying trends** in ICT.

BOS confirms trend **continuation**, while CHOCH signals trend **reversal**. Candlestick closure is essential in both patterns to **confirm** the **break** or **reversal**, adding precision to technical analysis.

FAQs

What is a Break of Structure (BOS)?



A break of Structure (BOS) occurs when the price breaks a key level (previous high or low) and confirms the continuation of the current trend.

What is Change of Character (CHOCH)?



Change of Character (CHOCH) indicates a trend reversal. It occurs when the price breaks the previous structure and initiates a new trend.

What is the Difference Between BOS and CHOCH?



BOS signals the continuation of the current trend
CHOCH reflects a reversal from bullish to bearish or vice versa

Table Of Content



What is a Break of Structure (BOS)?



What is Change of Character (CHOCH)?



Differences Between BOS vs CHOCH

Where Do BOS vs CHOCH Occur on the Chart?

Which is More Reliable: BOS or CHOCH?

Conclusion

Top Posts



What is an ICT Order Block and How to Trade It?

Ram Nisha | Dec 23, 2024

7,139 Views
[Write a comment](#)



Break of Structure (BOS) on ICT

Eda Kaya | Dec 22, 2024

7,099 Views

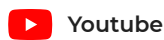


Turtle Soup Strategy from ICT Style

Arjun Mandal | Dec 23, 2024

7,045 Views

Our Social Media



Latest Articles



What Is Copy Trading? Difference Between Copy Trade, Social Trade & Mirror Trade

Forex Education

Nino Gogochashvili | Jun 3, 2025



What Is Smart Contract? Digital Asset Ownership Technology in Blockchain

Cryptocurrency Education

Sinan Aydin | Jun 2, 2025



Copy Trading Profitability: Suitable Right Trader, Risk & Capital Management

Interesting Financial Articles

Ram Nisha | Jun 1, 2025



Complete training in financial markets such as "Forex," "Stock Market," and "Cryptocurrencies" only becomes comprehensive with tested trading tools and strategies. "Trading Finder," with its experience, aids traders and investors in gaining a correct understanding and deep learning. The training programs are designed based on tools for traders of all levels, from "beginner to advanced."



 English (EN)
▼

About Us

Contact Us

Forex Methodology

Our Team

Jobs

Report a Bug

Advertisement

Affiliates

Our Scores

Indicators & Oscillators

Products

Financial Market
Education

Trading Tools

Trading Tools

Risk Disclosure:

Participating in financial markets involves high risk, which can result in the loss of part

[Show More](#) ▼

Disclaimer:

[TradingFinder.com] assumes no responsibility for any potential losses or damages. All

[Show More](#) ✓

Disclosure of revenues and advertisements:

The "TradingFinder" platform offers various services, some of which, like introductions,

[Show More](#) ✓

[Privacy Policy](#)

[Risk Warning](#)

[Cookies Policy](#)

[Copyright and Idea Submissions](#)

[Terms and Conditions Agreement](#)

© 2025 TradingFinder, Inc. All rights reserved.