

TradingFinder > Education > Forex Education > Turtle Soup Strategy from ICT Style

Turtle Soup Strategy from ICT Style

Categories: Forex Education ICT (Inner Circle Trader) Education

Article Level: Intermediate



Writer: Arjun Mandal



Reviewer: Nino Gogochashvili



Fact checker: Davit Kvaratskhelia



Modified: May 25, 2025



Comments: 0



Views: 7,004



5 Min

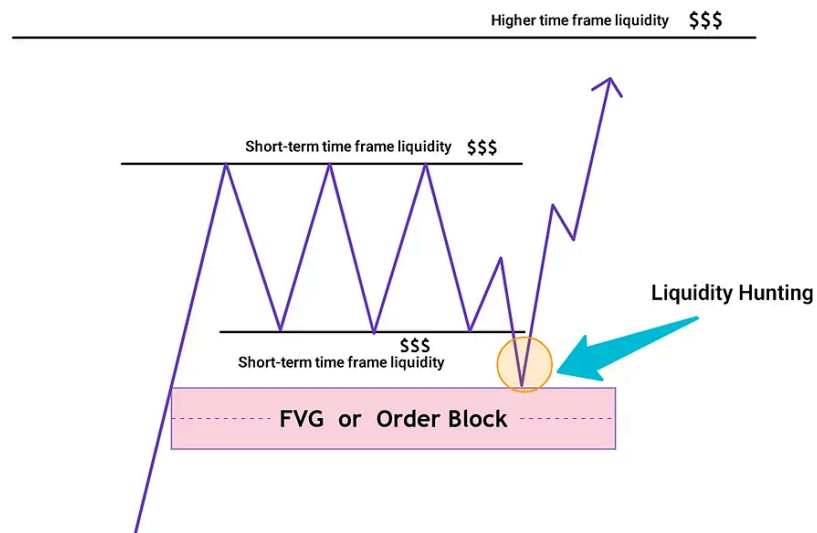
Turtle Soup is an **ICT strategy**, primarily used after the formation of range-bound price movements, which constitute most of the market's behavior. This strategy combines several key concepts: **PD Arrays**, **Fair Value Gap (FVG)**, **Fake Breakout**, and **Liquidity Sweep**.



Turtle Soup Strategy from ICT Style

What Is the Turtle Soup Strategy?

The Turtle Soup Strategy is a trading method designed to hunt liquidity in the market and capitalize on reversal points. This strategy is typically applied when the price exits a range or liquidity zones, aiming to attract more orders.



TradingView

Trading Finder

General illustration of the Turtle Soup Strategy in an uptrend, highlighting all its key components

Note: To simplify the identification of the Turtle Soup setup, the [TFlab] team has developed an indicator for it:

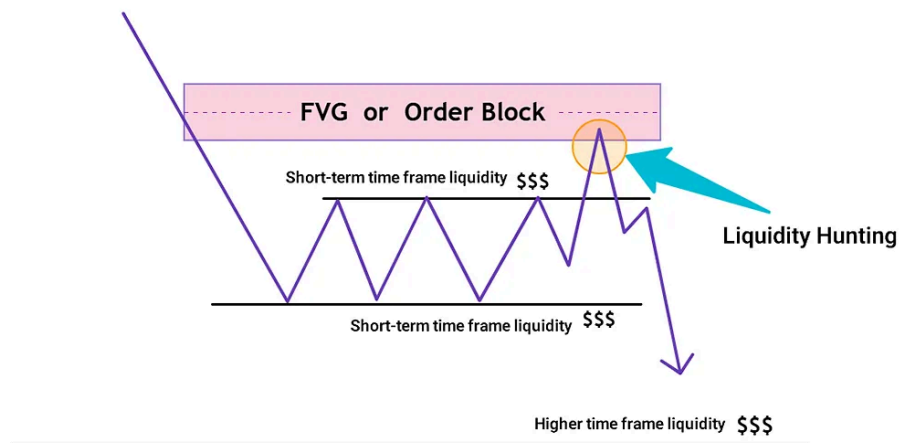
- ⚡ [Turtle Soup Indicator for MetaTrader 4;](#)
- ⚡ [Turtle Soup Indicator for MetaTrader 5;](#)
- ⚡ [Turtle Soup Indicator for TradingView.](#)

Why Does the Turtle Soup Strategy Focus on Liquidity?

Markets naturally gravitate toward areas with concentrated liquidity. In the Turtle Soup Strategy, two types of liquidity are emphasized:

1. **Internal Liquidity:** Found within short-term range areas, consisting of Fair Value Gaps or [short-term highs/lows](#);
2. **External Liquidity:** Found outside the short-term range, including stop-losses or other imbalance zones.

First of all, price absorbs internal liquidity before moving to target external liquidity, aligning with the overall higher-timeframe trend.



General illustration of the Turtle Soup Strategy in a downtrend, highlighting all its key components

How Does the Turtle Soup Strategy Work?

To apply this strategy, follow these prioritized steps:

#1 Identify the Range

The range is defined between a specific high and low on the chart, where older highs and lows act as zones of significant liquidity.

#2 Identify Entry Points

- ⚡ **Uptrend:** Price should absorb lower liquidity (Swing Lows) before moving upward;
- ⚡ **Downtrend:** Price hunts higher liquidity (Swing Highs) before moving downward.

#3 Align with the Higher Timeframe

Review the market direction in higher timeframes (daily or hourly) to ensure alignment.

In **lower timeframes**, wait for the price to return and reach key areas like **Order Blocks**.



Illustration of all components of the Turtle Soup Strategy in a downtrend

Pros and Cons of the Turtle Soup Strategy

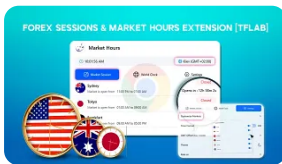
Like any trading strategy, Turtle Soup has its specific advantages and disadvantages:

Advantages	Disadvantages
Clear identification of liquidity points	Requires patience for price to reach key zones
Usable across different timeframes	Demands understanding of liquidity and market behavior
Higher-timeframe analysis ensures alignment	Risk of misidentifying all components

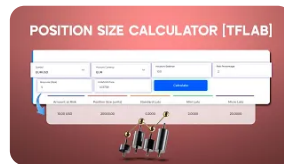


Illustration of all components of the Turtle Soup Strategy in an uptrend

You May Like :



Forex Sessions &
Market Hours
Extension-TFLab...



Forex Position Size
Calculator Tool +
Formula



Forex Pair
Correlation Display
Tool | +72 Currenc...



Forex Sessions &
Market Hours |
Forex Time in GM...

Practical Steps for Using the Strategy

- Analyze the Higher Timeframe:** Identify external liquidity points and mark them clearly on the chart;
- Define the Range:** Mark highs and lows within a price range to distinguish internal and external liquidity;
- Wait for Internal Liquidity to Be Hunted:** Once internal liquidity is absorbed, look for moves toward external liquidity.
- Enter the Position:** After observing the confirmation of a reversal signal in key zones, proceed to enter the position.

Conclusion

The **Turtle Soup Strategy** is a tool for **liquidity hunting and utilizing** confirmed directional moves in **higher timeframes**.

This strategy is particularly suitable for traders seeking clear **market movements**. Mastery in liquidity concepts and synchronization **across timeframes** is essential for success in this method.

FAQs

What is the Turtle Soup Strategy and why is it used? ∨

The Turtle Soup Strategy is designed to hunt liquidity and capitalize on reversal points. It is ideal for profiting from price reversals near liquidity zones and leveraging fast market movements. ∨

Internal Liquidity: Refers to liquidity within short-term ranges, such as local highs/lows or Fair Value Gaps.

How are ranges identified in the Turtle Soup Strategy? ∨

External Liquidity: Refers to areas outside short-term ranges, such as large stop-loss zones or imbalance regions. A range is defined between a specific high and low on the chart. These levels typically coincide with areas of significant liquidity, which can be identified through sideways price movements or reversal points. ∨

Why alignment with higher timeframes is important in this strategy? ∨

Analysis of higher timeframes (e.g., daily or hourly charts) determines the overall market direction. Aligning with this direction reduces trading risks and increases the likelihood of success in liquidity-based trades.



4.8 From 5.0

(8)

Rate this post



[Table Of Content](#)



What Is the Turtle Soup Strategy?

Why Does the Turtle Soup Strategy Focus on Liquidity?

How Does the Turtle Soup Strategy Work?

Pros and Cons of the Turtle Soup Strategy

Practical Steps for Using the Strategy

Conclusion

Top Posts



Break of Structure (BOS) on ICT

Eda Kaya | Dec 22, 2024

7,065 Views



What is an ICT Order Block and How to Trade It?

Ram Nisha | Dec 23, 2024

7,103 Views



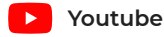
Turtle Soup Strategy from ICT Style

Arjun Mandal | Dec 23, 2024

7,004 Views

Our Social Media





Latest Articles



Copy Trading Profitability: Suitable Right Trader, Risk & Capital Management

Interesting Financial Articles

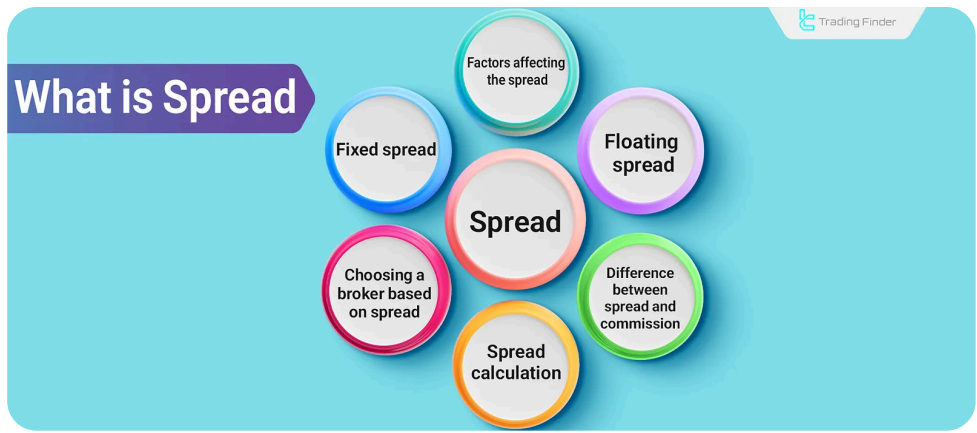
Ram Nisha | Jun 1, 2025



Best Time to Trade Cryptocurrencies – Analyzing Volatility Across the Week

Interesting Financial Articles

Nino Gogochashvili | May 30, 2025



Spread in Forex [BID and ASK Prices]; Fixed vs Floating Spread and Their Impact

Forex Education

Nino Gogochashvili | May 29, 2025



Complete training in financial markets such as "Forex," "Stock Market," and "Cryptocurrencies" only becomes comprehensive with tested trading tools and strategies. "Trading Finder," with its experience, aids traders and investors in gaining a correct understanding and deep learning. The training programs are designed based on tools for traders of all levels, from "beginner to advanced."



 English (EN) 

About Us

Contact Us

Forex Methodology

Our Team

Jobs

Report a Bug

Advertisement

Affiliates

Our Scores

Indicators & Oscillators

Products

Financial Market
Education

Trading Tools

Trading Tools

Risk Disclosure:

Participating in financial markets involves high risk, which can result in the loss of part

[Show More](#) ✓

Disclaimer:

[TradingFinder.com] assumes no responsibility for any potential losses or damages. All

[Show More](#) ✓

Disclosure of revenues and advertisements:

The "TradingFinder" platform offers various services, some of which, like introductions,

[Show More](#) ✓

[Privacy Policy](#)

[Risk Warning](#)

[Cookies Policy](#)

[Copyright and Idea Submissions](#)

[Terms and Conditions Agreement](#)

© 2025 TradingFinder, Inc. All rights reserved.