

TradingFinder > Education > Forex Education > The "Power of Three" Strategy; Ac...

The "Power of Three" Strategy; Accumulation, Manipulation, and Distribution

Categories: Forex Education ICT (Inner Circle Trader) Education

Article Level: Intermediate 



Writer:
Davit Kvaratskhelia



Reviewer:
Nino Gogochashvili



Fact checker:
Ram Nisha



Modified: May 13, 2025

 Comments: 0

 Views: 1,029

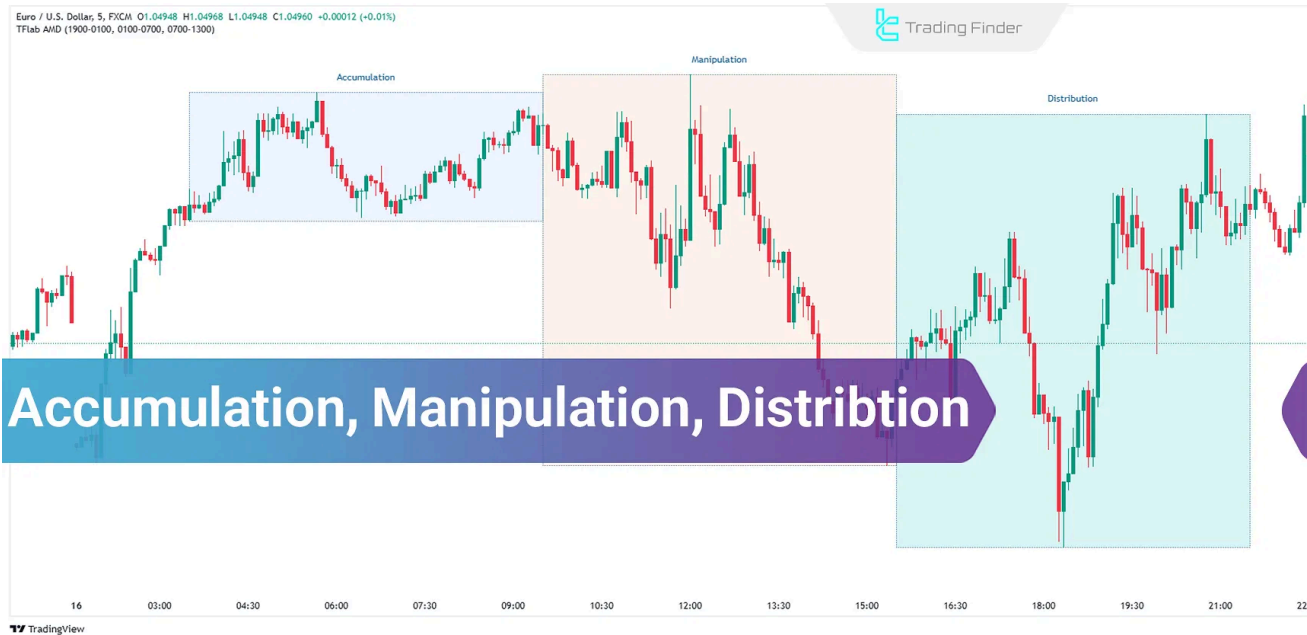
 7 Min

Accumulation, Manipulation, and Distribution (ICT Power of 3 strategy) is a trading strategy designed to help retail traders **identify** the **movements** of **Smart Money**.

This approach divides **market activity** into three stages [**Accumulation, Manipulation, and Distribution**].

Large financial institutions discreetly **accumulate** assets during the accumulation phase without **attracting** attention.



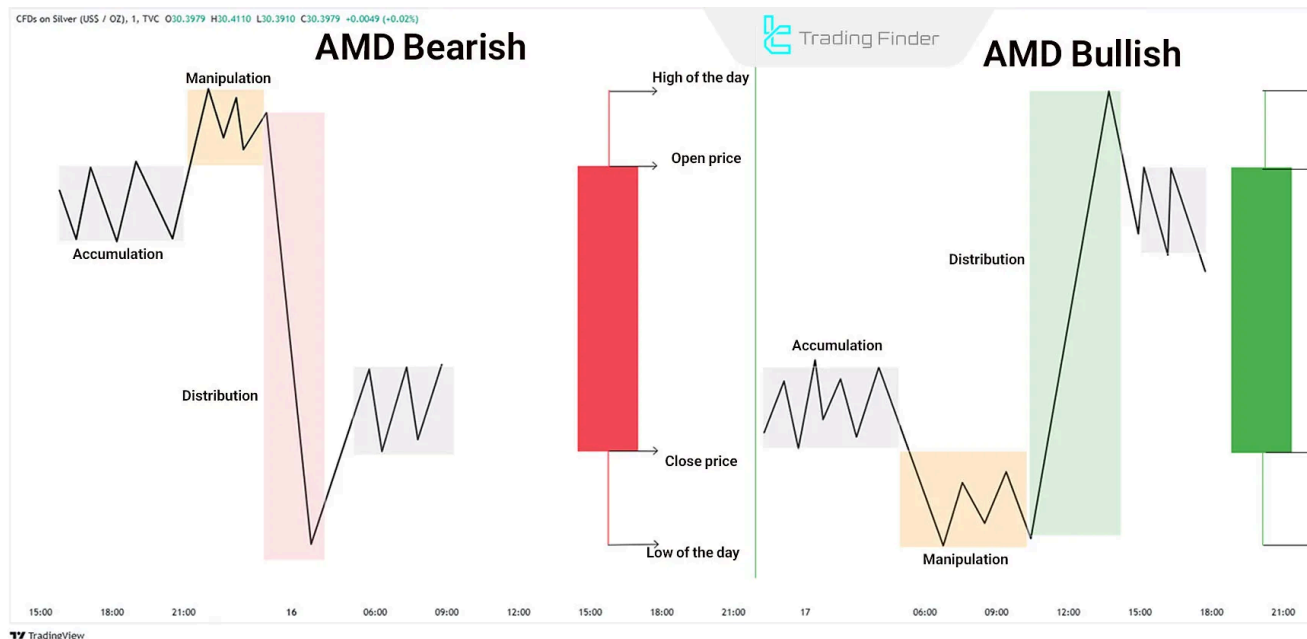


In the manipulation phase, the market **deceives** retail traders into making **incorrect** decisions through misleading price **movements**.

Finally, in the distribution phase, **Smart Money** drives the market in its desired **direction** to **maximize profits**.

To quickly identify and easily utilize the Power of Three strategy, you can use the **Trading Finder (TFLAB)** indicator suite:

- ⚡ Power of Three Indicator for MT4
- ⚡ Power of Three Indicator for MT5
- ⚡ Power of Three Indicator for TradingView



The Power of Three Strategy: Accumulation, Manipulation, and Distribution

What are Accumulation, Manipulation, and Distribution?

Accumulation, Manipulation, and Distribution (or **AMD**) are the three key phases of a **potential price movement** in the **ICT trading style**.

Accumulation Phase

The **accumulation** phase starts at the market **opening**, where the price moves within a **narrow range near the opening price**. During this stage, **Smart Money** builds its position quietly.

Although the price appears trapped, it signals **preparation** for a larger movement. In **accumulation**, retail traders typically place buy orders at **horizontal support** and sell orders at **horizontal resistance**.

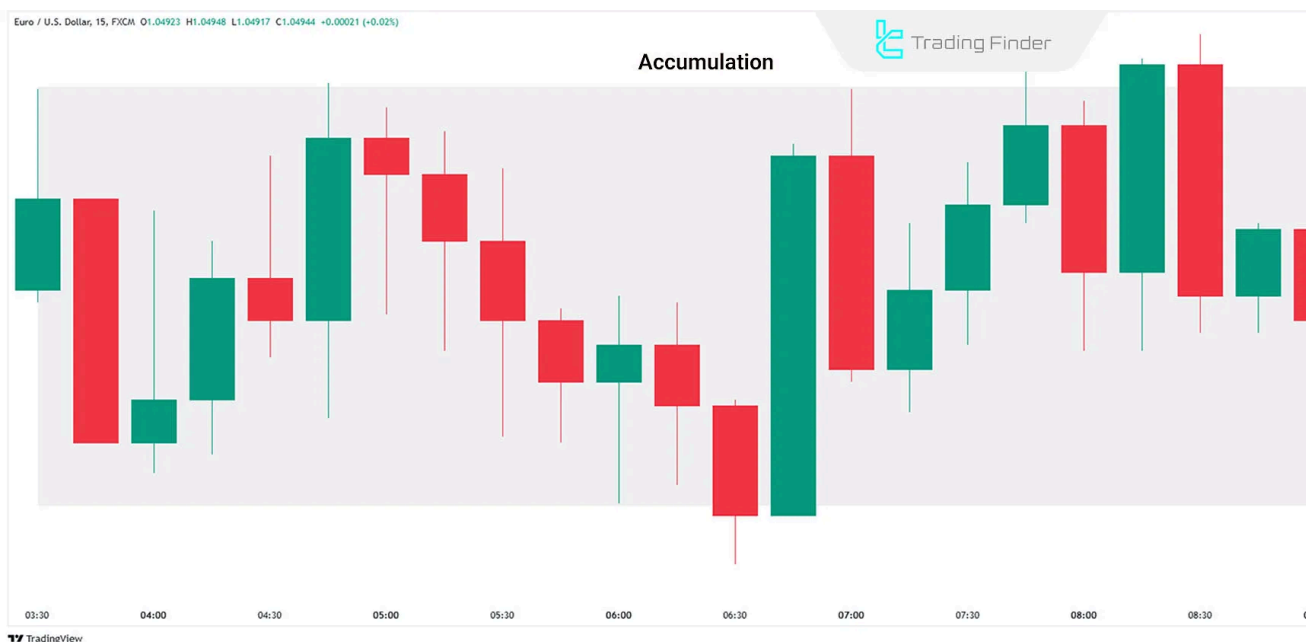


Diagram of How Price Accumulation Forms in the Power of Three model in ICT Style

Manipulation Phase

This phase is designed to **mislead** retail traders. After accumulation, Smart Money drives the market in the **opposite** direction:

- ⚡ On bearish days, retail traders are enticed to **buy**

- ⚡ On bullish days, traders are persuaded to **sell**

This is achieved through a false breakout of the accumulation range:

- ⚡ If the price breaks **above** the range, it triggers sellers' **stop losses** and prompts new buyers to **enter**
- ⚡ If the price breaks **below** the range, it triggers buyers' stop losses and prompts new sellers to enter



Diagram of How Price Manipulation Forms in the Power of Three style in ICT Style

Distribution Phase

The AMD strategy's final stage is the **distribution** phase, which reflects the **day's main market movement**.

During this phase, **Smart Money** strengthens its positions after deceiving retail traders and absorbing their **liquidity**.

Then the market will move into the opposite direction of retail traders' expectations.

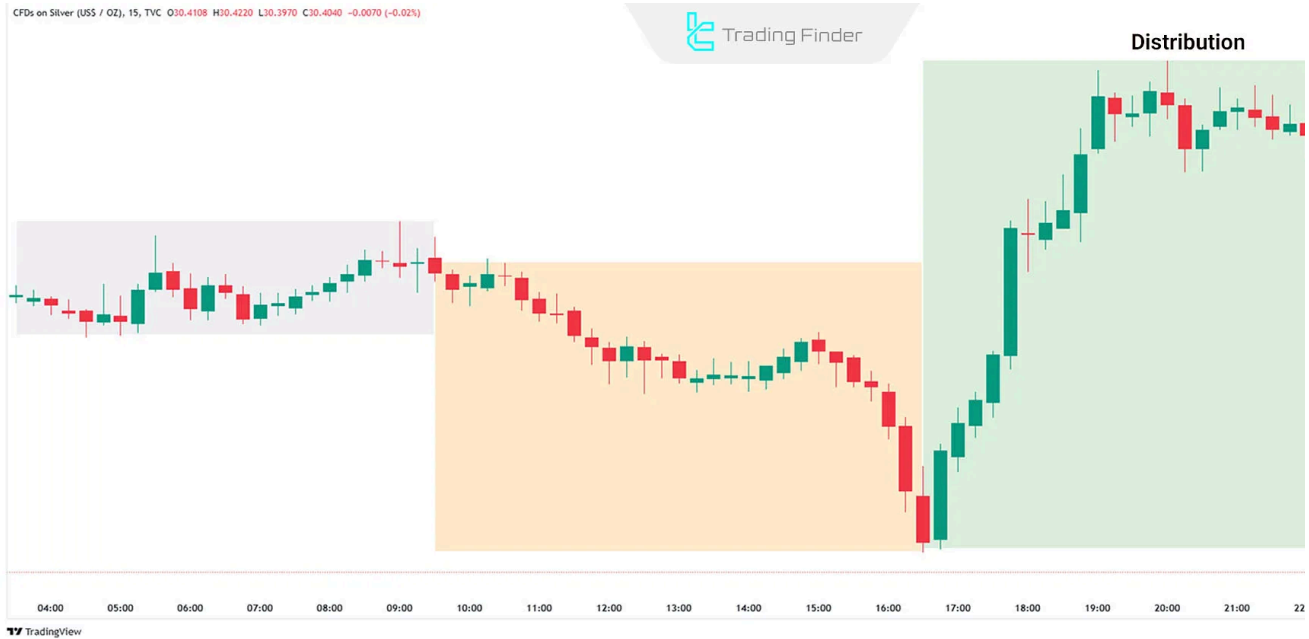
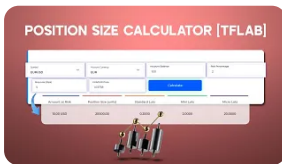


Diagram of How Price Distribution Forms in the Power of Three in ICT Style

You May Like :



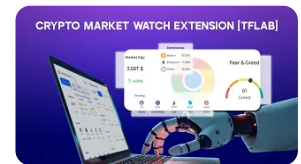
Forex Position Size
Calculator Tool +
Formula



Connecting
TradingView to
Telegram Channe...



Forex Holidays
Calendar Tool 2025
[Stock & Financial...



Crypto Market
Watch Extension;
Cryptocurrency...

How to Trade with the ICT Power of 3 Strategy?

To implement the ICT Power of 3 strategy:

1. **Identify Daily Bias:** Predict the overall **price movement** and the **next daily candle** direction
2. **Analyze Smaller Timeframes:** Use **lower timeframes** to identify the **distribution** phase

Power of Three in a Bullish Market

The following steps outline trading with the Power of Three in an uptrend:

1. **Price Consolidation Near Opening Price:** Price stabilizes **near the daily opening price**, and Smart Money builds buy positions.
2. **Sudden Sell-Off:** A quick downward **movement** traps **retail traders** and **targets old lows**.
3. **Retail Traders' Losses:** Retail buyers face **losses** due to a **false breakout**, allowing Smart Money to complete their buy positions at **lower**.
4. **Upward Move Towards Old Highs:** Price moves towards old **highs**, **activating** buy stops and gathering **liquidity**.
5. **Reaching the Day's High:** Smart Money **exits** buy positions and initiates sell trades at the day's high.
6. **Return to Daily Range:** After liquidity is absorbed, the price **returns** to the **daily range**, marking the **end** of the trading day.



How to Trade with Accumulation, Manipulation, and Distribution in ICT style

Power of Three strategy in a Bearish Market

The following steps outline trading with the Power of Three strategy in a downtrend:

1. **Price Consolidation Near Opening Price:** Price stabilizes near the **daily opening price**, and Smart Money builds **sell**;
2. **Sudden Buying Pressure:** A quick **upward movement** traps retail traders and targets **old highs**;

3. **Retail Traders' Losses:** Retail sellers face **losses** due to a **false breakout**, allowing Smart Money to complete their **sell positions** at higher prices;
4. **Downward Move Towards Old Lows:** Price moves towards **old lows, activating sell stops** and gathering liquidity;
5. **Reaching the Day's Low:** Smart Money exits **sell positions** and initiates buy trades at the day's low;
6. **Return to Daily Range:** Once liquidity is **absorbed**, the price returns to the daily range, signaling the conclusion of the trading day.



How to Trade with Accumulation, Manipulation, and Distribution in ICT style

Conclusion

The **ICT Power of 3 style**, focusing on market psychology and its three main phases—Accumulation, Manipulation, and Distribution—is an effective method for identifying **Smart Money** movements.

This strategy offers high flexibility across various markets, including **indices, forex, and commodities**, enabling traders to leverage the **Power of Three** in these markets effectively.

FAQs

What is the Power of Three? v

A trading strategy analyzes the accumulation, manipulation, and distribution phases to identify Smart Money movements.

What are the advantages of the ICT Power of 3? v

It helps identify real market movements, avoids common traps, and improves trade timing.

Is prior experience necessary for this strategy? v

Basic knowledge of technical analysis and financial markets enhances understanding.

Why does this strategy focus on market psychology? v

Understanding the emotional and logical factors driving market movements helps to identify genuine opportunities.

Table Of Content X

What are Accumulation, Manipulation, and Distribution? v

How to Trade with the ICT Power of 3 Strategy? v

Conclusion

Top Posts



Break of Structure (BOS) on ICT

Eda Kaya | Dec 22, 2024



7,060 Views



Turtle Soup Strategy from ICT Style

Jun Mandal | Dec 23, 2024

[Write a comment](#) 7,000 views




What is an ICT Order Block and How to Trade It?

Ram Nisha | Dec 23, 2024

7,092 Views

Our Social Media

 X(Twitter)


 Telegram

 Mql5

 TradingView

 Facebook

 Instagram

 Youtube

 Tik Tok

Latest Articles

Copy Trading Profitability

Copy Trading

Selecting Top Traders

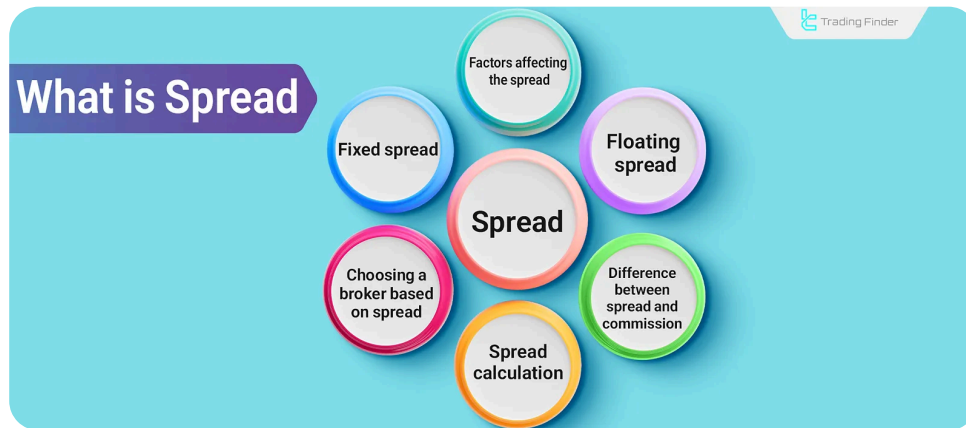
Using Reliable Platforms

Setting Capital Management Parameters

Copy Trading Profitability: Suitable Right Trader, Risk & Capital Management



Best Time to Trade Cryptocurrencies – Analyzing Volatility Across the Week



Spread in Forex [BID and ASK Prices]; Fixed vs Floating Spread and Their Impact



Complete training in financial markets such as "Forex," "Stock Market," and "Cryptocurrencies" only becomes comprehensive with tested trading tools and strategies. "Trading Finder," with its experience, aids traders and investors in gaining a correct understanding and deep learning. The training programs are designed based on tools for traders of all levels, from "beginner to advanced."



 English (EN) 

About Us

Contact Us

Forex Methodology

Our Team

Jobs

Report a Bug

Advertisement

Affiliates

Our Scores

Indicators & Oscillators

Products

Financial Market
Education

Trading Tools

Trading Tools

Risk Disclosure:

Participating in financial markets involves high risk, which can result in the loss of part

[Show More](#) 

Disclaimer:

[TradingFinder.com] assumes no responsibility for any potential losses or damages. All

[Show More](#) 

Disclosure of revenues and advertisements:

The "TradingFinder" platform offers various services, some of which, like introductions,

[Show More](#) 

[Privacy Policy](#)

[Risk Warning](#)

[Cookies Policy](#)

[Copyright and Idea Submissions](#)

[Terms and Conditions Agreement](#)

© 2025 TradingFinder, Inc. All rights reserved.