

ICT Bullish Order Block Trading Guide

Categories: Forex Education ICT (Inner Circle Trader) Education

Article Level: Intermediate



Writer: Davit Kvaratskhelia



Reviewer: Ram Nisha



Fact checker: Arjun Mandal



Modified: Apr 8, 2025

Comments: 0

Views: 1,298

5 Min

The **ICT Bullish Order Block (OB)** is one of the foundational concepts in **ICT Style** technical analysis. It highlights areas where buy orders concentrate, **triggering strong upward price movements**.

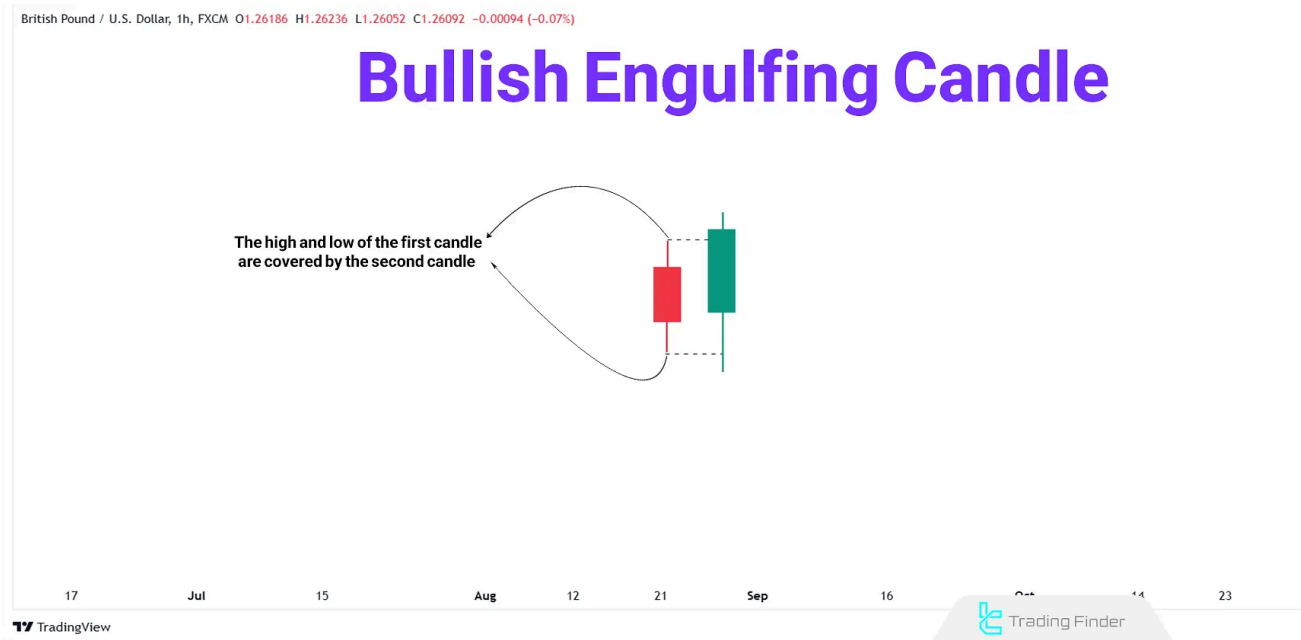


Traders can identify these zones and seize trading opportunities when the price revisits them.

What is an ICT Bullish Order Block?

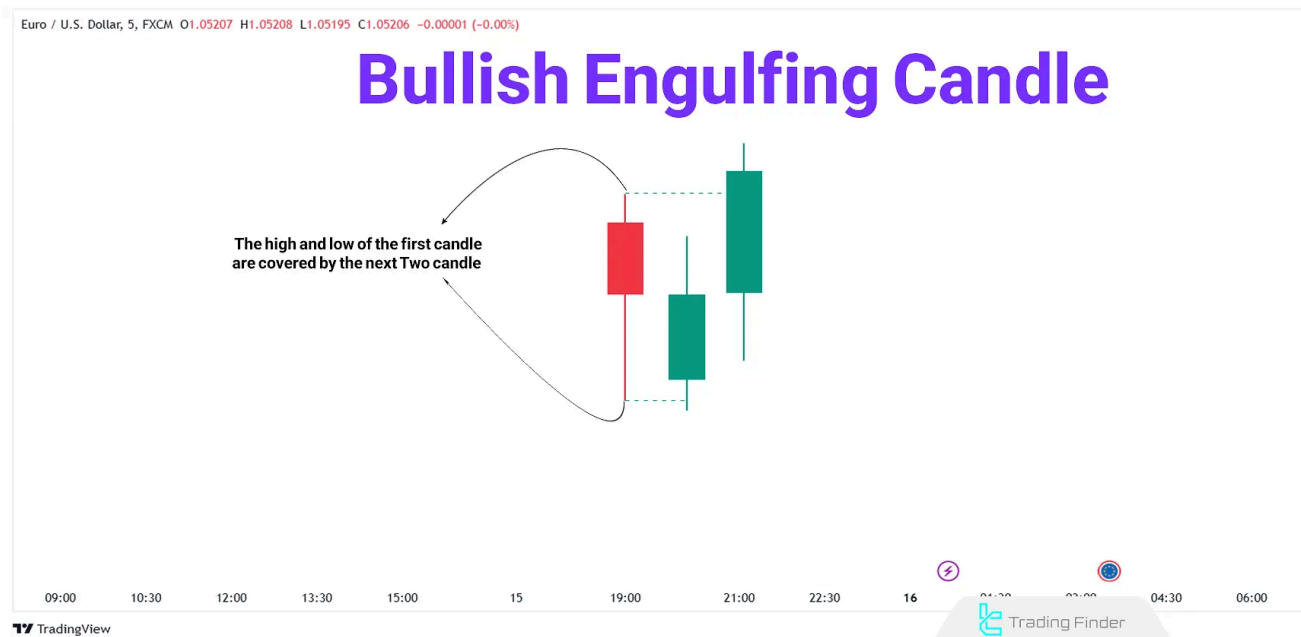
A **Bullish Order Block** is a zone on the chart with substantial buying pressure, usually marking the starting point of a strong bullish surge.

An ICT Bullish OB typically consists of a bearish candle followed by a strong bullish engulfing candle.



Candlestick Engulfing Pattern to Identify ICT Bullish Order Block

The engulfing pattern forms over two or more candles. The example below shows this pattern formed over three candles.



How to Identify a Bullish Order Block?

A **Bullish Order Block (OB+)** is the last bearish candle before a bullish move, usually consisting of two candles (first bearish, second bullish).

To identify valid Bullish OBs, consider the following:

- ⚡ The bullish candle must Sweep the liquidity below the previous bearish candle
- ⚡ The bullish candle must close above the high of the bearish candle
- ⚡ Imbalances on lower timeframes validate the OB
- ⚡ Market Structure Shifts (MSS) on lower timeframes indicate OB's strength



ICT Bullish OB in the 5-Minute Chart of Gold (XAU/USD)

In summary, the second candle must fully engulf the first candle (**body and shadow**).

How to Trade a Bullish Order Block?

To trade based with this strategy, follow these steps:

1. Identify the market's **Order Flow** or dominant trend
2. Confirm the validity of the Bullish OB
3. Wait for the price to revisit the OB
4. Use confirmation signals like **Market Structure Shifts (MSS)** on lower timeframes

5. Enter at around **50% of the OB zone** for optimal risk-to-reward ratio



Finding entry point using ICT Bullish OB on the 5-Minute XAU/USD Chart

In the example above, the market shifts structure towards buying, indicating bullish momentum.

After forming a Bullish OB, the price retraces to the OB, allowing for a long position upon confirmation in lower timeframes.

Stop Loss and Take Profit in Bullish OB Trading

When trading based on a Bullish OB:

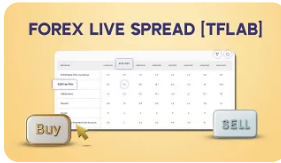
- ⚡ Place the **stop loss** a few pips below the OB zone
- ⚡ Use the next liquidity zones to determine your **Exit** point

Using Bullish OBs in Different Market Conditions

Bullish OBs are effective in trending markets and in ranging or neutral markets, where they can act as **reversal points**.

Precise market structure analysis and multiple timeframes are essential for identifying these zones under such conditions.

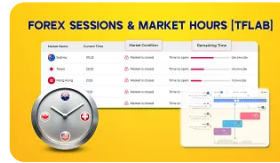
You May Like :



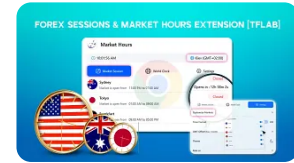
Forex Live Spread
Tool [Compare
Spreads of 70 Pair...



Fear & Greed Index
for Cryptocurrency
Tool [Market Cap,...



Forex Sessions &
Market Hours |
Forex Time in GM...



Forex Sessions &
Market Hours
Extension-TFLab...

Conclusion

The **ICT Bullish Order Block (OB)** is a tool for pinpointing market entry points and aids in a deeper analysis of **order flow** and **Smart Money Concepts (SMC)**.

By combining **advanced market structures**, trading volume, and multiple timeframes, traders can identify optimal entry zone.

FAQs

What is an ICT Bullish Order Block (OB+)?



A Bullish OB is a price chart zone with significant buy orders.

How do you identify an ICT Bullish OB?



A Bullish OB is the last bearish candle before a bullish move, usually of two candles.

How do you trade with ICT Bullish OB?



To trade a Bullish OB, identify the market trend and wait for the price to return to the OB zone.

Is the ICT Bullish Order Block reliable?



Yes, Bullish OBs are reliable for trading in bullish trends as they indicate the likelihood of trend continuation.



5 From 5.0

(1)

Rate this post



Table Of Content



What is an ICT Bullish Order Block?

How to Identify a Bullish Order Block?

How to Trade a Bullish Order Block?



Conclusion

Top Posts



What is an ICT Order Block and How to Trade It?

Ram Nisha | Dec 23, 2024

7,090 Views



Break of Structure (BOS) on ICT

Eda Kaya | Dec 22, 2024

7,056 Views

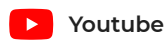
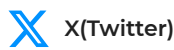


Turtle Soup Strategy from ICT Style

Arjun Mandal | Dec 23, 2024

6,997 Views

Our Social Media



Latest Articles

Copy Trading Profitability

Copy Trading

- Selecting Top Traders
- Using Reliable Platforms
- Setting Capital Management Parameters

Copy Trading Profitability: Suitable Right Trader, Risk & Capital Management

Interesting Financial Articles

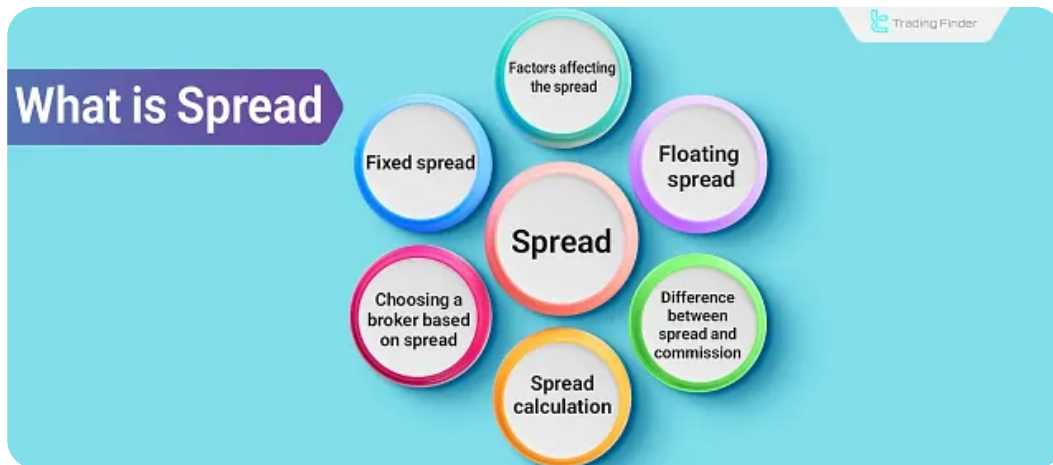
Ram Nisha | Jun 1, 2025



Best Time to Trade Cryptocurrencies – Analyzing Volatility Across the Week

Interesting Financial Articles

Nino Gogochashvili | May 30, 2025



Spread in Forex [BID and ASK Prices]; Fixed vs Floating Spread and Their Impact

Forex Education

Nino Gogochashvili | May 29, 2025



Complete training in financial markets such as "Forex," "Stock Market," and "Cryptocurrencies" only becomes comprehensive with tested trading tools and strategies. "Trading Finder," with its experience, aids traders and investors in gaining a correct understanding and deep learning. The training programs are designed based on tools for traders of all levels, from "beginner to advanced."



 English (EN) 

About Us

Contact Us

Forex Methodology

Our Team

Jobs

Report a Bug

Advertisement

Affiliates

Our Scores

Indicators & Oscillators

Products

Financial Market
Education

Trading Tools

Trading Tools

Risk Disclosure:

Participating in financial markets involves high risk, which can result in the loss of part

[Show More](#) 

Disclaimer:

[TradingFinder.com] assumes no responsibility for any potential losses or damages. All

[Show More](#) 

Disclosure of revenues and advertisements:

The "TradingFinder" platform offers various services, some of which, like introductions,

[Show More](#) 

[Privacy Policy](#)

[Risk Warning](#)

[Cookies Policy](#)

[Copyright and Idea Submissions](#)

[Terms and Conditions Agreement](#)

© 2025 TradingFinder, Inc. All rights reserved.