



TradingFinder > Education > Forex Education > What is TradingView? 100 Bui...

# What is TradingView? 100 Built-in Indicators, Watchlist, and Screeners

Categories:

Forex Education

TradingView Education

Trading Platforms Financial Articles

Article Level: Intermediate



Writer: Rajesh Sharma



Reviewer: Arjun Mandal



Fact checker: Eda Kaya

Modified: May 19, 2025

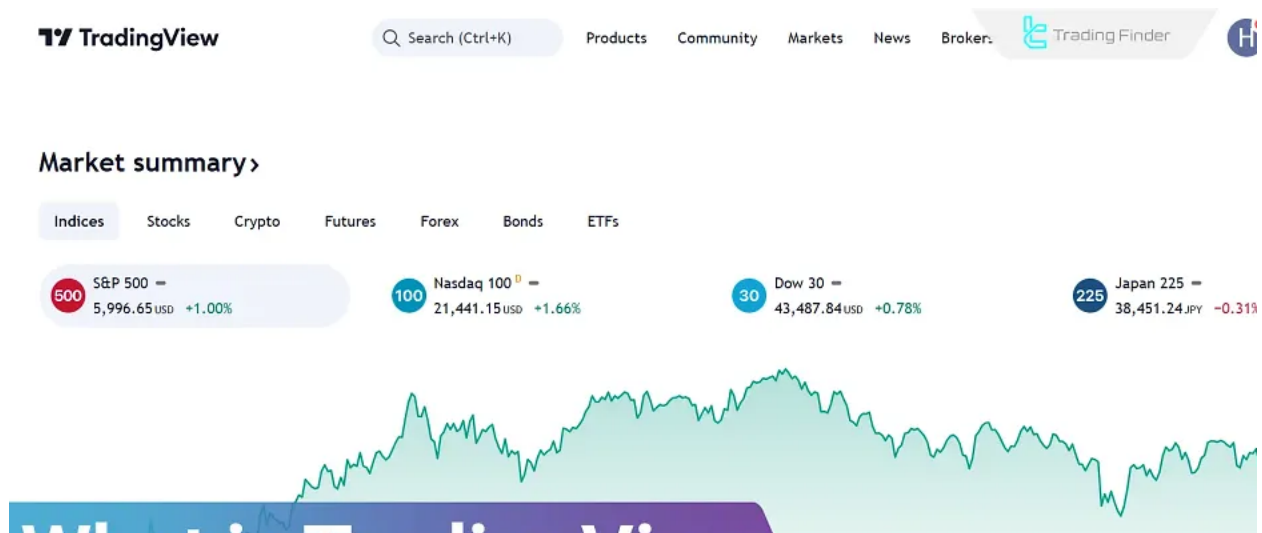
Comments: 0

Views: 724

6 Min

TradingView is an advanced trading platform for charting and market analysis, used daily by **over 50 million users** worldwide.

The platform was launched in 2011 by **Stan Bokov, Denis Globa,** and **Konstantin Ivanov.**







Candlestick price charts on the TradingView platform

## Technical Indicators

This platform provides over 100 built-in indicators. **Popular indicators on TradingView:**

- ⚡ **Moving Average (MA)**
- ⚡ **Relative Strength Index (RSI)**
- ⚡ **MACD**
- ⚡ **Bollinger Bands**

Traders can enhance their analysis by adding custom-built **TradingView indicators** to their chosen symbol chart.



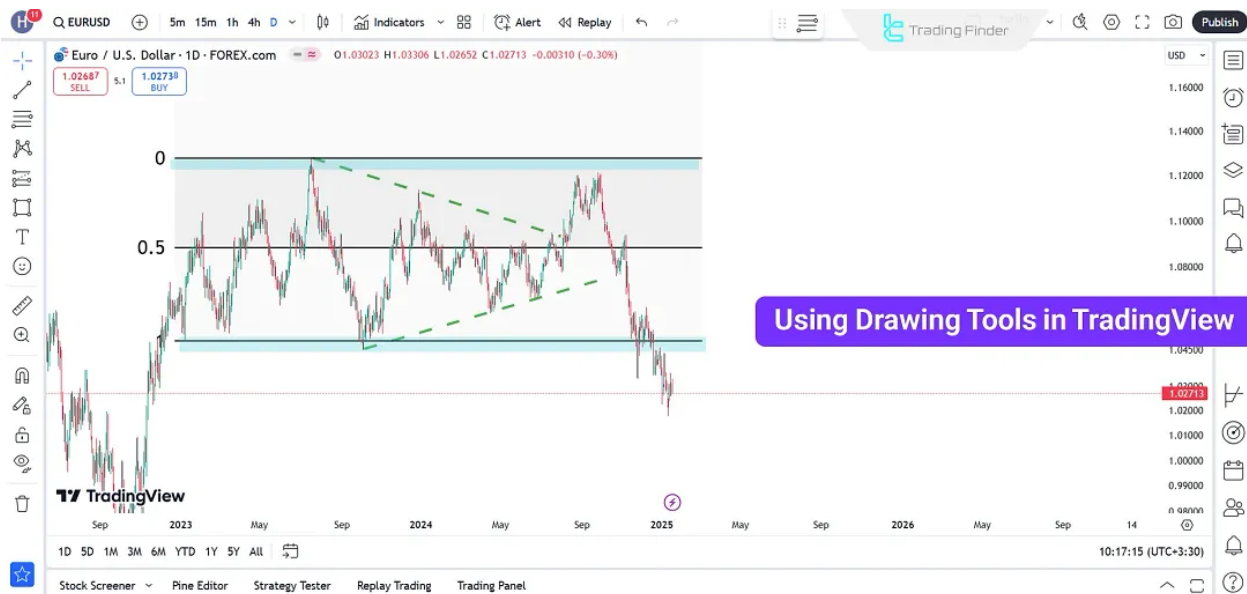
Technical indicators such as RSI and Moving Average in TradingView

## Drawing Tools

This trading platform offers an extensive set of drawing tools, such as:

- ⚡ **Trend lines**

- Trend Lines
- Fibonacci Retracements
- Support/Resistance Levels

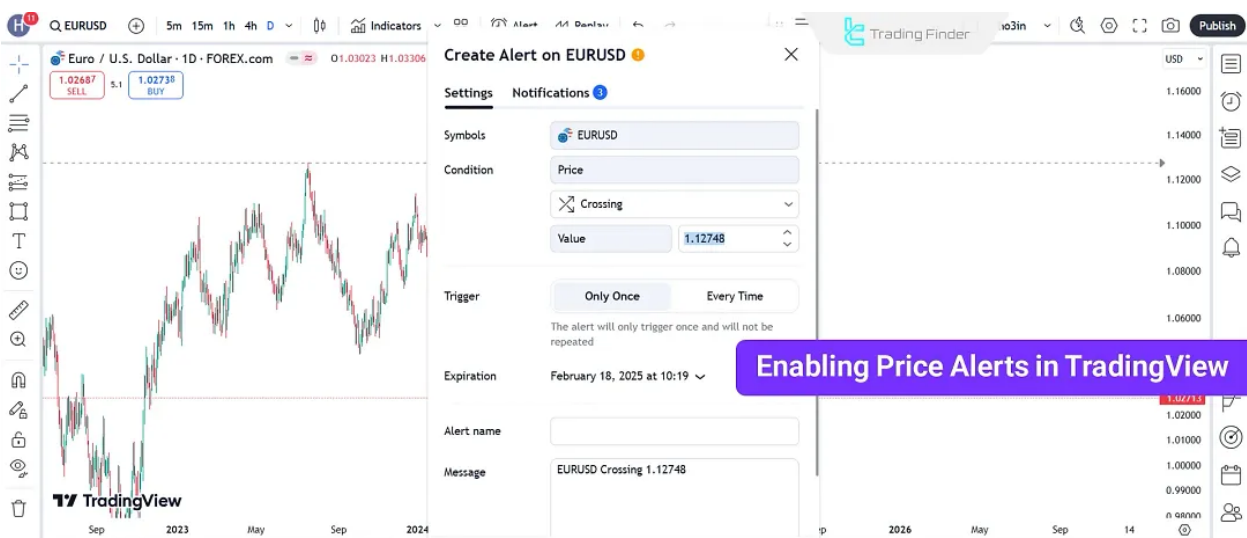


Using TradingView drawing tools on a EUR/USD chart

## Trading Alerts

Custom alerts can be set in the TradingView platform based on **price levels**, **technical indicators**, or **specific events**.

Alerts are sent via visual pop-ups, email, SMS, and mobile notifications. These alerts can be received via the **TradingView webhook**, **visual pop-ups**, **email**, **SMS**, and **mobile** notifications.

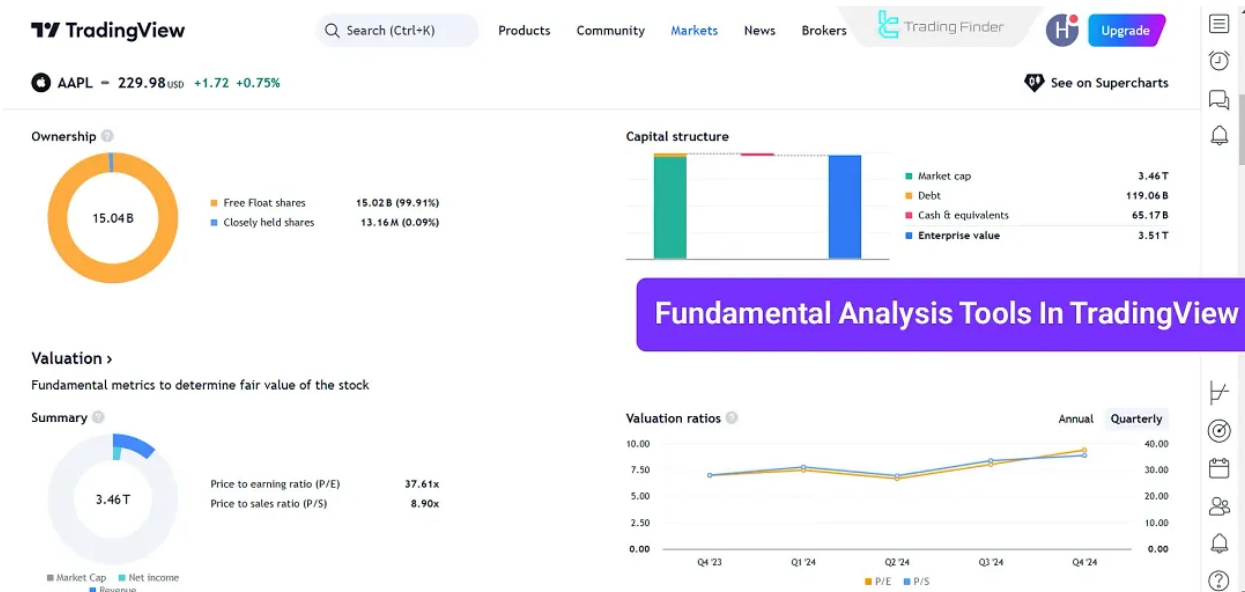




Creating a price alert on the TradingView site

## Fundamental Analysis

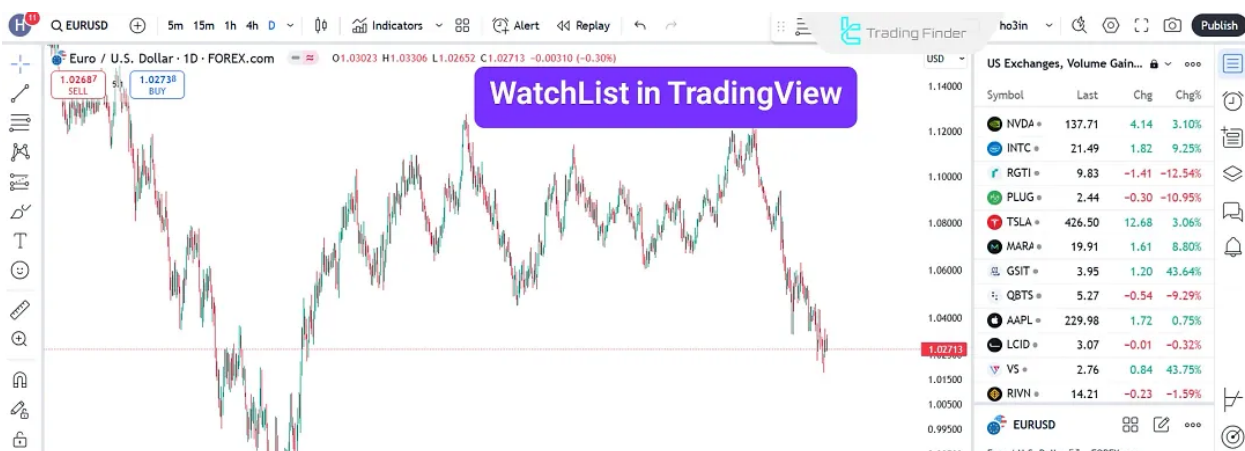
This platform provides tools for fundamental analysis, such as **valuation ratios**, **financial statement analysis**, and **historical company data**.



Fundamental data page for Apple stock on the TradingView platform

## Watchlist

The Watchlist is a real-time tool for tracking **price movements** and **trading volumes**. It also allows users to switch quickly between symbols displayed on the widget panel to the right of the chart.





Simultaneous price data monitoring via the TradingView Watchlist

## Bar Replay Tool

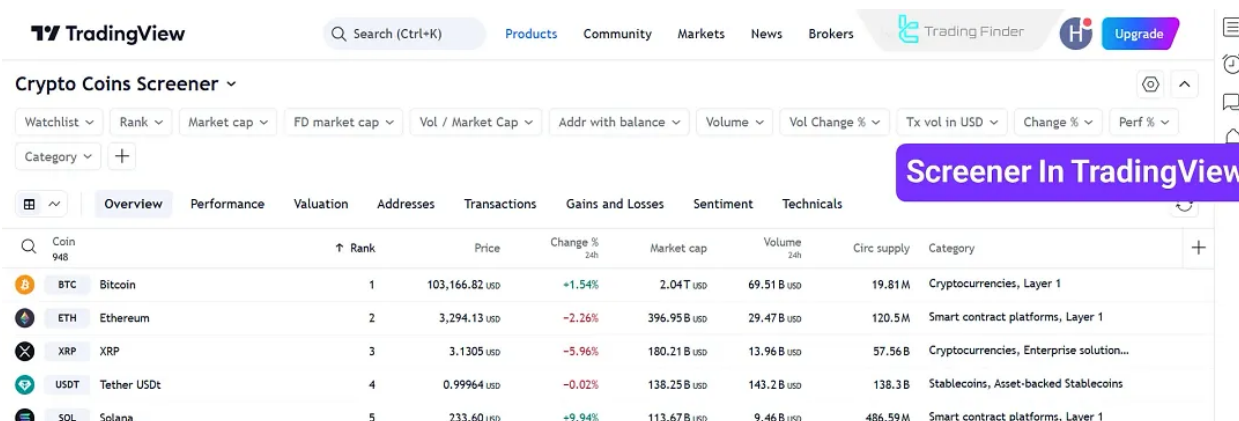
The Bar Replay feature allows users to simulate past price movements to **test strategies** and **evaluate trade setups** under various conditions.



Bar Replay widget for testing strategies in TradingView

## Market Screener

The Screener is a tool to search and sort assets based on **user-preferred parameters**.



	BNB	BNB	6	701.55 USD	-2.06%	101.03 B USD	2.09 B USD	144.01 M	Smart contract platforms, Centralize...
	DOGE	Dogecoin	7	0.39790 USD	+2.80%	58.76 B USD	8.73 B USD	147.67 B	Memes, Cryptocurrencies, Layer 1
	USDC	USDC	8	1.0007 USD	+0.07%	47.43 B USD	13.32 B USD	47.39 B	Stablecoins, Asset-backed Stablecoins
	ADA	Cardano	9	1.0708 USD	-4.67%	37.65 B USD	1.89 B USD	35.16 B	Smart contract platforms, Layer 1
	TRX	TRON	10	0.24201 USD	-1.01%	20.85 B USD	1.39 B USD	86.16 B	Smart contract platforms, Payments, ...

TradingView platform Screener for filtered searches and detailed data

## News Coverage

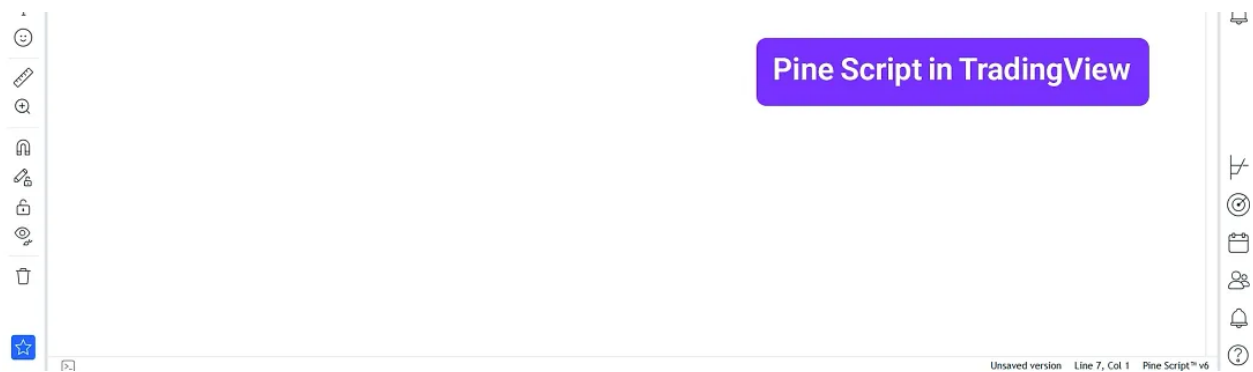
The News feature provides real-time, comprehensive financial news from **globally recognized agencies**.

News page on TradingView site

## Pine Script

The platform allows users to create indicators, strategies, and alerts using the **Pine Script** programming language.

Check [TradingFinder's TradingView Scripts](#) page for the most up-to-date indicators and trading strategies.



Pine Script editor page on TradingView site

## Trading Ideas

In the Trading Ideas section, you can **share strategies, tactics,** and **analyses** with traders worldwide or draw inspiration from them.

## Live Video Streaming

This trading platform supports live video streaming, enabling traders to share their market insights, analyses, and strategies with others interactively in real-time.

## TradingView Chat

The chat feature allows real-time conversations with other traders on the platform.

## TradingView Pros and Cons

While using TradingView has various advantages it has its disadvantages.

### TradingView benefits and drawbacks:

Pros	Cons
Extensive tools for technical and fundamental analysis	Limitations in the free version

Multiple markets and asset coverage	Limited customer support
Easy comparison of various instruments on a single chart	Not compatible with all brokers and exchanges

## Conclusion

TradingView offers a wide range of customizable charts and analytical tools for traders, such as **100+ technical indicators, drawing tools, Bar Replay,** and **watchlist.**

With tools such as **trading alerts** and extensive news coverage, TradingView helps users stay informed of the latest market changes.

However, **limitations in the free version** and **lack of extensive broker support** pose challenges for some traders.














## FAQs

How can I use the "Bar Replay" tool? 

---

Does TradingView support all brokers? 

---

How can I view trading ideas from others? 

---

Can I trade on TradingView? 

---

Can I set trading alerts in TradingView? 

---

How can I analyze in TradingView? 

---

Is TradingView free? 

---

What is TradingView? 



**5** From 5.0

(1)

Rate this post



0 Comment

[Write a comment](#)

### Table Of Content



Key Features of TradingView

TradingView Pros and Cons

Conclusion

### Top Posts



#### Break of Structure (BOS) on ICT

Eda Kaya | Dec 22, 2024

7,016 Views



### What is an ICT Order Block and How to Trade It?

Ram Nisha | Dec 23, 2024

7,033 Views



### Turtle Soup Strategy from ICT Style

Arjun Mandal | Dec 23, 2024

6,953 Views

## Our Social Media

X(Twitter)

Telegram

Mql5 Mql5

TradingView

Facebook

Instagram

Youtube

Tik Tok


## Latest Articles

Difference Between Crypto Market Hours and Other Financial Markets

Choosing the Best Time to Trade Cryptocurrencies

Trading Finder

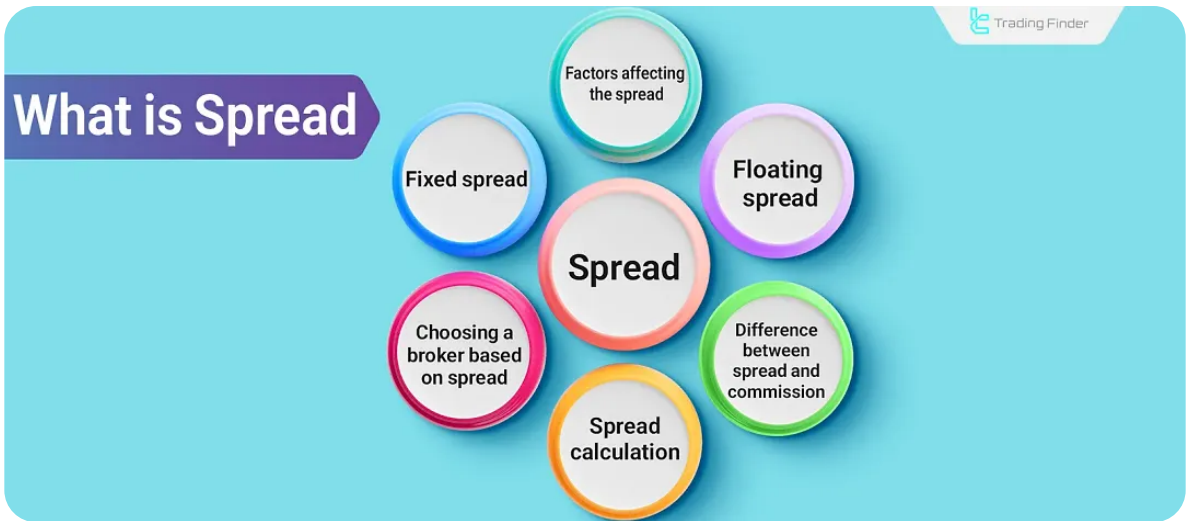




## Best Time to Trade Cryptocurrencies – Analyzing Volatility Across the Week

Interesting Financial Articles

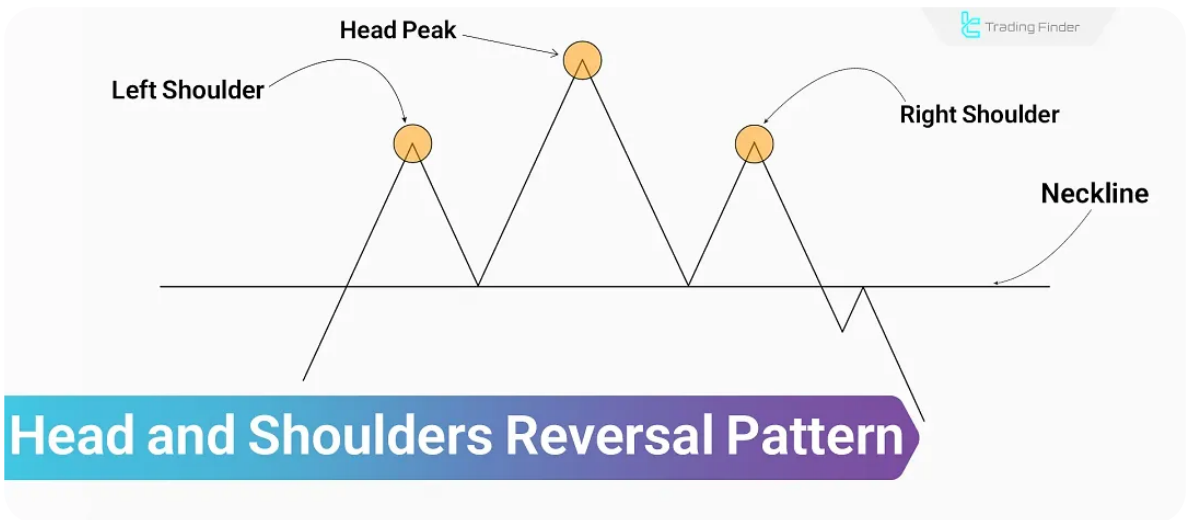
Nino Gogochashvili | May 30, 2025



## Spread in Forex [BID and ASK Prices]; Fixed vs Floating Spread and Their Impact

Forex Education

Nino Gogochashvili | May 29, 2025



## Head and Shoulders Pattern – A Combined Trading Strategy Using RSI Indicator

Forex Education

Nino Gogochashvili | May 28, 2025



Complete training in financial markets such as "Forex," "Stock Market," and "Cryptocurrencies" only becomes comprehensive with tested trading tools and strategies. "Trading Finder," with its experience, aids traders and investors in gaining a correct understanding and deep learning. The training programs are designed based on tools for traders of all levels, from "beginner to advanced."



English (EN)



**About Us**

**Contact Us**

**Forex Methodology**

**Our Team**

**Jobs**

**Report a Bug**

**Advertisement**

**Affiliates**

**Our Scores**

**Indicators &**

**Products**

**Financial Market**

**Oscillators**

**Education**

---

**Trading Tools**

---

**Trading Tools**

---

**Risk Disclosure:**

Participating in financial markets involves high risk, which can result in the

[Show More](#) 

**Disclaimer:**

[TradingFinder.com] assumes no responsibility for any potential losses or

[Show More](#) 

**Disclosure of revenues and advertisements:**

The "TradingFinder" platform offers various services, some of which, like

[Show More](#) 

[Privacy Policy](#)

[Risk Warning](#)

[Cookies Policy](#)

[Copyright and Idea Submissions](#)

[Terms and Conditions Agreement](#)

© 2025 TradingFinder, Inc. All rights reserved.