



TradingFinder > Education > Forex Education > ICT One Shot, One Kill; Comp...

ICT One Shot, One Kill; Comprehensive Guide to High-Precision Trading

Categories: [Forex Education](#) [ICT \(Inner Circle Trader\) Education](#)

Article Level: Intermediate 



Writer:
Davit Kvaratskhelia



Reviewer:
Rajesh Sharma




Fact checker:
Eda Kaya



Modified: May 11, 2025

Comments: 0

 Views: 1,793

 8 Min

The **ICT One Shot One Kill trading strategy** is based on institutional trading concepts. It is designed to identify **one** or **two weekly setups** and achieve a profit of **50** to **75** pips.

In this **ICT Trading** model, analysts first evaluate the **Weekly Bias** and **Draw on Liquidity**. Then they wait for major economic data releases, such as the FOMC or NFP, to clear liquidity and capitalize on these opportunities.

What is the ICT One Shot, One Kill Trading Strategy?

By understanding the ICT One Shot, One Kill model, traders can **reduce** the **number** of trades while improving their success rate.

The **ICT One Shot One Kill (OSOK)** model is a trading plan to secure **50 to 75**

⚡ Note all **medium and high-impact economic events** for the targeted **market**;

⚡ Analyze upcoming economic events and their potential influence on the current market structure. This analysis helps to identify weekly market change patterns.

Key market-impacting news includes:

- ⚡ **Interest rate decisions**
- ⚡ **Inflation reports (CPI, PCE, PPI)**
- ⚡ **Employment data**
- ⚡ **Economic growth figures (GDP)**
- ⚡ **Manufacturing sector surveys**

The most significant market movements typically occur during the **London session**, particularly in the first hour after opening.

Traders using the ICT model should pay special attention to these periods to identify potential **breakout** or **reversal** opportunities.



Monitoring High Impact News on Forex Factory to execute ICT OSOK

After analyzing economic events:

1. Refer to the **weekly** chart

2. Determine the **IPDA** data range for the past **20 weeks**
3. Identify the **highest high** and **lowest low** of the past 20 weeks
4. Search for the next **Draw on Liquidity** within the trading range
5. Look for the **PD array** aligned with the **weekly Bias**

The price will move towards the PD array in the following trading week, as influenced by economic news. This volatility injection due to the news is the event to wait for.



Current Trading Range on the EUR/USD Weekly Chart to execute ICT One Shot, One Kill Strategy

#2 Identifying Opportunities

Locate a range of **50 to 75 pips**. In the presence of bullish **order flow (OF)**, the target is **buy-side liquidity (BSL)**. In bearish order flow, the target is **sell-side liquidity (SSL)**.

#3 Trading Plan

As the **market prepares to decline**, find the **convergence** of **price manipulations** against the **Weekly Bias**.

This action is beneficial when the **economic calendar** indicates potential

increased volatility. Then, wait for the **buy-side Liquidity** to be **swept** to execute the **sell trade**.

#4 Trade Execution

In a bearish bias scenario, expect an **optimal trade entry (OTE)** on the retracement towards a bearish PD array [on the 15-minute chart] during the **London session** or New York Kill Zone.

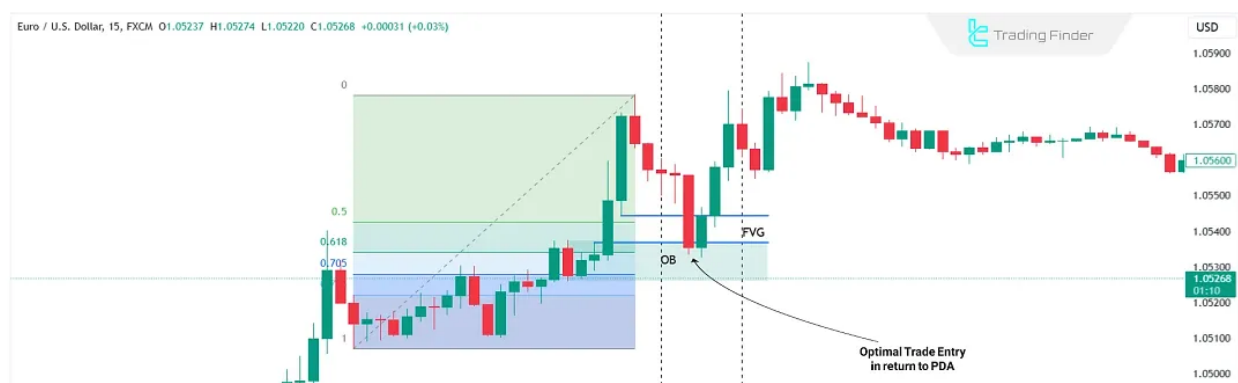
Alternatively, wait for an attack on **buy stops** to execute your short trade.

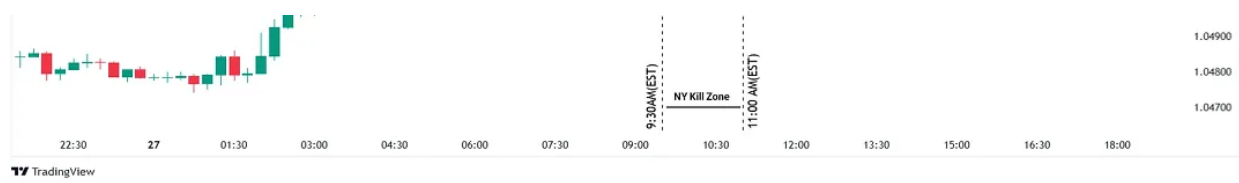
Successful trade execution requires patience, as traders often wait for precise setups aligned with pre-defined criteria.



Optimal Trade Entry in Bearish ICT One Shot, One Kill Setup – 15-minute GBP/USD Chart

In the image below, an example of a bullish One Shot, One Kill setup on the EUR/USD chart is shown.





Optimal Trade Entry in Bullish ICT One Shot, One Kill Setup –15-minute EUR/USD Chart

#5 Trade Management

Avoid placing **stop losses** at **obvious levels** that are likely to be targeted by **market makers**.

Instead, stops should be positioned beyond key market structure points to allow natural price movement while protecting capital.

In **bullish OSOK** setups, stop losses are placed **below** critical **order blocks**, while in bearish scenarios, they are placed above significant order blocks.

Set a **limit order** for take-profit levels to capture 50 pips as the initial target. Manage the setup using one order: close **80%** of the trade volume at **50** pips profit and leave the remainder to achieve **75** pips.

Conclusion

Within the **ICT One Shot, One Kill strategy**, traders achieve profitability through detailed analysis of **fair value gaps, liquidity voids, and market manipulation patterns**. This strategic approach, with strict risk management and precise execution, provides a robust framework for weekly profits.


Success in the ICT One Shot, One Kill setup demands diligence, patience, and deep market comprehension.

You can also use the **One Shot One Kill Indicator** , offered exclusively by **TradingFinder**, which enables a seamless combination of the One Shot, One Kill strategy with the Market Maker model. This unique integration not only simplifies the identification of key market structures but also enhances


precision in trade execution, making it a powerful tool for achieving consistent profitability.


FAQs

How does the "One Shot, One Kill" strategy work in ICT trading? 

What are the key components of setting up and analyzing trade in the ICT model? 

How should risk be managed in ICT trading? 

What is the main exit strategy in the ICT One Shot One Kill trading setup? 

On which day of the week does the One Shot One Kill setup form? 

Can the profit target of the ICT One Shot One Kill strategy exceed 75 pips? 



5 From 5.0

(4)

Rate this post



0 Comment

[Write a comment](#)

Table Of Content



What is the ICT One Shot, One Kill Trading Strategy?

Key Components of Executing the "One Shot, One Kill" Setup

Step-by-Step Guide to Mastering the ICT OSOK Strategy

Conclusion

Top Posts



What is an ICT Order Block and How to Trade It?

Ram Nisha | Dec 23, 2024

7,000 Views



Break of Structure (BOS) on ICT

Eda Kaya | Dec 22, 2024

6,992 Views



Turtle Soup Strategy from ICT Style

Arjun Mandal | Dec 23, 2024

6,937 Views

Our Social Media

X(Twitter)

Telegram

MQL5 Mql5

TradingView

Facebook

Instagram

Youtube

Tik Tok

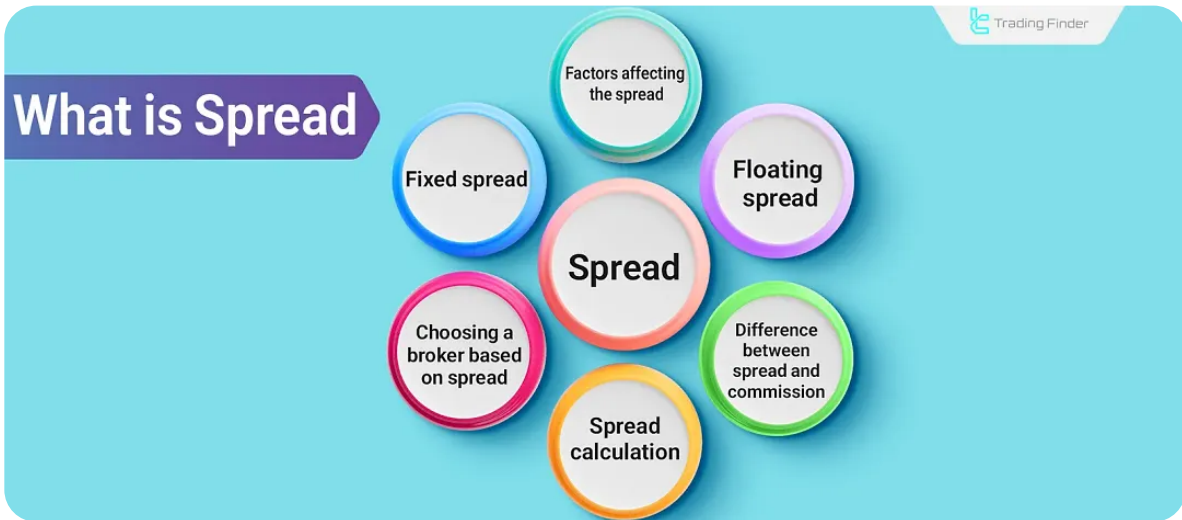
Latest Articles



Best Time to Trade Cryptocurrencies – Analyzing Volatility Across the Week

Interesting Financial Articles

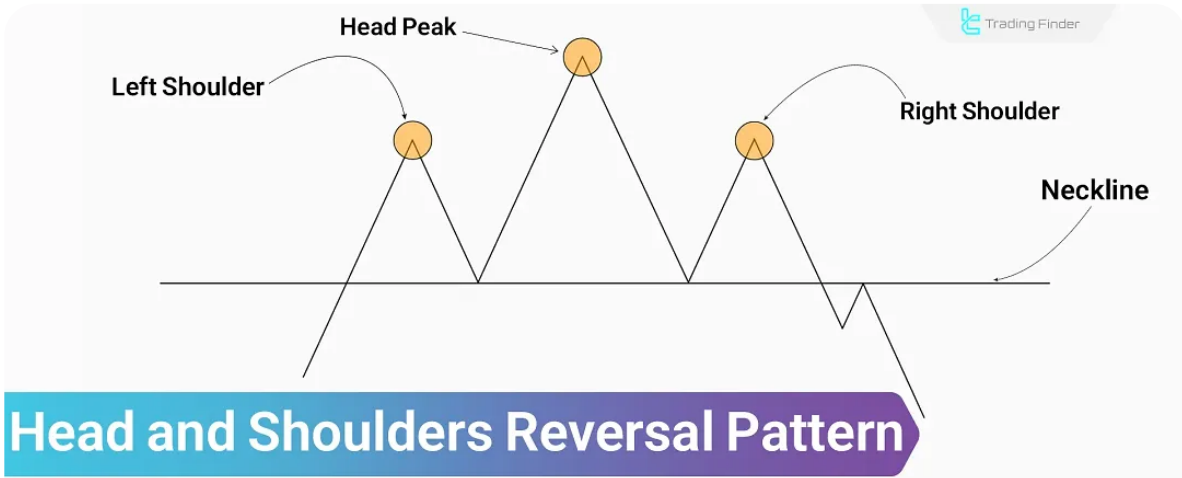
Nino Gogochashvili | May 30, 2025



Spread in Forex [BID and ASK Prices]; Fixed vs Floating Spread and Their Impact

Forex Education

Nino Gogochashvili | May 29, 2025



Head and Shoulders Pattern – A Combined Trading Strategy Using RSI Indicator

Forex Education

Nino Gogochashvili | May 28, 2025



Complete training in financial markets such as "Forex," "Stock Market," and "Cryptocurrencies" only becomes comprehensive with tested trading tools and strategies. "Trading Finder," with its experience, aids traders and investors in gaining a correct understanding and deep learning. The training programs are designed based on tools for traders of all levels, from "beginner to advanced."



English (EN)



About Us

Contact Us

Forex Methodology

Our Team

Jobs

Report a Bug

Advertisement

Affiliates

Our Scores

**Indicators &
Oscillators**

Products

**Financial Market
Education**

Trading Tools

Trading Tools

Risk Disclosure:

Participating in financial markets involves high risk, which can result in the

[Show More](#) 

Disclaimer:

[TradingFinder.com] assumes no responsibility for any potential losses or

[Show More](#) 

Disclosure of revenues and advertisements:

The "TradingFinder" platform offers various services, some of which, like

[Show More](#) 

[Privacy Policy](#)

[Risk Warning](#)

[Cookies Policy](#)

[Copyright and Idea Submissions](#)

[Terms and Conditions Agreement](#)

© 2025 TradingFinder, Inc. All rights reserved.