


TradingFinder > Education > Forex Education > Daily Bias Training (ICT) - Free Ed...

Daily Bias Training (ICT) - Free Education

Categories: Forex Education ICT (Inner Circle Trader) Education

Article Level: Intermediate Writer:
Ram NishaReviewer:
Eda KayaFact checker:
Rajesh Sharma

Modified: Jan 16, 2025

 Comments: 0 Views: 1,066 6 Min

ICT Daily Bias refers to predicting price movement within a single trading day. This prediction indicates whether the price tends to rise (**Bullish**) or fall (**Bearish**) and is crucial in successfully implementing the **ICT trading** strategy.

How to Identify Daily Bias?

To correctly identify the daily bias (**ICT Daily Bias**), focus on the following elements:

#1 Daily Timeframe Order Flow

This is one of the primary factors for identifying the market's daily **movement** direction.

Banks and **institutional** traders use daily charts to execute their orders precisely; thus, analyzing daily order flow can help identify the primary **market direction**.

#2 Imbalance to Rebalance

One reason for price movements is to balance **imbalances** in the market. By understanding this concept, traders can identify market imbalance zones, as prices will likely correct these imbalances by moving **upward** or **downward**.



#3 Draw on Liquidity

The second reason for price movement is the **Liquidity Hunt**. To utilize this concept, identify previous highs or lows, as prices often target these levels to capture liquidity.

Features of Daily Bias

- ⚡ Correctly identifies the overall market direction, preventing **major mistakes**
- ⚡ Enables trading only in the **correct market** direction (buy during an uptrend and sell during a downtrend)
- ⚡ Helps identify precise entry and exit points for trades

How to Identify Order Flow in the Daily Timeframe?

Order flow reflects the current structure of price movement in the market. Follow these steps to identify order flow:

#1 Bullish Order Flow

In bullish order flow, prices create **higher highs** and higher lows while moving **upward** to absorb liquidity or resolve market imbalances.

In such conditions, focus on buying opportunities and set the daily bias toward a price increase.



Example of a Daily Bias strategy in bullish order flow

#2 Bearish Order Flow

In bearish order flow, prices create **lower lows** and lower highs while moving **downward** to capture liquidity and resolve market **imbalances**.

In such conditions, focus on selling opportunities and set the daily bias toward a price decrease.



Example of a Daily Bias strategy in bearish order flow

Importance of Daily Bias

This concept is a cornerstone of ICT and holds significant importance for the following reasons:

#1 Better Decision-Making

Identifying market direction (bullish or bearish) **prevents** trades that go against the market trend.

#2 Higher Accuracy in Trades

Focusing on the correct market direction allows for more precise entry and exit points, **eliminates** losses from counter-trend trades.

#3 Improved Risk Management

Understanding the overall market direction protects traders from unexpected movements and enhances risk management.

#4 Liquidity Alignment

The market typically moves toward **high-liquidity zones**; daily bias helps identify these areas.

Bullish Daily Bias

Bullish order flow or the pursuit of high liquidity indicates the likelihood of upward price **movement**, which signifies increased buying pressure in the market.

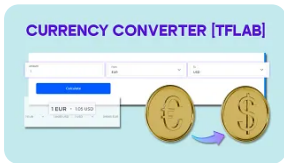
To trade bullish daily bias, follow these steps:

1. Identify the bullish bias and key levels (e.g., **Order Blocks**, **Breaker Blocks**, or **Fair Value Gaps**)
2. On smaller timeframes, wait for the price to reach key levels and show signs of a **Market Structure Shift**
3. Once confirmed, act to capture liquidity or resolve market imbalances

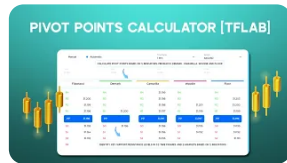


Example of how ICT Daily Bias Setup operates in an uptrend

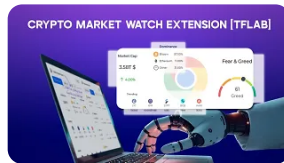
You May Like :




Currency Converter
Calculator - Two-...



Forex Pivot Points Calculator Tool;
150+ Instruments...



Crypto Market Watch Extension;
Cryptocurrency...



Connecting TradingView to Telegram Channel...

Bearish Daily Bias

Bearish order flow or the pursuit of high liquidity indicates the likelihood of downward price **movement**, which signifies increased **selling** pressure in the market.

To trade bearish daily bias, follow these steps:

1. Identify the bearish bias and key levels (e.g., **Order Blocks**, **Breaker Blocks**, or **Fair Value Gaps**).
2. On smaller timeframes, wait for the price to reach a key level and show signs of a **Market Structure Shift**.
3. Once confirmed, act to capture liquidity or resolve market imbalances.



Example of how ICT Daily Bias Setup operates in a downtrend

Conclusion

The ICT Daily Bias is a key component of the ICT trading method, helping traders to determine the market's overall direction for the day.

By leveraging concepts like liquidity and order flow, this method allows traders to align with the market trend and avoid counter-trend trades.

FAQs

What concepts are Daily Bias based on? v

Liquidity: Prices move toward zones with large orders

Order Flow: Dominant market direction, indicated by creating higher highs/lows or lower highs/lows v

Imbalance: Zones where prices are likely to return and fill gaps
ICT Daily Bias is more complex than other styles due to advanced concepts like liquidity and order flow.

How does Daily Bias help in risk management? v

By identifying the correct market direction, traders can avoid counter-trend trades and manage risks more effectively.

What are the benefits of ICT Daily Bias? v

- Precise decision-making
- Reduced trading mistakes
- Accurate trade opportunities
- Improved risk management



5 From 5.0

(4)


Rate this post






Table Of Content



How to Identify Daily Bias? 

Features of Daily Bias

How to Identify Order Flow in the Daily Timeframe? 

Importance of Daily Bias 

Bullish Daily Bias

Bearish Daily Bias

Conclusion

Top Posts



Block

What is an ICT Order Block and How to Trade It?

Ram Nisha | Dec 23, 2024

6,931 Views



Structure (BOS)

Break of Structure (BOS) on ICT

Eda Kaya | Dec 22, 2024

6,931 Views











Strategy

Turtle Soup Strategy from ICT Style

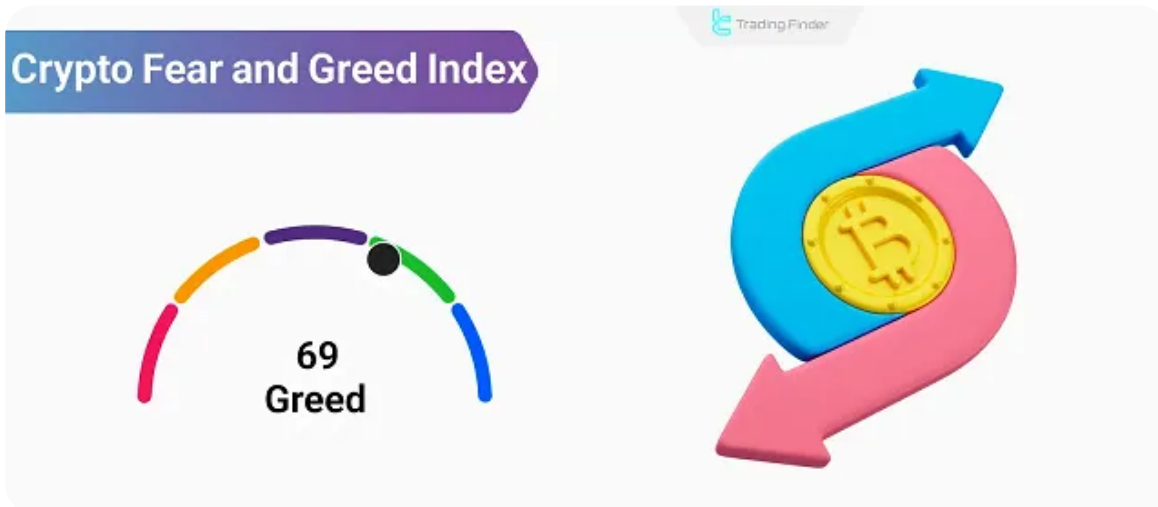
Arjun Mandal | Dec 23, 2024

6,857 Views

Our Social Media

 X(Twitter)	 Telegram
 MQL5 Mql5	 TradingView
 Facebook	 Instagram
 Youtube	 Tik Tok

Latest Articles



Fear & Greed Index: Market Sentiment Gauge + Component Weights

Cryptocurrency Education

Nino Gogochashvili | May 27, 2025



What Is Staking in Cryptocurrency? How the Proof of Stake (PoS) Algorithm Works

Cryptocurrency Education

Nino Gogochashvili | May 26, 2025



What Is Stop Loss and Take Profit? - Role in Risk and Capital Management



Complete training in financial markets such as "Forex," "Stock Market," and "Cryptocurrencies" only becomes comprehensive with tested trading tools and strategies. "Trading Finder," with its experience, aids traders and investors in gaining a correct understanding and deep learning. The training programs are designed based on tools for traders of all levels, from "beginner to advanced."



 English (EN) ▼

About Us

Contact Us

Forex Methodology

Our Team

Jobs

Report a Bug

Advertisement

Affiliates

Our Scores

Indicators & Oscillators

Products

Financial Market

Education

Trading Tools

Trading Tools

Risk Disclosure:

Participating in financial markets involves high risk, which can result in the loss of part

[Show More](#) ▼

Disclaimer:

[TradingFinder.com] assumes no responsibility for any potential losses or damages. All

[Show More](#) ▼

Disclosure of revenues and advertisements:

The "TradingFinder" platform offers various services, some of which, like introductions,

[Show More](#) ▼

Privacy Policy

Risk Warning

Cookies Policy

[Copyright and Idea Submissions](#)

[Terms and Conditions Agreement](#)

© 2025 TradingFinder, Inc. All rights reserved.