

ICT Silver Bullet Strategy Guide

Categories: Forex Education ICT (Inner Circle Trader) Education

Article Level: Intermediate



Writer: Ram Nisha



Reviewer: Rajesh Sharma



Fact checker: Nino Gogochashvili



Modified: Apr 29, 2025

Comments: 0

Views: 2,087

7 Min

ICT Silver Bullet strategy is a **time-based** trading approach designed for **scalping**. Its primary focus is on **liquidity** and **Fair Value Gaps (FVG)**.

This strategy enables traders to profit from **short-term** market movements during **three** specific timeframes (each lasting 60 minutes).



ICT Silver Bullet Trading Strategy

Overview of the Silver Bullet Strategy

The **Silver Bullet strategy** identifies **three optimal times** during the day when there is a high likelihood of forming **ICT style** setups within these specific timeframes.

This strategy occurs three times a day in one-hour intervals:

Session	Time (UTC)	Time (New York)
London	07:00 – 08:00	03:00 – 04:00
New York Morning	14:00 – 15:00	10:00 – 11:00
New York Afternoon	18:00 – 19:00	14:00 – 15:00

The primary goal of the **Silver Bullet** is to capture **liquidity** and **leverage FVG** opportunities for **short-term trades** targeting **20-30 pips** (for major Forex pairs).

Steps to Implement the Silver Bullet Strategy

To better identify all components of this **strategy**, it is recommended to proceed **step-by-step** based on priorities. The steps are as follows:

1. Identify Liquidity
2. Identify **Market Structure Shift (MSS)**
3. Find the Fair Value Gap (**FVG**)
4. Finally, entering the trade

#1 Identifying Liquidity



ICT Silver Bullet strategy needs liquidity sweep identification

Before the session begins, identify the nearby **Buy and Sell Side Liquidity (BSL & SSL)** on the **15-minute** timeframe:

- ⚡ **Buy-Side Liquidity:** Above the highs
- ⚡ **Sell-Side Liquidity:** Below the lows

If the price breaks into one side of **liquidity**, it may continue to **sweep more liquidity** in the same direction or shift towards the other side.

#2 Identify Market Structure Shift (MSS)



To use ICT Silver Bullet Strategy, you need to do Market Structure Shift identification

On lower timeframes (**1-minute** or **3-minute**), observe the Market Structure Shift (**MSS**) in the direction of liquidity sweep.

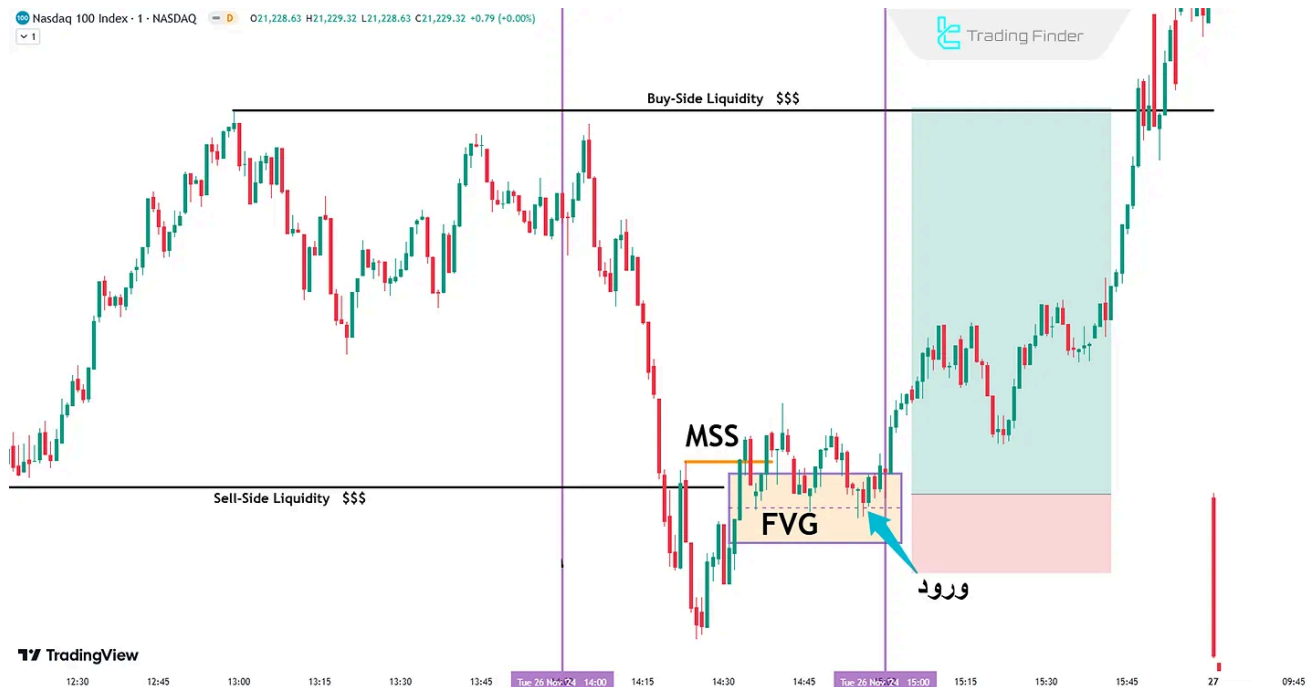
#3 Find the Fair Value Gap (FVG)



Identifying Fair Value Gap after market structure shift (ICT Silver Bullet Strategy)

After the market structure shift, look for an **FVG** in the same direction. Use **Premium and Discount** tools to identify the best FVGs for trading.

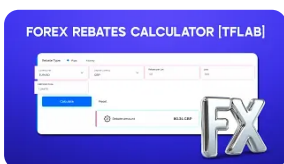
#4 Enter the Position



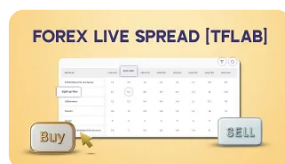
Complete workflow of the Silver Bullet Strategy

1. **Entry:** When the price returns to the FVG zone, this retracement can be used as an **optimal** entry point
2. **Stop Loss (SL):** Place the stop loss above the high (in a **bearish setup**) or below the low (in a bullish setup) of the candle that formed the **FVG**
3. **Take Profit (TP): Liquidity** levels on the opposite side of the entry zone or the opposing **imbalance** area can serve as the target

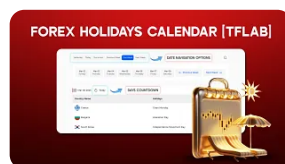
You May Like :



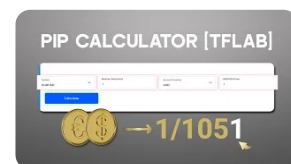
Forex Rebate
Calculator Tool -
Forex Cashback...



Forex Live Spread
Tool [Compare
Spreads of 70 Pair...



Forex Holidays
Calendar Tool 2025
[Stock & Financial...



Forex Pip
Calculator Tool
2025 [Calculate...

What is the Suitable Timeframe for the ICT Silver Bullet Strategy?

- ⚡ The primary timeframe for identifying **liquidity levels** is the **15-minute**
- ⚡ The optimal timeframes for identifying **MSS** and **FVG** are **1** or **3-minute**

Best Assets for ICT Silver Bullet Strategy

- ⚡ **NASDAQ Index (NQ Futures)** and **E-mini S&P 500 (ES Futures)** yield the highest returns when this strategy is applied
- ⚡ Major currency pairs and precious metals like **EUR/USD**, **GBP/USD**, and **XAU/USD** are also suitable for trading with this strategy

Best Sessions for ICT Silver Bullet Execution

The **New York Morning Session (10:00–11:00 New York time)** is the best time to apply the Silver Bullet strategy. Due to **high volatility** and **overlap** with the London session, this hour provides the most trading opportunities for this strategy.

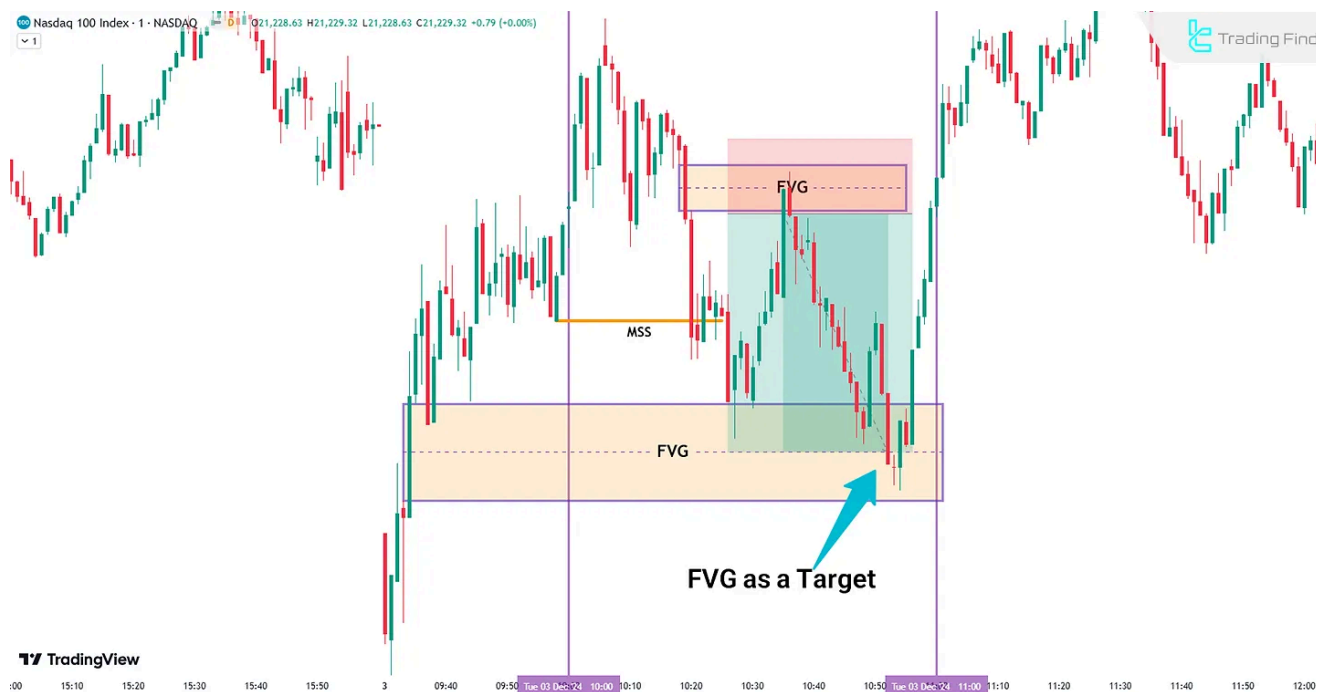
Advantages and Disadvantages of the Silver Bullet Strategy

Advantages	Disadvantages
No need to sit in front of the screen all day	Understanding concepts like liquidity and FVG is crucial for proper execution
Ideal for scalpers due to its focus on liquidity and short-term moves	Fast movements, especially on lower timeframes, can lead to sudden losses

Allows for setting clear stop-loss and target levels based on FVG and liquidity	Requires patience to identify accurate signals
Usable across indices, currency pairs, and precious metals	-

Key Tips for Success in Executing ICT Silver Bullet

- ⚡ Trade **only** during specified times (one hour per session)
- ⚡ Use **lower timeframes** for entries
- ⚡ Be **patient** and wait for patterns to complete
- ⚡ Apply **risk management** (1:2 or 1:3)



Real-life example of the ICT Silver Bullet Strategy

Note: To simplify the identification of Silver Bullet, you can use the indicator developed by the [TFlab] team:

- ⚡ **TradingView version of Silver Bullet indicator**
- ⚡ **MetaTrader 4 version of Silver Bullet indicator**
- ⚡ **MetaTrader 5 version of Silver Bullet indicator**

Conclusion

The **ICT Silver Bullet strategy** is a powerful tool for **scalpers**, focusing on **liquidity** and **FVG** during **specific timeframes**.

During the **60-minute intervals**, traders can execute trades by following a few specific rules and practicing proper **capital management**.

Table Of Content



Overview of the Silver Bullet Strategy

Steps to Implement the Silver Bullet Strategy



What is the Suitable Timeframe for the ICT Silver Bullet Strategy?

Best Assets for ICT Silver Bullet Strategy

Best Sessions for ICT Silver Bullet Execution

Advantages and Disadvantages of the Silver Bullet Strategy

Key Tips for Success in Executing ICT Silver Bullet

Conclusion

Rate this post



Top Posts



Break of Structure (BOS) on ICT

Eda Kaya | Dec 22, 2024

6,918 Views



What is an ICT Order Block and How to Trade It?

Ram Nisha | Dec 23, 2024

6,916 Views



Turtle Soup Strategy from ICT Style

Arjun Mandal | Dec 23, 2024

[Write a comment](#)

6,848 Views

Our Social Media



X(Twitter)



Telegram



MQL5



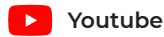
TradingView



Facebook



Instagram



Youtube



Tik Tok

Latest Articles



What Is Staking in Cryptocurrency? How the Proof of Stake (PoS) Algorithm Works

Cryptocurrency Education

Nino Gogochashvili | May 26, 2025

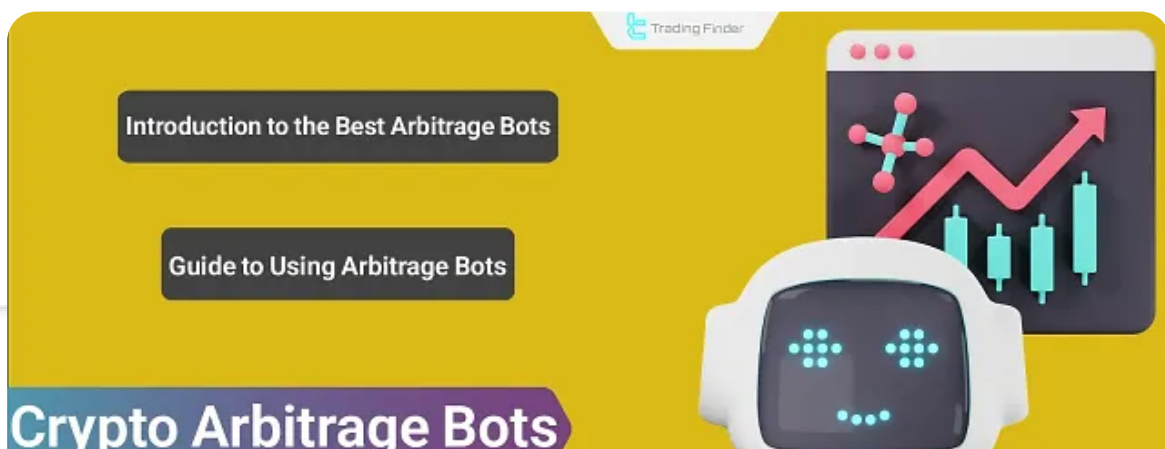


Stop Loss (SL) and Take Profit (TP) Orders

What Is Stop Loss and Take Profit? - Role in Risk and Capital Management

Forex Education

Rajesh Sharma | May 25, 2025



Complete training in financial markets such as "Forex," "Stock Market," and "Cryptocurrencies" only becomes comprehensive with tested trading tools and strategies. "Trading Finder," with its experience, aids traders and investors in gaining a correct understanding and deep learning. The training programs are designed based on tools for traders of all levels, from "beginner to advanced."



 English (EN)
▼

About Us

Contact Us

Forex Methodology

Our Team

Jobs

Report a Bug

Advertisement

Affiliates

Our Scores

Indicators & Oscillators

Products

Financial Market
Education

Trading Tools

Trading Tools

Risk Disclosure:

Participating in financial markets involves high risk, which can result in the loss of part

[Show More](#) ▼

Disclaimer:

[TradingFinder.com] assumes no responsibility for any potential losses or damages. All

[Show More](#) ▼

Disclosure of revenues and advertisements:

The "TradingFinder" platform offers various services, some of which, like introductions,

[Show More](#) 

[Privacy Policy](#)

[Risk Warning](#)

[Cookies Policy](#)

[Copyright and Idea Submissions](#)

[Terms and Conditions Agreement](#)

© 2025 TradingFinder, Inc. All rights reserved.