

TradingFinder > Education > Forex Education > ICT PD Array Discount and Premi...

ICT PD Array Discount and Premium Zones – Complete Guide For All Users

Categories:

Forex Education ICT (Inner Circle Trader) Free Trading Courses Smart Money Training

Article Level: Intermediate



Writer: Davit Kvaratskhelia



Reviewer: Eda Kaya



Fact checker: Arjun Mandal



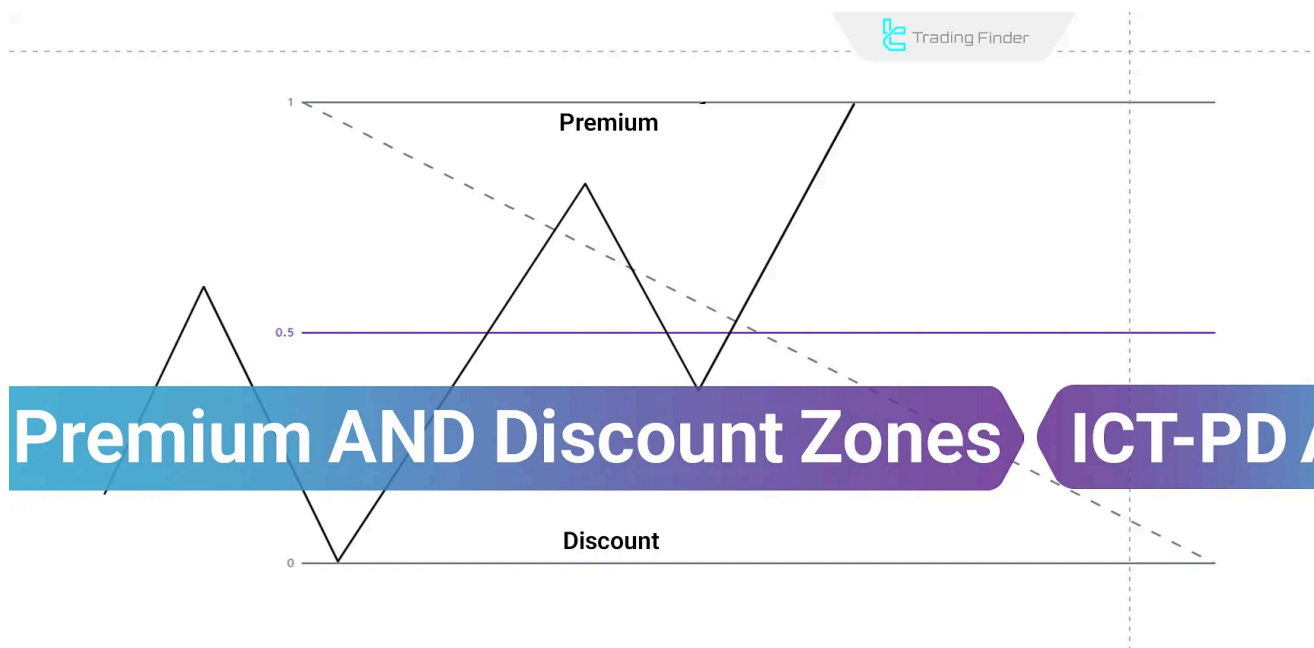
Modified: Jan 21, 2025

Comments: 0

Views: 2,330

6 Min

The **ICT PD Array** or "**Premium and Discount Zones**" is a structured approach used to identify optimal entry points in trading.



By leveraging this checklist, traders can determine the most efficient prices for buying and selling within the market.

What Are Premium and Discount Zones?



Premium and Discount in **ICT Style** are as follows:



⚡ **Discount Zones:** Prices in the lower half of the range are used to identify buying opportunities and set targets for sellers (Take Profit)

⚡ **Premium Zones:** Prices in the upper half of the range are used to identify selling opportunities and set buyer targets (Take Profit)

Benefits of Using the PD Array

Using the PD Array enhances market analysis and improves decision-making.

Key benefits include:

1. **Identifying Buy and Sell Areas:** Splitting the market into premium and discount zones; it highlights optimal **buying** and **selling** prices
2. **Better Trade Timing:**
3. This strategy enhances trade timing by emphasizing purchases in **discount zones** during **uptrends** and **sales** in **premium zones** during **downtrends**
4. **Increased Precision:** Combines ICT tools for improved accuracy in identifying **entry** and **exit** points
5. **High-Probability Trades:** Enables traders to enter high-probability trades while avoiding **high-risk** positions

Types of PD Array in ICT

ICT PD Array comprises essential tools to identify optimal **entry** and **exit** points. These tools provide traders with a deeper understanding of price movements.

PD Array Tools

- ⚡ **ICT Fair Value Gap (FVG)** Identifies gaps in price balance
- ⚡ **ICT Inversion Fair Value Gap** Highlights order blocks
- ⚡ **ICT Order Block** Focuses on breakout blocks
- ⚡ **ICT Breaker Block** Highlights recovery zones

- ⚡ **ICT Mitigation Block** Marks reversed fair value gaps
- ⚡ **ICT Unicorn** Unique analytical patterns
- ⚡ **ICT NWOG** New Week Opening Gap
- ⚡ **ICT NDOG** New Day Opening Gap

How to Identify PD Array Zones?

To identify **Premium** and **Discount** zones, use the Fibonacci tool with the following settings:

- ⚡ **1 (Start)**
- ⚡ **0.5 (Equilibrium)**
- ⚡ **0 (End)**

Steps

1. Draw Fibonacci from a price high to a price low
2. The **0.5 level** marks the equilibrium point (50% of the range)
3. Area above **0.5** is the **Premium Zone** (expensive)
4. Area below **0.5** is the **Discount Zone** (cheap)

How to Use PD Array?

To use a PD Array (Premium-Discount Array), follow the steps below:

Bullish Scenario

- ⚡ If the price shifts to an upward structure and lies in the Discount Zone, enter a **Buy**

Bearish Scenario

- ⚡ If the price shifts to a downward structure and lies in the Premium Zone, enter a **Sell**

Best Timeframes for Premium and Discount Zones in

ICT

- ⚡ **Daily Timeframe:** Identify overall market direction

⚡ **15-Minute and 5-Minute Timeframes:** Find precise entry points

Which Markets Are Suitable for PD Array?

Originally designed for major indices like **NASDAQ (NQ Futures)** and **S&P 500**, this strategy has demonstrated high accuracy and efficiency.

Over time, it has been adapted to other markets, including:

- ⚡ **Forex:** Major currency pairs like **GBP/USD** and **EUR/USD**
- ⚡ **Precious Metals:** Proven effectiveness in markets like **Gold (XAU/USD)**

Buy Trades in PD Array

1. Use higher timeframes (e.g., 1 day, 4 hours) to determine market trends
2. If the trend is **bullish** and the price is in the **Discount Zone**, use ICT tools to confirm the uptrend and enter **Buy** trades



Example of Bullish Trading with Premium and Discount Zones

Sell Trades in PD Array

1. Use higher timeframes (e.g., 1 day, 4 hours) to determine market trends
2. If the trend is **bearish** and the price is in the **Premium Zone**, use ICT tools to confirm the downtrend and enter **Sell** trades



Example of Bearish Trading with Premium and Discount Zones

Advanced Tips for Using PD Array

- ⚡ **Multi-Timeframe Analysis:** Align multiple timeframes for consistent analysis
- ⚡ **Market Structure Confirmation:** Ensure alignment with market trends
- ⚡ **Tool Confluence:** Combine PD Array with other ICT tools
- ⚡ **Trend Identification:** Accurately analyze market direction

Conclusion

The **ICT PD Array** is a powerful, structured method for analyzing and executing trades.

Integrating advanced tools and modern techniques allows traders to **analyze markets** with precision, manage risk effectively, and achieve consistent success.

FAQs

How to Identify Premium and Discount Zones? ▼

Use the Fibonacci tool; **0.5 level** separates the Premium Zone (upper) from the Discount Zone (lower).

Which Markets Are Suitable for This Strategy? ▼

It is effective in **Forex, indices,** and **precious metals** markets.

What Are the Best Timeframes for PD Array? ∨

Use **daily timeframes** for market direction and **15-minute or 5-minute timeframes** for precise entries.

How to Trade Using PD Array? ∨

Determine market direction, watch for price reactions in lower timeframes, and confirm structural shifts before executing trades.



5 From 5.0

(5)

Rate this post



Table Of Content ×

What Are Premium and Discount Zones?

Benefits of Using the PD Array

Types of PD Array in ICT ∨

How to Identify PD Array Zones? ∨

How to Use PD Array? ∨

Bullish Scenario

Bearish Scenario

Best Timeframes for Premium and Discount Zones in ICT

Which Markets Are Suitable for PD Array?

Buy Trades in PD Array

Sell Trades in PD Array

Advanced Tips for Using PD Array

Conclusion

Top Posts



Break of Structure (BOS) on ICT

Eda Kaya | Dec 22, 2024

6,825 Views



Turtle Soup Strategy from ICT Style

Arjun Mandal | Dec 23, 2024

6,740 Views



What is an ICT Order Block and How to Trade It?

Ram Nisha | Dec 23, 2024

6,808 Views

Our Social Media

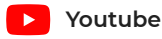




Facebook



Instagram

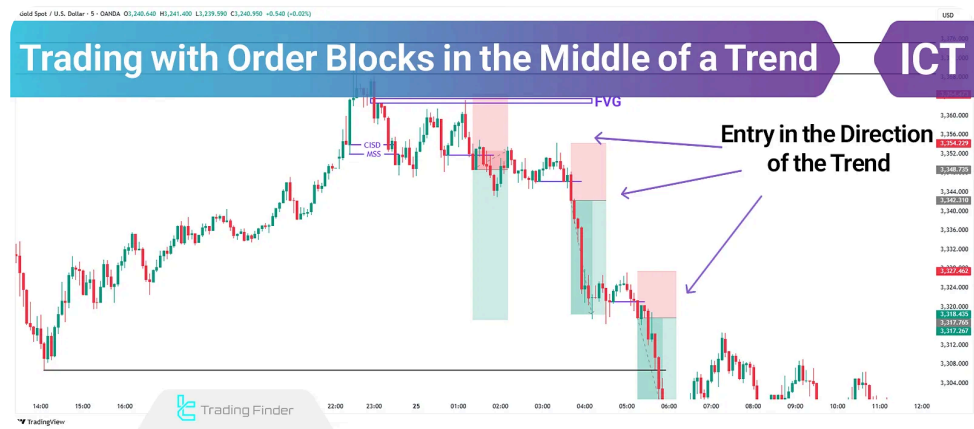


Youtube



Tik Tok

Latest Articles



Order Block in Trend Following with ICT – Entry Using OB and FVG

Forex Education

Ram Nisha | May 23, 2025



Asian Session Training; The First Active Phase of the Forex Market in 24 Hours

Forex Education

Ram Nisha | May 22, 2025



Complete training in financial markets such as "Forex," "Stock Market," and "Cryptocurrencies" only becomes comprehensive with tested trading tools and strategies. "Trading Finder," with its experience, aids traders and investors in gaining a correct understanding and deep learning. The training programs are designed based on tools for traders of all levels, from "beginner to advanced."



English (EN)
▾

[About Us](#)

[Contact Us](#)

[Forex Methodology](#)

[Our Team](#)

[Jobs](#)

[Report a Bug](#)

[Advertisement](#)

[Affiliates](#)

[Our Scores](#)

[Indicators & Oscillators](#)

[Products](#)

[Financial Market Education](#)

[Trading Tools](#)

[Trading Tools](#)

Risk Disclosure:

Participating in financial markets involves high risk, which can result in the loss of part

[Show More](#) ✓

Disclaimer:

[TradingFinder.com] assumes no responsibility for any potential losses or damages. All

[Show More](#) ✓

Disclosure of revenues and advertisements:

The "TradingFinder" platform offers various services, some of which, like introductions,

[Show More](#) ✓

[Privacy Policy](#)

[Risk Warning](#)

[Cookies Policy](#)

[Copyright and Idea Submissions](#)

[Terms and Conditions Agreement](#)

© 2025 TradingFinder, Inc. All rights reserved.