



TradingFinder > Education > Forex Education > Unicorn Trading Style (ICT Un...

# Unicorn Trading Style (ICT Unicorn)

Categories: Forex Education ICT (Inner Circle Trader) Free Trading Courses

Article Level: Intermediate



Writer:  
Ram Nisha



Reviewer:  
Eda Kaya



Fact checker:  
Arjun Mandal



Modified: Jan 26, 2025

Comments: 0

Views: 1,579

7 Min

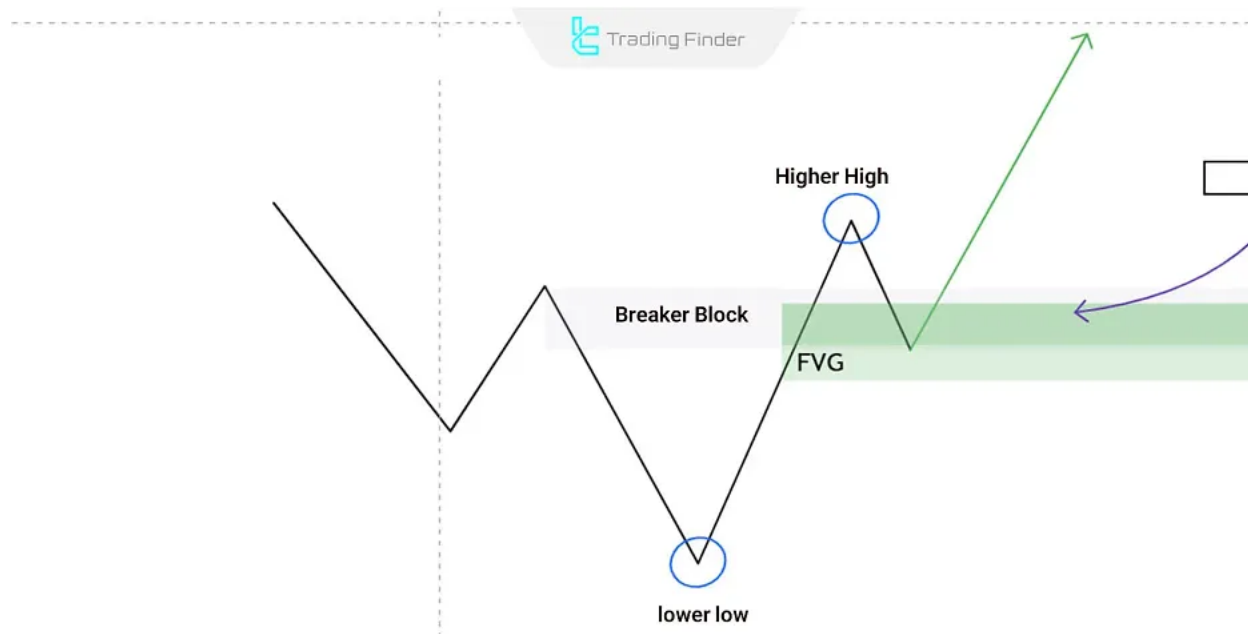
ICT Unicorn trading style is one of the advanced models in [ICT strategies](#). It combines two key concepts of **Breaker Blocks** and **Fair Value Gaps (FVG)**.

This style helps to identify optimal areas for price direction changes.





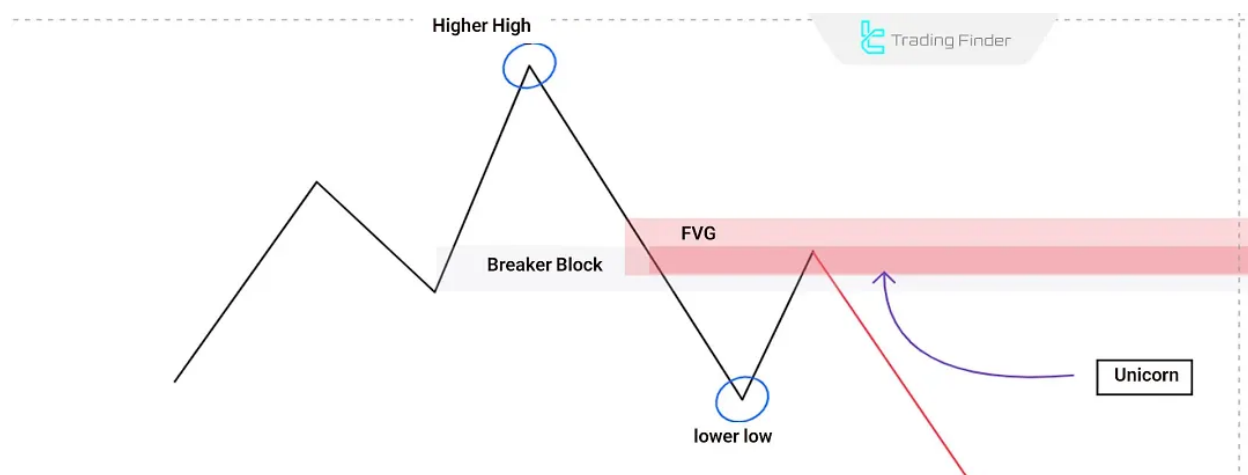
This pattern forms at the end of a bearish trend, starting with a **Lower Low (LL)** and a **Higher High (HH)**. In this scenario, a bullish Breaker Block overlaps with a bullish FVG.



Comprehensive schematic showcasing the ICT Unicorn Trading Style for bullish market movements and key reversal zones

## #2 Bearish Model

This pattern forms at the end of a bullish trend, starting with a **Higher High** and a **Lower Low**. In this scenario, a bearish Breaker Block overlaps with a bearish FVG.





An insightful schematic of the ICT Unicorn approach applied to bearish market conditions, focusing on precision and liquidity traps

## How to Identify the ICT Unicorn Model?

The ICT Unicorn pattern forms through the overlap of **Breaker Blocks** and **FVGs**.

This overlap creates a zone with a high probability of price reversal. Steps to Identify the ICT Unicorn:

1. **Break of structure** (high or low)
2. Formation of a Breaker Block
3. Overlap with FVG

## How to trade using the ICT Unicorn Style?

This style helps traders leverage market price movements with greater precision.

### #1 Focus on Timeframes

Start by identifying the **overall trend** and **key levels** on **higher timeframes** (e.g., 1-hour or daily); then determine **entry** and **exit** points on **lower** timeframes.

### #2 Identify Market Structure

Identify **liquidity points** (highs, lows, and gaps) and utilize order blocks to anticipate price reversal zones.

### #3 Entry and Exit Points

- ⚡ **Entry:** When the price approaches key areas like **order blocks** or **FVGs**;
- ⚡ **Exit:** Before the price reaches significant **resistance** or **support** levels.

## Which Timeframes Are Best for the Unicorn Style?

Shorter timeframes are better for using Unicorn style. Therefore, timeframes of **15 minutes or less** are suitable for analysis and identifying entry points.

## Best Assets for the Unicorn Style

The ICT Unicorn pattern was introduced in 2022 and initially focused on **Dow Jones** and **Nasdaq indices**. Over time, its effectiveness in the forex market has been demonstrated, particularly in pairs like **EUR/USD** and **GBP/USD**.

Traders have also applied this model to metals **XAU/USD** (gold), **XAG/USD** (silver), and the dollar index, achieving remarkable results. Additionally, the Unicorn model has shown outstanding performance in the cryptocurrency market.

## Example of Buy Trades in Unicorn Style

When market structure changes and a **bullish Breaker Block** overlaps with a **bullish FVG**, it creates a suitable opportunity for a **buy** trade.

Upon the price returning to the bullish **FVG** zone, a buy position can be opened to reach significant **resistance** levels.





In this picture, ICT Unicorn Strategy is Applied in a Bullish Trend, Emphasizing Key Entry Points and Liquidity Zones.

## Example of Sell Trades in Unicorn Style

When market structure changes, and a **bearish Breaker Block** overlaps with a **bearish FVG**, it creates a suitable opportunity for a sell trade.

Upon the price returning to the bearish FVG zone, a sell position can be opened to reach significant support levels.



In the picture above, ICT Unicorn Strategy is Applied in a Bearish Trend, Emphasizing Key Entry Points and Liquidity Zone

## Conclusion

The **ICT Unicorn** is a popular strategy in trading. It is specifically designed to identify trading opportunities based on **liquidity, order blocks, and price action**.


This style is applicable to various assets, including **indices, forex, metals**, and **cryptocurrencies**. It focuses on **shorter timeframes** and precise **market structure** analysis.







## FAQs

In which markets can this style be used? 

---

Is Unicorn suitable for beginner traders? 

---

What timeframes are suitable for this style? 

---

What is an Order Block, and how is it used? 

---

Why does this strategy focus on liquidity? 




**3.7** From 5.0

(3)

Rate this post





**0 Comment**

[Write a comment](#)

## Table Of Content



- Key Concepts in the ICT Unicorn Style
- What Are the Benefits of ICT Unicorn Style?
- Types of ICT Unicorn Models
- How to Identify the ICT Unicorn Model?
- How to trade using the ICT Unicorn Style?
- Which Timeframes Are Best for the Unicorn Style?
- Best Assets for the Unicorn Style
- Example of Buy Trades in Unicorn Style
- Example of Sell Trades in Unicorn Style
- Conclusion

## Top Posts

ARTICLE LINKS



### What is an ICT Order Block and How to Trade It?

Ram Nisha | Dec 23, 2024

6,752 Views



### Break of Structure (BOS) on ICT

Eda Kaya | Dec 22, 2024

6,777 Views



### Turtle Soup Strategy from ICT Style

Arjun Mandal | Dec 23, 2024

6,692 Views

## Our Social Media

X(Twitter)

Telegram

Mql5 Mql5

TradingView

Facebook

Instagram

Youtube

Tik Tok

## Latest Articles

Gold Spot / U.S. Dollar - 5 - DANDA 01,227.540 H3,229.995 L3,225.505 C3,228.300 +0.715 (+0.02%)





### 9 Risk to Reward Calculation Tools [Expert Advisors, Calculators and Indicators]

Interesting Financial Articles

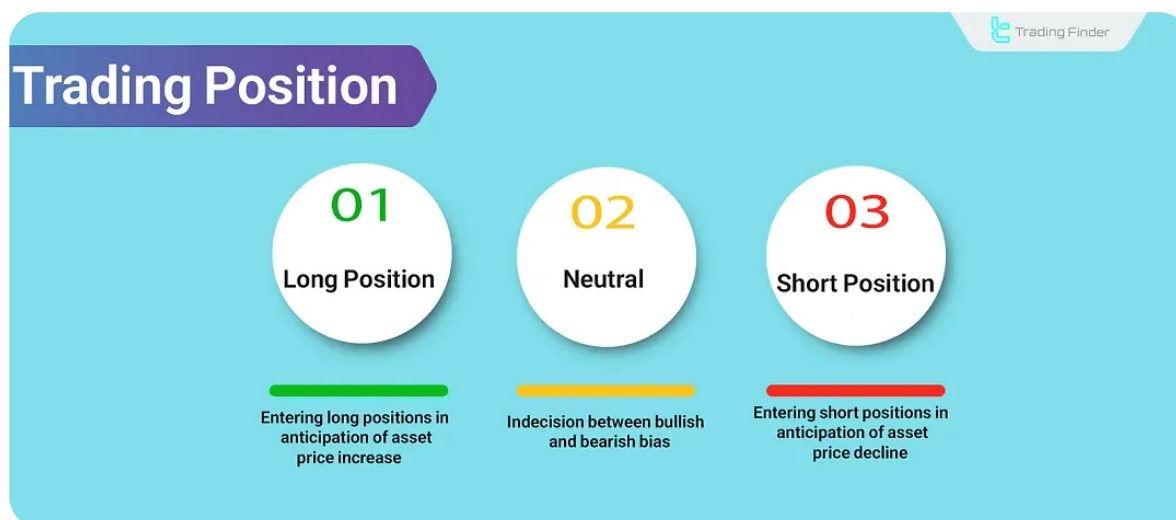
Nino Gogochashvili | May 21, 2025



### Forex Market Hours: Opening and Closing Times of Trading Sessions

Forex Education

Eda Kaya | May 20, 2025



## Trading Position: Types of Positions Based on Trade Direction and Holding Time

Forex Education

Sinan Aydın | May 19, 2025



Complete training in financial markets such as "Forex," "Stock Market," and "Cryptocurrencies" only becomes comprehensive with tested trading tools and strategies. "Trading Finder," with its experience, aids traders and investors in gaining a correct understanding and deep learning. The training programs are designed based on tools for traders of all levels, from "beginner to advanced."



English (EN)



[About Us](#)

[Contact Us](#)

[Forex Methodology](#)

[Our Team](#)

[Jobs](#)

[Report a Bug](#)

[Advertisement](#)

[Affiliates](#)

[Our Scores](#)

[Indicators &  
Oscillators](#)

[Products](#)

[Financial Market  
Education](#)

## Trading Tools

## Trading Tools

### **Risk Disclosure:**

Participating in financial markets involves high risk, which can result in the

[Show More](#) 

### **Disclaimer:**

[TradingFinder.com] assumes no responsibility for any potential losses or

[Show More](#) 

### **Disclosure of revenues and advertisements:**

The "TradingFinder" platform offers various services, some of which, like

[Show More](#) 

[Privacy Policy](#)

[Risk Warning](#)

[Cookies Policy](#)

[Copyright and Idea Submissions](#)

[Terms and Conditions Agreement](#)

© 2025 TradingFinder, Inc. All rights reserved.