



TradingFinder > Education > Forex Education > Comprehensive Guide on ICT ...

Comprehensive Guide on ICT New Week Opening Gap (NWOOG)

Categories: [Forex Education](#) [ICT \(Inner Circle Trader\) Free Trading Courses](#)

Article Level: Intermediate



Writer:
Ram Nisha



Reviewer:
Eda Kaya



Fact checker:
Arjun Mandal



Modified: Jan 15, 2025

Comments: 0

Views: 1,505

7 Min

The **New Week Opening Gap (NWOOG)** refers to the price gap between the market's closing price on Friday and its reopening on Monday.

NWOOG gaps can be either **bullish** (when the market opens higher than the previous week's close) or **bearish** (when the market opens lower than the previous week's close).

This analytical method is used to analyze **liquidity flow** and **implement ICT trading strategies**.

Why Does NWOOG Occur at the Start of the Week?

Trading halts at the end of the week, and the market closes. However, unexpected events such as **wars, natural disasters, or political**

Approaching the **50% level of the gap** often results in significant price reactions, making it a strategic **entry point**. Use Fibonacci tools to determine the **50%** level accurately.

Note: Fibonacci levels should include 0, 1, and 0.5.

Trading Strategies Based on NWOOG

1. **Breakout Strategy:** Enter a trade when the price breaks out of the gap range and continues in the same direction;
2. **Reversion to the Gap Strategy:** Enter a trade when the price returns to the gap and reverses from the gap level.

Using Different Timeframes for NWOOG Analysis

- ⚡ **Weekly Charts:** Identify NWOOGs within the **weekly** framework and assess the overall market direction;
- ⚡ **Daily and 4-Hour Charts:** Confirm price **movement** toward or away from NWOOG in lower timeframes;
- ⚡ **1-Hour and Lower Charts:** Pinpoint **entry points** and observe price reactions near NWOOG.

Bullish NWOOG Trading

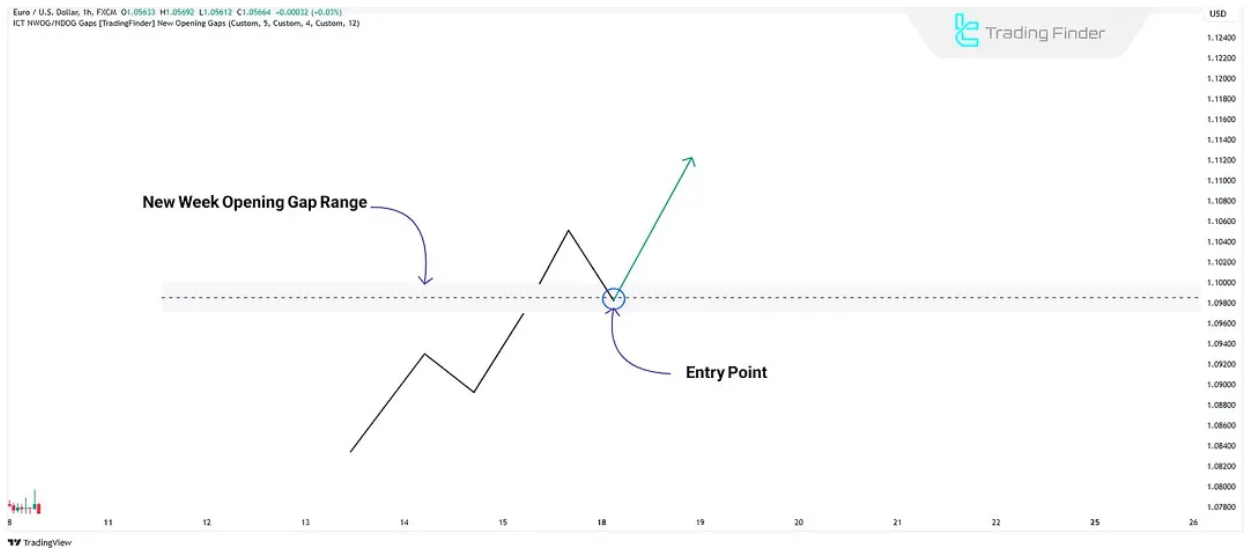
For bullish sentiment, the strategy splits into **two** scenarios:

#1 Price Above NWOOG

When the price retraces to NWOOG and shows **reversal signs** in lower timeframes (Like **MSS**), it takes a **buy** position targeting the next liquidity level.

#2 Price Below NWOOG

When the price approaches NWO and **closes** above it, use this level as price **support** for long trades.



Schematic of Buy Trades in New Week Opening Gap (NWO)

The EUR/USD chart on the 1-hour timeframe illustrates the behavior of NWO in an uptrend.



Bullish Trading with NWO (New Week Opening Gap)

Bearish NWO Trading

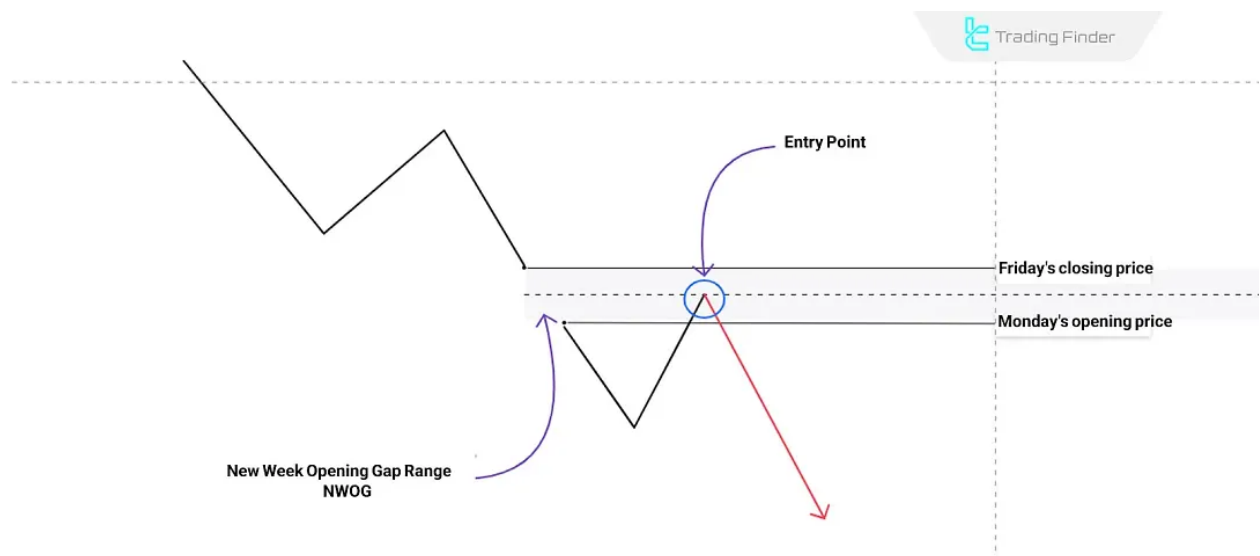
For bearish sentiment, the strategy splits into two scenarios:

Price Below NWOG

When the price retraces to NWOG and shows **reversal signs** in lower timeframes, take a **sell** position targeting the **next liquidity level**.

Price Above NWOG

When the price approaches NWOG and **closes** below it, use this level as price **resistance** for short trades.



Schematic of Sell Trades in New Week Opening Gap (NWOG)

The AUD/USD chart on the 1-hour timeframe illustrates the behavior of NWOG in a downtrend.



Bearish Trading with NWOOG (New Week Opening Gap)

Comparison of Markets Using NWOOG

NWOOG's performance in different markets is as follows:


Forex	Weekly gaps tend to fill quickly
Stock gaps	Gaps are typically tied to company-specific news
Commodities	Global events significantly impact gaps
Cryptocurrencies	Irregular gaps occur due to the 24-hour nature of the market
Futures	Gaps are key indicators for identifying critical liquidity zones
Indices	Weekly gaps are more predictable than other markets


Conclusion

NWOOG gaps help traders identify critical **price levels** and trading opportunities. These gaps are especially significant at the **start of the week**, reflecting the market's reaction to **weekend events**.

By combining NWOOG with other **analytical tools**, traders can capitalize on the new week's opening gaps.

FAQs

How to Identify NWOOG? 

Which Markets Frequently Experience NWOOG? 

How to Use NWOOG in Trading? 

What Causes NWOOG? 



5 From 5.0

(1)

Rate this post



0 Comment

[Write a comment](#)

Table Of Content



Why Does NWOG Occur at the Start of the Week?

How to Identify a New Week Opening Gap?

The Importance of NWOG in ICT Analysis

How to Trade NWOG?

Trading Strategies Based on NWOG

Using Different Timeframes for NWOG Analysis

Bullish NWOG Trading

Bearish NWOG Trading

Comparison of Markets Using NWOG

Conclusion

Top Posts



Break of Structure (BOS) on ICT

Eda Kaya | Dec 22, 2024

6,773 Views



What is an ICT Order Block and How to Trade It?

Ram Nisha | Dec 23, 2024

6,747 Views











Turtle Soup Strategy from ICT Style

Arjun Mandal | Dec 23, 2024

6,689 Views

Our Social Media

 X(Twitter)	 Telegram
 Mql5	 TradingView
 Facebook	 Instagram
 Youtube	 Tik Tok

Latest Articles



9 Risk to Reward Calculation Tools [Expert Advisors, Calculators and Indicators]

Interesting Financial Articles

Nino Gogochashvili | May 21, 2025



Forex Market Hours: Opening and Closing Times of Trading Sessions

Forex Education

Eda Kaya | May 20, 2025



Trading Position: Types of Positions Based on Trade Direction and Holding Time

Forex Education

Sinan Aydın | May 19, 2025

Complete training in financial markets such as "Forex," "Stock Market," and "Cryptocurrencies" only becomes comprehensive with tested trading tools and strategies. "Trading Finder," with its experience, aids traders and investors in gaining a correct understanding and deep learning. The training programs are designed based on tools for traders of all levels, from "beginner to advanced."



 English (EN)
▼

About Us

Contact Us

Forex Methodology

Our Team

Jobs

Report a Bug

Advertisement

Affiliates

Our Scores

**Indicators &
Oscillators**

Products

**Financial Market
Education**

Trading Tools

Trading Tools

Risk Disclosure:

Participating in financial markets involves high risk, which can result in the

[Show More](#) ▼

Disclaimer:

[TradingFinder.com] assumes no responsibility for any potential losses or

[Show More](#) 

Disclosure of revenues and advertisements:

The "TradingFinder" platform offers various services, some of which, like

[Show More](#) 

[Privacy Policy](#)

[Risk Warning](#)

[Cookies Policy](#)

[Copyright and Idea Submissions](#)

[Terms and Conditions Agreement](#)

© 2025 TradingFinder, Inc. All rights reserved.