

TradingFinder > Education > Forex Education > CISD in ICT Trading Style (Change...

CISD in ICT Trading Style (Change in the State of Delivery)

Categories: Forex Education ICT (Inner Circle Trader) Free Trading Courses

Article Level: Intermediate 



Writer: Rajesh Sharma



Reviewer: Nino Gogochashvili



Fact checker: Arjun Mandal

⚡ Modified: Apr 22, 2025

 Comments: 0

 Views: 2,267

 6 Min

The **Change in the State of Delivery (CISD)** represents a shift in the price trend flow from bullish to bearish or vice versa in the **ICT trading style**.

When one or more candlesticks form in one direction, followed immediately by candlesticks forming in the opposite direction (closing below the opening price of the initial candles), a **CISD occurs**.

Change In the State of Delivery Explained [CISD]




Diagram illustrating the Change in the State of Delivery (CISD)

Features of CISD

1. Quick Identification of Price Direction Changes:

CISD provides an early indication of potential price reversals before the **Market Structure Shift (MSS)** occurs.

2. Focus on Candlestick Open and Close Levels:

CISD analysis only considers candlestick open and close prices, disregarding wicks.

3. Adaptability Across Markets:

This style applies to all markets, including forex, stocks, indices, and cryptocurrencies.

4. Indicator Availability:

An indicator for CISD is available and provided by TFlab.

- ⚡ CISD Indicator for MetaTrader 4;
- ⚡ CISD Indicator for MetaTrader 5;
- ⚡ [CISD Indicator for TradingView.](#)



CISD (Change in the State of Delivery) Indicator

Technical Aspects of CISD

The technical specifications of CISD involve advanced data analysis and optimization of decision-making in **ICT trading strategy**.

#1 Multi-Timeframe Analysis

- ⚡ **Higher Timeframes:** Use larger timeframes, such as daily or weekly, to confirm **CISD signals** as they provide a clearer view of overall market trends;
- ⚡ **Lower Timeframes:** Use smaller timeframes, such as **15 minutes** or **1 hour**, to pinpoint exact entry points;
- ⚡ **Timeframe Combination:** Combining higher and **lower timeframes** enhances signal strength and entry precision.

#2 Identifying Order Blocks

- ⚡ **Bullish Order Blocks:** Bearish candles following a bullish CISD become support;
- ⚡ **Bearish Order Blocks:** Bullish candles following a bearish CISD turn into resistance.

#3 Market Timing

- ⚡ **Key Trading Hours:** CISD signals are more reliable during major market openings (e.g., London or New York);
- ⚡ **Economic Events:** If CISD occurs during economic data releases, it reflects the market's reaction to new information.

How CISD Differs from MSS

CISD is mainly used for identifying short-term changes and finding entry and exit points, while Market Structure Shift (MSS) is used to identify major changes in market structure.

CISD	MSS
Focus: Change in buying and selling strength.	Focus: Change in overall market trend.
Level of Analysis: Details of candlesticks (open and close).	Level of Analysis: Key levels and decisive breakouts.
Timeframe: Short-term analysis.	Timeframe: Long-term changes.

How to Use CISD in Trading

To use CISD (Change in State of Delivery) in trading, follow these steps:

#1 Analyze Higher Timeframes

- ⚡ Determine the overall market trend using higher timeframes (e.g., daily or 4-hour);
- ⚡ Tools like Market Structure and **PD Arrays** help identify direction.

#2 Look for CISD in Lower Timeframes

- ⚡ Zoom into shorter timeframes (e.g., 15 minutes or 5 minutes) to identify smaller price movements.

#3 Combine with Additional Tools

- ⚡ After identifying CISD, use MSS (Market Structure Shift) to confirm larger market changes;
- ⚡ Use **Order Blocks** and FVGs (Fair Value Gaps) to pinpoint ideal entry points.

Additional Note:

By using **One Shot One Kill TradingView indicator** [↗](#) from TradingFinder, you can seamlessly integrate the **Market Maker buy and Sell Model** [↗](#) (**MMXM**) strategy and the One Shot, One Kill strategy with **CISD**, enabling you to craft unique and highly effective trading setups.

#4 Risk Management and Stop Loss

- ⚡ **Stop Loss:** Place your stop loss behind the **Order Block or FVG**;
- ⚡ **Take Profit:** Set your target at key levels like previous highs/lows or **premium** and **discount zones**.

CISD in Buy Trades

Occurs when the price closes above the opening price of a bearish candlestick or series of bearish candlesticks. This signals seller weakness and suggests a potential bullish reversal.

Traders can use tools like Order Blocks or FVGs to enter buy positions.



How CISD (Change in the State of Delivery) Works in Bullish Trends

CISD in Sell Trades

This occurs when the price closes below the opening price of a bullish candlestick or series of **bullish candlesticks**.

It signals buyer weakness and suggests a potential bearish reversal. Traders can use tools like Order Blocks or FVGs to enter sell positions.



How CISD (Change in the State of Delivery) Works in Bearish Trends

Conclusion

ICT CISD is an effective method for identifying price **momentum** and direction changes. It helps traders spot early signs of trend reversals and make better decisions for entering or exiting trades.

This method is useful for identifying entry and **exit points** for buy or sell positions and determining the right time to close trades.

FAQs

Table Of Content

Features of CISD

Technical Aspects of CISD

How CISD Differs from MSS

How to Use CISD in Trading

CISD in Buy Trades

CISD in Sell Trades

Conclusion

Top Posts



5 From 5.0

(14)



Rate this post

Turtle Soup Strategy from ICT Style



Arjun Mandal | Dec 23, 2024

6,579 Views



Break of Structure (BOS) on ICT

Eda Kaya | Dec 22, 2024

6,679 Views



0 Comment

[Write a comment](#)

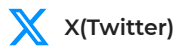


What is an ICT Order Block and How to Trade It?

Ram Nisha | Dec 23, 2024

6,641 Views

Our Social Media



X(Twitter)



Telegram



MQL5 Mql5



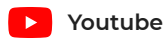
TradingView



Facebook



Instagram



Youtube



Tik Tok

Latest Articles



Trend Reversal Detection Tools & Patterns in Trading: RSI, MACD, Stochastic

Interesting Financial Articles

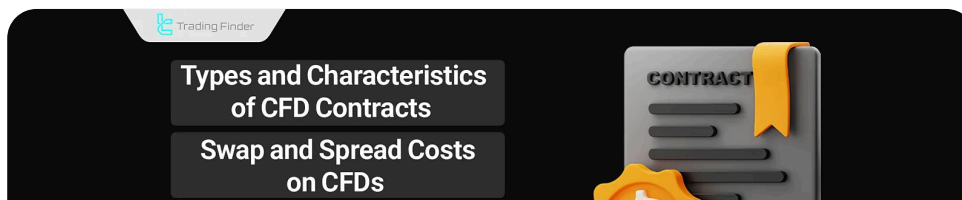
Sinan Aydin | May 18, 2025



Crypto Trading Rules in UK; FCA AML & CFT Law

Cryptocurrency Education

Arjun Mandal | May 17, 2025



Complete training in financial markets such as "Forex," "Stock Market," and "Cryptocurrencies" only becomes comprehensive with tested trading tools and strategies. "Trading Finder," with its

experience, aids traders and investors in gaining a correct understanding and deep learning. The training programs are designed based on tools for traders of all levels, from "beginner to advanced."



About Us

Contact Us

Forex Methodology

Our Team

Jobs

Report a Bug

Advertisement

Affiliates

Our Scores

Indicators & Oscillators

Products

Financial Market
Education

Trading Tools

Trading Tools

Risk Disclosure:

Participating in financial markets involves high risk, which can result in the loss of part

[Show More](#) ▾

Disclaimer:

[TradingFinder.com] assumes no responsibility for any potential losses or damages. All

[Show More](#) ▾

Disclosure of revenues and advertisements:

The "TradingFinder" platform offers various services, some of which, like introductions,

[Show More](#) 

[Privacy Policy](#)

[Risk Warning](#)

[Cookies Policy](#)

[Copyright and Idea Submissions](#)

[Terms and Conditions Agreement](#)

© 2025 TradingFinder, Inc. All rights reserved.