

>>> <https://BudgetForex.com> <<<  
**BUDGETFOREX**  
The best Forex software shop.

**Recommended broker: [www.BlazeMarkets.net](http://www.BlazeMarkets.net)**

**Recommended Forex software shop: [www.BudgetForex.com](http://www.BudgetForex.com)**

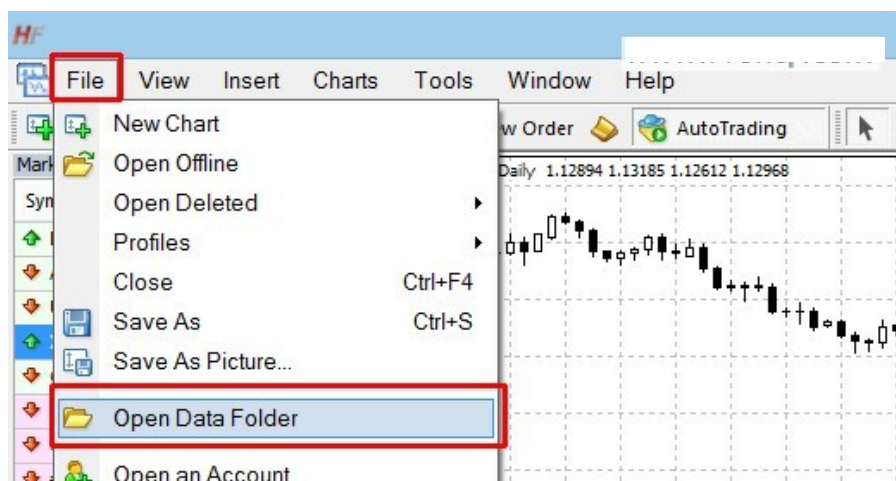
## How to install Indicators, Experts, Scripts, Templates in MT4

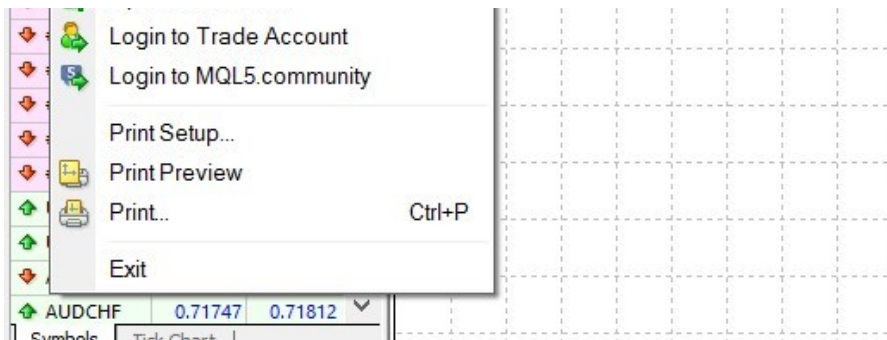
*If you use MacOS (Apple), NOT WindowsOS, please [read this manual for MAC users >>](http://www.profitf.com/articles/forex-education/how-to-install-indicators-ea-on-mac-apple/)*  
*(<http://www.profitf.com/articles/forex-education/how-to-install-indicators-ea-on-mac-apple/>)*

### StepByStep instructions

How to install software (Indicators, Experts, Scripts, Templates) into new MT4

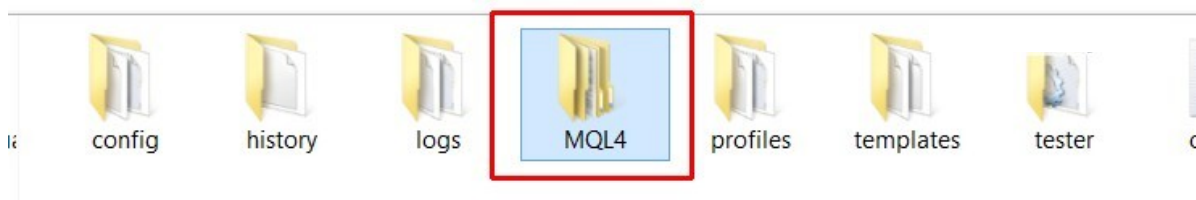
1. Open your MetaTrader 4
2. Click **File — Open Data Folder** (Picture #1)





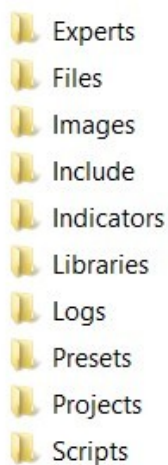
**Pic.1** File — Open Data Folder

Here you will find a folder called **MQL4**:



**Pic.2** MQL4 Folder

3. Open **MQL4** folder. Now, you'll see these folders:



>>> <https://BudgetForex.com> <<<  
**BUDGETFOREX**  
The best Forex software shop.

**Pic.3** Folders into MQL

>>> <https://BudgetForex.com> <<<  
**BUDGETFOREX**  
The best Forex software shop.

**\Experts** – Expert Advisors (trading robots),

**\Indicators** – custom indicators,

**\Scripts** – scripts (MQL4 applications for a single run on the chart),

**\include** – source code MQH and MQ4 files implemented into other programs,

**\libraries** – libraries in the form of MQ4 source codes and EX4 executable files compiled from them.

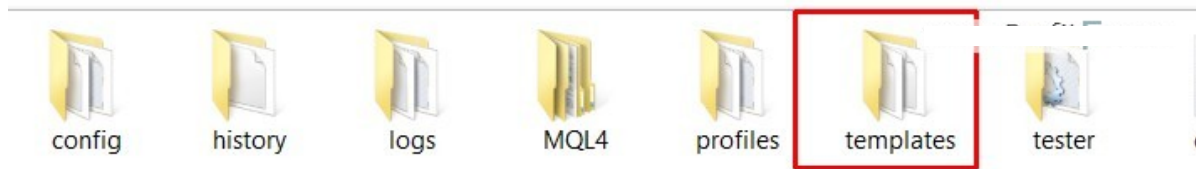
They are used for the dynamic call of the functions contained there by other MQL4 programs,

**\images** – image files for using in resources,

**\files** – special “file sandbox”. MQL4 applications are allowed to execute file operations only within this directory.

#### 4. Insert your files :

- Insert your **EA** files (ex4 or .mq4) into **MQL4/Experts** folder.
- Insert your **Indicators** (ex4 or .mq4) files into **MQL4/Indicators** folder.
- Insert your **Scripts** files (ex4 or .mq4) into **MQL4/Scripts** folder.
- Insert **Settings** files of EA (.set) into **MQL4/Presets** folder.
- Insert your **Libraries** files (dll) files into **MQL4/Libraries** folder.
- NOTE: **Template** files must be NOT in “MQL4 folder” . Copy your .tpl files into templates folder (Picture #4). You can find **templates folder** when open your Data Folder)



*Pic.4 Templates Folder*

#### 5. Restart your MetaTrader 4

>>> <https://BudgetForex.com> <<<

**BUDGETFOREX**  
The best Forex software shop.

Get EXTRA 12% discount  
with code: **BUD12**

**[HTTPS://BUDGETFOREX.COM](https://BUDGETFOREX.COM)**



- FOREX SYSTEMS IN 90% DISCOUNT
- INSTANT DOWNLOAD
- PAYPAL & CARDS ACCEPTED