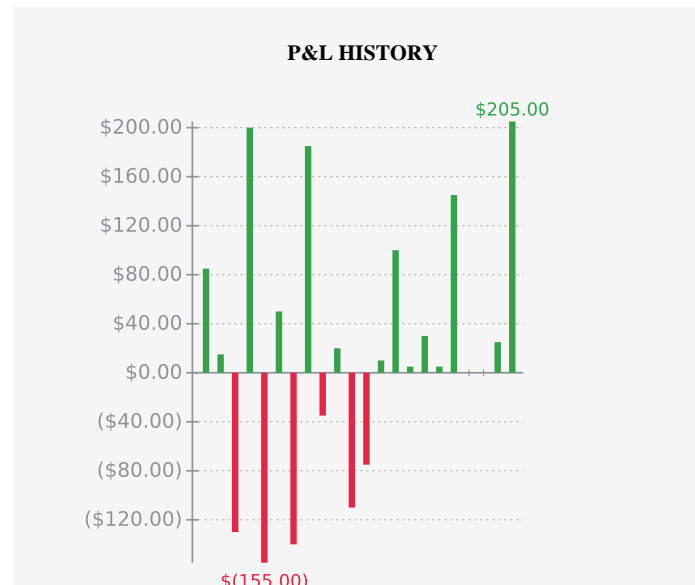
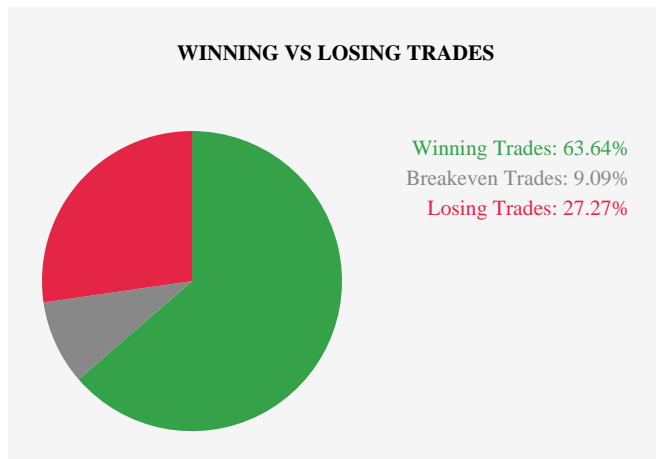


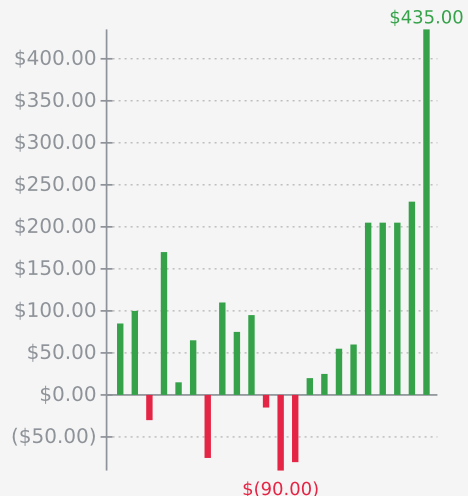
ALL TRADES	
Gross P/L	\$435.00
# of Trades	22
# of Contracts	44
Avg. Trade Time	29sec
Longest Trade Time	2min 4sec
% Profitable Trades	63.64%
Expectancy	\$19.77
Trade Fees & Comm.	\$(81.40)
Total P/L	\$353.60

PROFIT TRADES	
Total Profit	\$1,080.00
# of Winning Trades	14
# of Winning Contracts	14
Largest Winning Trade	\$205.00
Avg. Winning Trade	\$77.14
Std. Dev. Winning Trade	\$73.67
Avg. Winning Trade Time	25sec
Longest Winning Trade Time	1min 16sec
Max Run-up	\$491.70
Max Run-up, from	10/16/2020 15:16:33
Max Run-up, to	10/16/2020 15:54:14

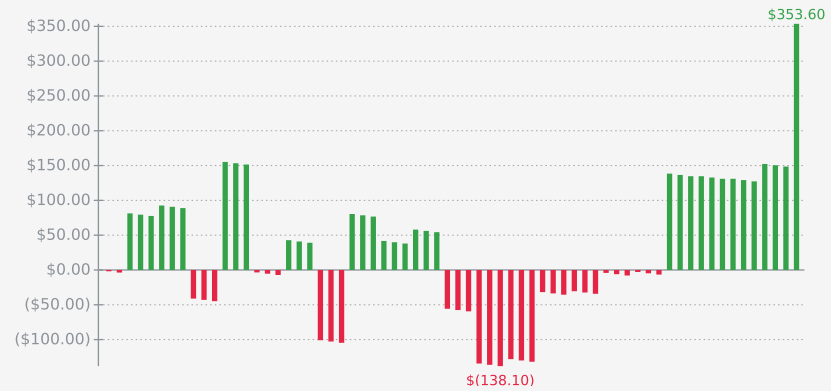
LOSING TRADES	
Total Loss	\$(645.00)
# of Losing Trades	6
# of Losing Contracts	6
Largest Losing Trade	\$(155.00)
Avg. Losing Trade	\$(107.50)
Std. Dev. Losing Trade	\$41.10
Avg. Losing Trade Time	46sec
Longest Losing Trade Time	2min 4sec
Max Drawdown	\$(293.30)
Max Drawdown, from	10/16/2020 14:51:55
Max Drawdown, to	10/16/2020 15:16:33



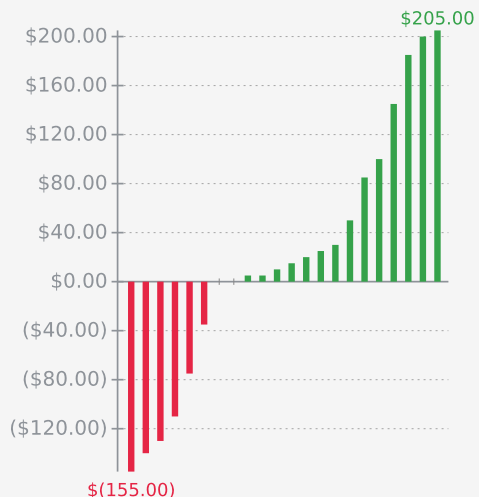
P&L HISTORY (CUMULATIVE WITHOUT FEES)



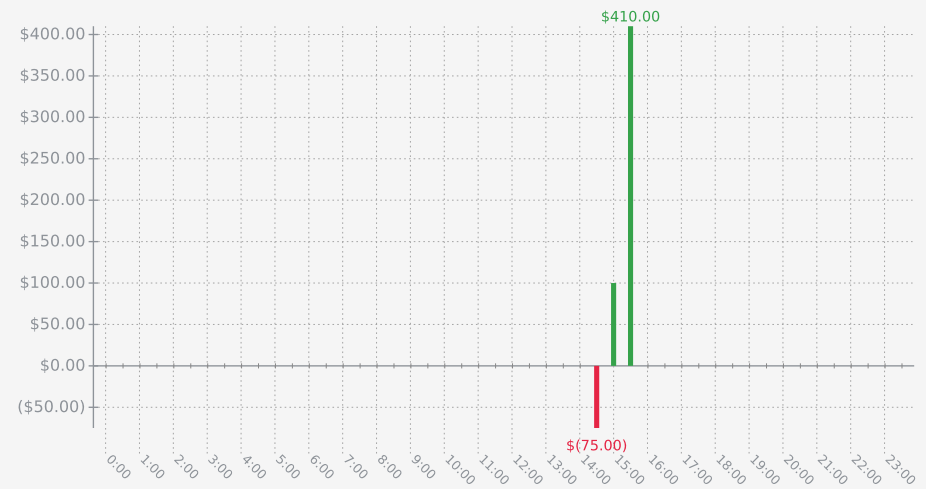
P&L HISTORY (CUMULATIVE WITH FEES)



P&L DISTRIBUTION



P&L PER TIME OF DAY



GROSS LOSS BREAKDOWN (LOSS TRADES, TRADE FEES & COMM.)



TRADES

Symbol	Qty	Buy Price	Buy Time	Duration	Sell Time	Sell Price	P&L
NQZ0	1	11941.75	10/16/2020 14:37:51	20sec	10/16/2020 14:37:31	11946.00	\$85.00
NQZ0	1	11936.75	10/16/2020 14:38:20	5sec	10/16/2020 14:38:14	11937.50	\$15.00
NQZ0	1	11945.25	10/16/2020 14:40:48	9sec	10/16/2020 14:40:38	11938.75	\$(130.00)
NQZ0	1	11935.50	10/16/2020 14:51:55	19sec	10/16/2020 14:51:36	11945.50	\$200.00
NQZ0	1	11944.00	10/16/2020 14:53:42	59sec	10/16/2020 14:52:43	11936.25	\$(155.00)
NQZ0	1	11933.50	10/16/2020 14:54:22	15sec	10/16/2020 14:54:07	11936.00	\$50.00
NQZ0	1	11941.00	10/16/2020 14:54:51	22sec	10/16/2020 14:54:29	11934.00	\$(140.00)
NQZ0	1	11982.50	10/16/2020 15:03:41	25sec	10/16/2020 15:04:07	11991.75	\$185.00
NQZ0	1	11992.00	10/16/2020 15:06:00	34sec	10/16/2020 15:06:34	11990.25	\$(35.00)
NQZ0	1	11991.50	10/16/2020 15:08:31	1sec	10/16/2020 15:08:33	11992.50	\$20.00
NQZ0	1	11993.50	10/16/2020 15:09:12	26sec	10/16/2020 15:09:39	11988.00	\$(110.00)
NQZ0	1	11991.25	10/16/2020 15:12:04	2min 4sec	10/16/2020 15:14:09	11987.50	\$(75.00)
NQZ0	1	11987.75	10/16/2020 15:16:02	30sec	10/16/2020 15:16:33	11988.25	\$10.00
NQZ0	1	11993.00	10/16/2020 15:17:23	1min 16sec	10/16/2020 15:18:40	11998.00	\$100.00
NQZ0	1	12017.50	10/16/2020 15:23:50	4sec	10/16/2020 15:23:45	12017.75	\$5.00
NQZ0	1	11997.50	10/16/2020 15:36:20		10/16/2020 15:36:20	11999.00	\$30.00
NQZ0	1	12007.25	10/16/2020 15:41:16	13sec	10/16/2020 15:41:02	12007.50	\$5.00
NQZ0	1	11983.75	10/16/2020 15:48:03	53sec	10/16/2020 15:47:09	11991.00	\$145.00
NQZ0	1	11975.00	10/16/2020 15:49:09	6sec	10/16/2020 15:49:02	11975.00	\$0.00
NQZ0	1	11966.75	10/16/2020 15:51:14	8sec	10/16/2020 15:51:23	11966.75	\$0.00
NQZ0	1	11962.50	10/16/2020 15:52:06	20sec	10/16/2020 15:51:45	11963.75	\$25.00
NQZ0	1	11959.75	10/16/2020 15:53:08	1min 6sec	10/16/2020 15:54:14	11970.00	\$205.00

